

Fund NO.	Description	Prior Year Allocation	Prior Year Factor	Adjusted Prior Year Allocation	Adjusted Prior Year Factor	Annual Tax Increment	Current Year Allocation
2002	UNI SCH GEN FILLMORE	2,818,256.30	.3267846571	2,818,256.30	.3267846571	134,382.10	2,952,638.40
2015	VTA COM COLLEGE GEN	469,580.55	.0544491716	469,580.55	.0544491716	22,390.87	491,971.42
2019	VTA COLLEGE CHILD CTR	2,427.77	.0002815079	2,427.77	.0002815079	115.76	2,543.53
4001	COUNTY GENERAL FUND	2,422,572.45	.3145071825	2,422,572.45	.3145071825	129,333.29	2,551,905.74
4002	E.R.A.F.	127,962.05		127,962.05			127,962.05
4004	E.R.A.F. 93-94 SHIFT	327,278.11		327,278.11			327,278.11
4005	VTA. CO. OFFICE EDUCATION	207,491.58	.0240592276	207,491.58	.0240592276	9,893.76	217,385.34
4401	* COUNTY LIBRARY	140,810.41	.0163265097	140,810.41	.0163265097	6,713.87	147,524.28
6100	* COUNTY FLOOD ZN ADM	21,938.01	.0025436660	21,938.01	.0025436660	1,046.02	22,984.03
6120	* COUNTY FLOOD ZN #2	218,048.09	.0252819618	218,048.09	.0252819618	10,396.58	228,444.67
7120	FILL-PIRU MEM	67,994.24	.0078836736	67,994.24	.0078836736	3,241.97	71,236.21
7155	BARDSDALE CEMETERY	25,186.06	.0029196144	25,186.06	.0029196144	1,200.62	26,386.68
7770	UNITED WTR CONS DIST	58,965.49	.0068361611	58,965.49	.0068361611	2,811.20	61,776.69
8010	CITY FILLMORE	1,715,686.86	.2181266667	1,715,686.86	.2181266667	89,699.19	1,805,386.05
TRA 01001	Totals:	8,624,197.97	1.0000000000	8,624,197.97	1.0000000000	411,225.23	9,035,423.20

*** Gross Assessed Valuation Information(Assessed valuations Minus Local Exemptions) ***

	Prior Year A/V	Transfers	Current Year AVI	A/V
Secured	842,538,321			882,233,915
Unsecured	23,203,112			24,630,041
State Assessed				
	865,741,433		41,122,523	906,863,956

Fund NO.	Description	Prior Year Allocation	Prior Year Factor	Adjusted Prior Year Allocation	Adjusted Prior Year Factor	Annual Tax Increment	Current Year Allocation
2002	UNI SCH GEN FILLMORE	177,494.94	.3400712356	177,494.94	.3400712356	6,783.92	184,278.86
2015	VTA COM COLLEGE GEN	29,573.92	.0566621017	29,573.92	.0566621017	1,130.33	30,704.25
2019	VTA COLLEGE CHILD CTR	152.75	.0002926392	152.75	.0002926392	5.84	158.59
4001	COUNTY GENERAL FUND	95,021.25	.1820559938	95,021.25	.1820559938	3,631.75	98,653.00
4002	E.R.A.F.	24,794.29	.0475046096	24,794.29	.0475046096	947.65	25,741.94
4004	E.R.A.F. 93-94 SHIFT	61,377.57	.1175962516	61,377.57	.1175962516	2,345.87	63,723.44
4005	VTA. CO. OFFICE EDUCATION	13,064.80	.0250314897	13,064.80	.0250314897	499.34	13,564.14
4401	* COUNTY LIBRARY	8,479.52	.0162463482	8,479.52	.0162463482	324.09	8,803.61
6100	* COUNTY FLOOD ZN ADM	1,332.56	.0025531051	1,332.56	.0025531051	50.93	1,383.49
6120	* COUNTY FLOOD ZN #2	13,134.54	.0251650960	13,134.54	.0251650960	502.01	13,636.55
7120	FILL-PIRU MEM	4,076.45	.0078102756	4,076.45	.0078102756	155.80	4,232.25
7155	BARDSDALE CEMETERY	1,453.02	.0027838938	1,453.02	.0027838938	55.53	1,508.55
7770	UNITED WTR CONS DIST	3,204.56	.0061397677	3,204.56	.0061397677	122.48	3,327.04
8010	CITY FILLMORE	88,774.38	.1700871924	88,774.38	.1700871924	3,392.99	92,167.37
TRA 01002	Totals:	521,934.55	1.0000000000	521,934.55	1.0000000000	19,948.53	541,883.08

*** Gross Assessed Valuation Information(Assessed valuations Minus Local Exemptions) ***

	Prior Year A/V	Transfers	Current Year AVI	A/V
Secured	52,042,820			53,993,773
Unsecured	76,500			120,400
State Assessed				
	52,119,320		1,994,853	54,114,173

Fund NO.	Description	Prior Year Allocation	Prior Year Factor	Adjusted Prior Year Allocation	Adjusted Prior Year Factor	Annual Tax Increment	Current Year Allocation
2002	UNI SCH GEN FILLMORE	39,638.01	.3398601349	39,638.01	.3398601349	16,749.19	56,387.20
2015	VTA COM COLLEGE GEN	6,604.49	.0566274863	6,604.49	.0566274863	2,790.75	9,395.24
2019	VTA COLLEGE CHILD CTR	33.78	.0002894039	33.78	.0002894039	14.26	48.04
4001	COUNTY GENERAL FUND	21,638.89	.1855334428	21,638.89	.1855334428	9,143.58	30,782.47
4002	E.R.A.F.	5,060.00	.0433849811	5,060.00	.0433849811	2,138.13	7,198.13
4004	E.R.A.F. 93-94 SHIFT	11,687.08	.1002060913	11,687.08	.1002060913	4,938.42	16,625.50
4005	VTA. CO. OFFICE EDUCATION	2,914.01	.0249848942	2,914.01	.0249848942	1,231.32	4,145.33
4401	* COUNTY LIBRARY	1,894.01	.0162394542	1,894.01	.0162394542	800.32	2,694.33
6100	* COUNTY FLOOD ZN ADM	297.83	.0025536028	297.83	.0025536028	125.85	423.68
6120	* COUNTY FLOOD ZN #2	2,932.84	.0251466227	2,932.84	.0251466227	1,239.29	4,172.13
7120	FILL-PIRU MEM	911.51	.0078154074	911.51	.0078154074	385.16	1,296.67
7155	BARDSDALE CEMETERY	327.38	.0028070775	327.38	.0028070775	138.34	465.72
7770	UNITED WTR CONS DIST	748.97	.0064218594	748.97	.0064218594	316.49	1,065.46
8010	CITY FILLMORE	21,941.61	.1881295415	21,941.61	.1881295415	9,271.51	31,213.12
TRA 01003	Totals:	116,630.41	1.0000000000	116,630.41	1.0000000000	49,282.61	165,913.02

*** Gross Assessed Valuation Information(Assessed valuations Minus Local Exemptions) ***

	Prior Year A/V	Transfers	Current Year AVI	A/V
Secured	11,708,446			16,636,707
Unsecured				
State Assessed				
	11,708,446		4,928,261	16,636,707

Fund NO.	Description	Prior Year Allocation	Prior Year Factor	Adjusted Prior Year Allocation	Adjusted Prior Year Factor	Annual Tax Increment	Current Year Allocation
2002	UNI SCH GEN FILLMORE	12,025.72	.3397334487	12,025.72	.3397334487	1,192.74-	10,832.98
2015	VTA COM COLLEGE GEN	2,003.44	.0565981655	2,003.44	.0565981655	198.70-	1,804.74
2019	VTA COLLEGE CHILD CTR	10.10	.0002849716	10.10	.0002849716	1.00-	9.10
4001	COUNTY GENERAL FUND	6,473.84	.1828896211	6,473.84	.1828896211	642.09-	5,831.75
4002	E.R.A.F.	1,600.68	.0452198746	1,600.68	.0452198746	158.76-	1,441.92
4004	E.R.A.F. 93-94 SHIFT	4,251.96	.1201205723	4,251.96	.1201205723	421.72-	3,830.24
4005	VTA. CO. OFFICE EDUCATION	877.51	.0247899046	877.51	.0247899046	87.03-	790.48
4401	* COUNTY LIBRARY	574.86	.0162398804	574.86	.0162398804	57.01-	517.85
6100	* COUNTY FLOOD ZN ADM	90.41	.0025542387	90.41	.0025542387	8.97-	81.44
6120	* COUNTY FLOOD ZN #2	890.71	.0251633006	890.71	.0251633006	88.34-	802.37
7120	FILL-PIRU MEM	276.24	.0078041076	276.24	.0078041076	27.40-	248.84
7155	BARDSDALE CEMETERY	102.12	.0028851735	102.12	.0028851735	10.13-	91.99
7770	UNITED WTR CONS DIST	215.51	.0060885872	215.51	.0060885872	21.38-	194.13
8010	CITY FILLMORE	6,004.42	.1696281536	6,004.42	.1696281536	595.53-	5,408.89
TRA 01004	Totals:	35,397.52	1.0000000000	35,397.52	1.0000000000	3,510.80-	31,886.72

*** Gross Assessed Valuation Information(Assessed valuations Minus Local Exemptions) ***

	Prior Year A/V	Transfers	Current Year AVI	A/V
Secured	3,547,843			3,196,763
Unsecured				
State Assessed				
	3,547,843		351,080-	3,196,763

Fund NO.	Description	Prior Year Allocation	Prior Year Factor	Adjusted Prior Year Allocation	Adjusted Prior Year Factor	Annual Tax Increment	Current Year Allocation
2002	UNI SCH GEN FILLMORE	438,456.72	.3280891973	438,456.72	.3280891973	49,181.80	487,638.52
2015	VTA COM COLLEGE GEN	73,056.03	.0546664987	73,056.03	.0546664987	8,194.71	81,250.74
2019	VTA COLLEGE CHILD CTR	377.62	.0002825682	377.62	.0002825682	42.36	419.98
4001	COUNTY GENERAL FUND	267,753.86	.2003553202	267,753.86	.2003553202	30,034.03	297,787.89
4002	E.R.A.F.	65,274.19	.0488434965	65,274.19	.0488434965	7,321.82	72,596.01
4004	E.R.A.F. 93-94 SHIFT	166,918.44	.1249020378	166,918.44	.1249020378	18,723.28	185,641.72
4005	VTA. CO. OFFICE EDUCATION	32,280.52	.0241549252	32,280.52	.0241549252	3,620.91	35,901.43
4401	* COUNTY LIBRARY	20,950.87	.0156771540	20,950.87	.0156771540	2,350.06	23,300.93
6100	* COUNTY FLOOD ZN ADM	3,292.87	.0024639957	3,292.87	.0024639957	369.36	3,662.23
6120	* COUNTY FLOOD ZN #2	32,449.12	.0242810879	32,449.12	.0242810879	3,639.83	36,088.95
7120	FILL-PIRU MEM	10,075.13	.0075390362	10,075.13	.0075390362	1,130.13	11,205.26
7155	BARDSDALE CEMETERY	3,581.96	.0026803235	3,581.96	.0026803235	401.79	3,983.75
7770	UNITED WTR CONS DIST	8,003.90	.0059891868	8,003.90	.0059891868	897.80	8,901.70
8010	CITY FILLMORE	213,923.65	.1600751720	213,923.65	.1600751720	23,995.87	237,919.52
TRA 01005	Totals:	1,336,394.88	1.0000000000	1,336,394.88	1.0000000000	149,903.75	1,486,298.63

*** Gross Assessed Valuation Information(Assessed valuations Minus Local Exemptions) ***

	Prior Year A/V	Transfers	Current Year AVI	A/V
Secured	132,745,028		147,735,403	
Unsecured	55,400		55,400	
State Assessed				
	132,800,428		14,990,375	147,790,803

Fund NO.	Description	Prior Year Allocation	Prior Year Factor	Adjusted Prior Year Allocation	Adjusted Prior Year Factor	Annual Tax Increment	Current Year Allocation
2002	UNI SCH GEN FILLMORE	22,483.44	.3400422803	22,483.44	.3400422803	1,134.97	23,618.41
2015	VTA COM COLLEGE GEN	3,745.14	.0566416828	3,745.14	.0566416828	189.05	3,934.19
2019	VTA COLLEGE CHILD CTR	18.47	.0002795394	18.47	.0002795394	.93	19.40
4001	COUNTY GENERAL FUND	12,026.14	.1818528685	12,026.14	.1818528685	606.97	12,633.11
4002	E.R.A.F.	3,290.10	.0481879761	3,290.10	.0481879761	160.84	3,450.94
4004	E.R.A.F. 93-94 SHIFT	7,949.55	.1205586973	7,949.55	.1205586973	402.39	8,351.94
4005	VTA. CO. OFFICE EDUCATION	1,651.89	.0249830293	1,651.89	.0249830293	83.39	1,735.28
4401	* COUNTY LIBRARY	1,074.27	.0162463063	1,074.27	.0162463063	54.23	1,128.50
6100	* COUNTY FLOOD ZN ADM	168.70	.0025512779	168.70	.0025512779	8.52	177.22
6120	* COUNTY FLOOD ZN #2	1,663.16	.0251541470	1,663.16	.0251541470	83.96	1,747.12
7120	FILL-PIRU MEM	515.55	.0077961691	515.55	.0077961691	26.02	541.57
7155	BARDSDALE CEMETERY	179.16	.0027723234	179.16	.0027723234	9.25	188.41
7770	UNITED WTR CONS DIST	404.04	.0060939186	404.04	.0060939186	20.34	424.38
8010	CITY FILLMORE	10,949.96	.1668397840	10,949.96	.1668397840	556.86	11,506.82
TRA 01006	Totals:	66,119.57	1.0000000000	66,119.57	1.0000000000	3,337.72	69,457.29

*** Gross Assessed Valuation Information(Assessed valuations Minus Local Exemptions) ***

	Prior Year A/V	Transfers	Current Year AVI	A/V
Secured	6,579,688			6,913,460
Unsecured				
State Assessed				
	6,579,688		333,772	6,913,460

Fund NO.	Description	Prior Year Allocation	Prior Year Factor	Adjusted Prior Year Allocation	Adjusted Prior Year Factor	Annual Tax Increment	Current Year Allocation
4001	COUNTY GENERAL FUND		1.0000000000		1.0000000000		
TRA 01007	Totals:		1.0000000000		1.0000000000		

Fund NO.	Description	Prior Year Allocation	Prior Year Factor	Adjusted Prior Year Allocation	Adjusted Prior Year Factor	Annual Tax Increment	Current Year Allocation
2002	UNI SCH GEN FILLMORE	86,187.39	.3400404388	86,187.39	.3400404388	3,418.37	89,605.76
2015	VTA COM COLLEGE GEN	14,360.27	.0566564693	14,360.27	.0566564693	569.56	14,929.83
2019	VTA COLLEGE CHILD CTR	74.03	.0002920195	74.03	.0002920195	2.94	76.97
4001	COUNTY GENERAL FUND	41,945.25	.1654902035	41,945.25	.1654902035	1,663.63	43,608.88
4002	E.R.A.F.	12,020.12	.0474771585	12,020.12	.0474771585	477.28	12,497.40
4004	E.R.A.F. 93-94 SHIFT	29,960.79	.1181947573	29,960.79	.1181947573	1,188.19	31,148.98
4005	VTA. CO. OFFICE EDUCATION	6,343.73	.0250282326	6,343.73	.0250282326	251.60	6,595.33
4401	* COUNTY LIBRARY	4,117.53	.0162452612	4,117.53	.0162452612	163.31	4,280.84
6100	* COUNTY FLOOD ZN ADM	646.62	.0025511966	646.62	.0025511966	25.65	672.27
6120	* COUNTY FLOOD ZN #2	6,378.32	.0251647960	6,378.32	.0251647960	252.98	6,631.30
7120	FILL-PIRU MEM	1,978.68	.0078066748	1,978.68	.0078066748	78.48	2,057.16
7155	BARSDALE CEMETERY	705.00	.0027795635	705.00	.0027795635	27.94	732.94
7770	UNITED WTR CONS DIST	1,536.70	.0060634861	1,536.70	.0060634861	60.96	1,597.66
8010	CITY FILLMORE	47,207.72	.1862097423	47,207.72	.1862097423	1,871.93	49,079.65
TRA 01008	Totals:	253,462.15	1.0000000000	253,462.15	1.0000000000	10,052.82	263,514.97

*** Gross Assessed Valuation Information(Assessed valuations Minus Local Exemptions) ***

	Prior Year A/V	Transfers	Current Year AVI	A/V
Secured	25,198,510			26,241,592
Unsecured	87,800			50,000
State Assessed				
	25,286,310		1,005,282	26,291,592

Fund NO.	Description	Prior Year Allocation	Prior Year Factor	Adjusted Prior Year Allocation	Adjusted Prior Year Factor	Annual Tax Increment	Current Year Allocation
2002	UNI SCH GEN FILLMORE	69,452.99	.3400375322	69,452.99	.3400375322	2,271.51	71,724.50
2015	VTA COM COLLEGE GEN	11,571.61	.0566538252	11,571.61	.0566538252	378.46	11,950.07
2019	VTA COLLEGE CHILD CTR	58.14	.0002845635	58.14	.0002845635	1.90	60.04
4001	COUNTY GENERAL FUND	36,784.56	.1800722944	36,784.56	.1800722944	1,202.91	37,987.47
4002	E.R.A.F.	9,854.50	.0481121351	9,854.50	.0481121351	321.40	10,175.90
4004	E.R.A.F. 93-94 SHIFT	24,565.14	.1202945660	24,565.14	.1202945660	803.59	25,368.73
4005	VTA. CO. OFFICE EDUCATION	5,105.93	.0249982750	5,105.93	.0249982750	166.99	5,272.92
4401	* COUNTY LIBRARY	3,318.34	.0162463101	3,318.34	.0162463101	108.53	3,426.87
6100	* COUNTY FLOOD ZN ADM	519.98	.0025459620	519.98	.0025459620	17.01	536.99
6120	* COUNTY FLOOD ZN #2	5,138.97	.0251601992	5,138.97	.0251601992	168.07	5,307.04
7120	FILL-PIRU MEM	1,594.82	.0078081206	1,594.82	.0078081206	52.16	1,646.98
7155	BARSDALE CEMETERY	566.55	.0027791530	566.55	.0027791530	18.57	585.12
7770	UNITED WTR CONS DIST	1,243.97	.0060889037	1,243.97	.0060889037	40.67	1,284.64
8010	CITY FILLMORE	34,475.54	.1689181600	34,475.54	.1689181600	1,128.40	35,603.94
TRA 01009	Totals:	204,251.04	1.0000000000	204,251.04	1.0000000000	6,680.17	210,931.21

*** Gross Assessed Valuation Information(Assessed valuations Minus Local Exemptions) ***

	Prior Year A/V	Transfers	Current Year AVI	A/V
Secured	20,369,332			21,037,349
Unsecured	19,200			19,200
State Assessed				
	20,388,532		668,017	21,056,549

Fund NO.	Description	Prior Year Allocation	Prior Year Factor	Adjusted Prior Year Allocation	Adjusted Prior Year Factor	Annual Tax Increment	Current Year Allocation
2002	UNI SCH GEN FILLMORE	114,551.33	.3400336116	114,551.33	.3400336116	3,628.63	118,179.96
2015	VTA COM COLLEGE GEN	19,084.49	.0566502137	19,084.49	.0566502137	604.54	19,689.03
2019	VTA COLLEGE CHILD CTR	98.11	.0002911246	98.11	.0002911246	3.11	101.22
4001	COUNTY GENERAL FUND	61,183.18	.1816164949	61,183.18	.1816164949	1,938.09	63,121.27
4002	E.R.A.F.	16,220.35	.0481700065	16,220.35	.0481700065	514.04	16,734.39
4004	E.R.A.F. 93-94 SHIFT	40,603.33	.1205221597	40,603.33	.1205221597	1,286.14	41,889.47
4005	VTA. CO. OFFICE EDUCATION	8,416.70	.0249840642	8,416.70	.0249840642	266.61	8,683.31
4401	* COUNTY LIBRARY	5,472.93	.0162457954	5,472.93	.0162457954	173.37	5,646.30
6100	* COUNTY FLOOD ZN ADM	857.91	.0025466049	857.91	.0025466049	27.18	885.09
6120	* COUNTY FLOOD ZN #2	8,476.42	.0251614130	8,476.42	.0251614130	268.51	8,744.93
7120	FILL-PIRU MEM	2,629.29	.0078047625	2,629.29	.0078047625	83.29	2,712.58
7155	BARSDALE CEMETERY	934.52	.0027731936	934.52	.0027731936	29.59	964.11
7770	UNITED WTR CONS DIST	2,051.49	.0060898511	2,051.49	.0060898511	64.99	2,116.48
8010	CITY FILLMORE	56,302.37	.1671107043	56,302.37	.1671107043	1,783.30	58,085.67
TRA 01010	Totals:	336,882.42	1.0000000000	336,882.42	1.0000000000	10,671.39	347,553.81

*** Gross Assessed Valuation Information(Assessed valuations Minus Local Exemptions) ***

	Prior Year A/V	Transfers	Current Year AVI	A/V
Secured	33,637,890			34,706,829
Unsecured	57,000			55,200
State Assessed				
	33,694,890		1,067,139	34,762,029

Fund NO.	Description	Prior Year Allocation	Prior Year Factor	Adjusted Prior Year Allocation	Adjusted Prior Year Factor	Annual Tax Increment	Current Year Allocation
2002	UNI SCH GEN FILLMORE	89,234.81	.3399997093	89,234.81	.3399997093	2,665.58	91,900.39
2015	VTA COM COLLEGE GEN	14,854.84	.0565994409	14,854.84	.0565994409	443.74	15,298.58
2019	VTA COLLEGE CHILD CTR	52.41	.0001995940	52.41	.0001995940	1.56	53.97
4001	COUNTY GENERAL FUND	47,806.99	.1821498294	47,806.99	.1821498294	1,428.06	49,235.05
4002	E.R.A.F.	12,683.98	.0481730318	12,683.98	.0481730318	377.67	13,061.65
4004	E.R.A.F. 93-94 SHIFT	31,691.37	.1207819120	31,691.37	.1207819120	946.93	32,638.30
4005	VTA. CO. OFFICE EDUCATION	6,429.25	.0244965623	6,429.25	.0244965623	192.05	6,621.30
4401	* COUNTY LIBRARY	4,245.34	.0161752499	4,245.34	.0161752499	126.81	4,372.15
6100	* COUNTY FLOOD ZN ADM	653.81	.0024910916	653.81	.0024910916	19.53	673.34
6120	* COUNTY FLOOD ZN #2	6,602.66	.0251572872	6,602.66	.0251572872	197.23	6,799.89
7120	FILL-PIRU MEM	2,033.92	.0077495623	2,033.92	.0077495623	60.76	2,094.68
7155	BARSDALE CEMETERY	720.26	.0027504221	720.26	.0027504221	21.56	741.82
7770	UNITED WTR CONS DIST	1,594.49	.0060736782	1,594.49	.0060736782	47.62	1,642.11
8010	CITY FILLMORE	43,851.42	.1672026290	43,851.42	.1672026290	1,310.86	45,162.28
TRA 01011	Totals:	262,455.55	1.0000000000	262,455.55	1.0000000000	7,839.96	270,295.51

*** Gross Assessed Valuation Information(Assessed valuations Minus Local Exemptions) ***

	Prior Year A/V	Transfers	Current Year AVI	A/V
Secured	25,840,157			26,638,953
Unsecured	396,200			381,400
State Assessed				
	26,236,357		783,996	27,020,353

Fund NO.	Description	Prior Year Allocation	Prior Year Factor	Adjusted Prior Year Allocation	Adjusted Prior Year Factor	Annual Tax Increment	Current Year Allocation
2002	UNI SCH GEN FILLMORE		.3400718424		.3400718424		
2015	VTA COM COLLEGE GEN		.0566634907		.0566634907		
2019	VTA COLLEGE CHILD CTR		.0002935024		.0002935024		
4001	COUNTY GENERAL FUND		.1815119269		.1815119269		
4002	E.R.A.F.		.0481761101		.0481761101		
4004	E.R.A.F. 93-94 SHIFT		.1204806131		.1204806131		
4005	VTA. CO. OFFICE EDUCATION		.0250369719		.0250369719		
4401	* COUNTY LIBRARY		.0162455379		.0162455379		
6100	* COUNTY FLOOD ZN ADM		.0025546045		.0025546045		
6120	* COUNTY FLOOD ZN #2		.0251652343		.0251652343		
7120	FILL-PIRU MEM		.0078087102		.0078087102		
7155	BARSDALE CEMETERY		.0027796289		.0027796289		
7770	UNITED WTR CONS DIST		.0060931826		.0060931826		
8010	CITY FILLMORE		.1671186441		.1671186441		
TRA 01012	Totals:		1.0000000000		1.0000000000		

Fund NO.	Description	Prior Year Allocation	Prior Year Factor	Adjusted Prior Year Allocation	Adjusted Prior Year Factor	Annual Tax Increment	Current Year Allocation
2002	UNI SCH GEN FILLMORE	39,096.09	.3400714084	39,096.09	.3400714084	2,240.34	41,336.43
2015	VTA COM COLLEGE GEN	6,514.20	.0566628099	6,514.20	.0566628099	373.29	6,887.49
2019	VTA COLLEGE CHILD CTR	33.74	.0002932617	33.74	.0002932617	1.93	35.67
4001	COUNTY GENERAL FUND	20,869.81	.1815340677	20,869.81	.1815340677	1,195.91	22,065.72
4002	E.R.A.F.	5,538.80	.0481783262	5,538.80	.0481783262	317.39	5,856.19
4004	E.R.A.F. 93-94 SHIFT	13,851.13	.1204819091	13,851.13	.1204819091	793.72	14,644.85
4005	VTA. CO. OFFICE EDUCATION	2,878.32	.0250365755	2,878.32	.0250365755	164.94	3,043.26
4401	* COUNTY LIBRARY	1,867.71	.0162460964	1,867.71	.0162460964	107.03	1,974.74
6100	* COUNTY FLOOD ZN ADM	293.62	.0025538475	293.62	.0025538475	16.82	310.44
6120	* COUNTY FLOOD ZN #2	2,893.18	.0251656619	2,893.18	.0251656619	165.79	3,058.97
7120	FILL-PIRU MEM	897.73	.0078084407	897.73	.0078084407	51.44	949.17
7155	BARDSDALE CEMETERY	319.63	.0027803668	319.63	.0027803668	18.32	337.95
7770	UNITED WTR CONS DIST	700.50	.0060929617	700.50	.0060929617	40.14	740.64
8010	CITY FILLMORE	19,209.89	.1670942665	19,209.89	.1670942665	1,100.79	20,310.68
TRA 01013	Totals:	114,964.35	1.0000000000	114,964.35	1.0000000000	6,587.85	121,552.20

*** Gross Assessed Valuation Information(Assessed valuations Minus Local Exemptions) ***

	Prior Year A/V	Transfers	Current Year AVI	A/V
Secured	11,495,245			12,154,030
Unsecured				
State Assessed				
	11,495,245		658,785	12,154,030

Fund NO.	Description	Prior Year Allocation	Prior Year Factor	Adjusted Prior Year Allocation	Adjusted Prior Year Factor	Annual Tax Increment	Current Year Allocation
2002	UNI SCH GEN FILLMORE	68,102.08	.3400695331	68,102.08	.3400695331	27,995.62	96,097.70
2015	VTA COM COLLEGE GEN	11,347.04	.0566617206	11,347.04	.0566617206	4,664.58	16,011.62
2019	VTA COLLEGE CHILD CTR	58.72	.0002933158	58.72	.0002933158	24.15	82.87
4001	COUNTY GENERAL FUND	36,352.32	.1815260756	36,352.32	.1815260756	14,943.81	51,296.13
4002	E.R.A.F.	11,694.35	.0583959426	11,694.35	.0583959426	4,807.34	16,501.69
4004	E.R.A.F. 93-94 SHIFT	19,752.80	.0986360813	19,752.80	.0986360813	8,120.04	27,872.84
4005	VTA. CO. OFFICE EDUCATION	5,013.57	.0250353704	5,013.57	.0250353704	2,060.99	7,074.56
4401	* COUNTY LIBRARY	3,254.85	.0162531488	3,254.85	.0162531488	1,338.01	4,592.86
6100	* COUNTY FLOOD ZN ADM	511.39	.0025535733	511.39	.0025535733	210.22	721.61
6120	* COUNTY FLOOD ZN #2	5,039.48	.0251647745	5,039.48	.0251647745	2,071.65	7,111.13
7120	FILL-PIRU MEM	1,566.93	.0078246316	1,566.93	.0078246316	644.15	2,211.08
7155	BARSDALE CEMETERY	557.16	.0027821871	557.16	.0027821871	229.04	786.20
7770	UNITED WTR CONS DIST	1,284.50	.0064141275	1,284.50	.0064141275	528.03	1,812.53
8010	CITY FILLMORE	35,724.16	.1783895178	35,724.16	.1783895178	14,685.60	50,409.76
TRA 01014	Totals:	200,259.35	1.0000000000	200,259.35	1.0000000000	82,323.23	282,582.58

*** Gross Assessed Valuation Information(Assessed valuations Minus Local Exemptions) ***

	Prior Year A/V	Transfers	Current Year AVI	A/V
Secured	20,001,445			28,233,768
Unsecured				
State Assessed				
	20,001,445		8,232,323	28,233,768

Fund NO.	Description	Prior Year Allocation	Prior Year Factor	Adjusted Prior Year Allocation	Adjusted Prior Year Factor	Annual Tax Increment	Current Year Allocation
2002	UNI SCH GEN FILLMORE	4,154.11	.3400715737	4,154.11	.3400715737	81.77	4,235.88
2015	VTA COM COLLEGE GEN	692.16	.0566624754	692.16	.0566624754	13.62	705.78
2019	VTA COLLEGE CHILD CTR	3.60	.0002933875	3.60	.0002933875	.07	3.67
4001	COUNTY GENERAL FUND	2,217.40	.1815273285	2,217.40	.1815273285	43.66	2,261.06
4002	E.R.A.F.	713.37	.0583997238	713.37	.0583997238	14.04	727.41
4004	E.R.A.F. 93-94 SHIFT	1,204.90	.0986362317	1,204.90	.0986362317	23.72	1,228.62
4005	VTA. CO. OFFICE EDUCATION	305.82	.0250346584	305.82	.0250346584	6.02	311.84
4401	* COUNTY LIBRARY	198.51	.0162523777	198.51	.0162523777	3.91	202.42
6100	* COUNTY FLOOD ZN ADM	31.18	.0025534384	31.18	.0025534384	.61	31.79
6120	* COUNTY FLOOD ZN #2	307.43	.0251668440	307.43	.0251668440	6.05	313.48
7120	FILL-PIRU MEM	95.57	.0078247413	95.57	.0078247413	1.88	97.45
7155	BARDSDALE CEMETERY	33.94	.0027791211	33.94	.0027791211	.67	34.61
7770	UNITED WTR CONS DIST	78.35	.0064126124	78.35	.0064126124	1.54	79.89
8010	CITY FILLMORE	2,179.04	.1783854861	2,179.04	.1783854861	42.89	2,221.93
TRA 01015	Totals:	12,215.38	1.0000000000	12,215.38	1.0000000000	240.45	12,455.83

*** Gross Assessed Valuation Information(Assessed valuations Minus Local Exemptions) ***

	Prior Year A/V	Transfers	Current Year AVI	A/V
Secured	1,202,340			1,226,385
Unsecured				
State Assessed				
	1,202,340		24,045	1,226,385

Fund NO.	Description	Prior Year Allocation	Prior Year Factor	Adjusted Prior Year Allocation	Adjusted Prior Year Factor	Annual Tax Increment	Current Year Allocation
2002	UNI SCH GEN FILLMORE	174,441.31	.3270906030	174,441.31	.3270906030	7,713.91	182,155.22
2015	VTA COM COLLEGE GEN	29,065.53	.0545000635	29,065.53	.0545000635	1,285.30	30,350.83
2019	VTA COLLEGE CHILD CTR	150.24	.0002816890	150.24	.0002816890	6.64	156.88
4001	COUNTY GENERAL FUND	107,522.08	.2016120323	107,522.08	.2016120323	4,754.71	112,276.79
4002	E.R.A.F.	26,229.50	.0491822650	26,229.50	.0491822650	1,159.88	27,389.38
4004	E.R.A.F. 93-94 SHIFT	67,747.35	.1270313984	67,747.35	.1270313984	2,995.83	70,743.18
4005	VTA. CO. OFFICE EDUCATION	12,842.96	.0240815067	12,842.96	.0240815067	567.92	13,410.88
4401	* COUNTY LIBRARY	8,335.22	.0156292036	8,335.22	.0156292036	368.59	8,703.81
6100	* COUNTY FLOOD ZN ADM	1,310.07	.0024565005	1,310.07	.0024565005	57.93	1,368.00
6120	* COUNTY FLOOD ZN #2	12,910.05	.0242073369	12,910.05	.0242073369	570.89	13,480.94
7120	FILL-PIRU MEM	4,007.97	.0075152449	4,007.97	.0075152449	177.23	4,185.20
7155	BARSDALE CEMETERY	1,426.19	.0026742311	1,426.19	.0026742311	63.07	1,489.26
7770	UNITED WTR CONS DIST	3,174.39	.0059522111	3,174.39	.0059522111	140.37	3,314.76
8010	CITY FILLMORE	84,148.96	.1577857140	84,148.96	.1577857140	3,721.12	87,870.08
TRA 01016	Totals:	533,311.82	1.0000000000	533,311.82	1.0000000000	23,583.39	556,895.21

*** Gross Assessed Valuation Information(Assessed valuations Minus Local Exemptions) ***

	Prior Year A/V	Transfers	Current Year AVI	A/V
Secured	52,707,254			55,064,303
Unsecured	332,442			333,732
State Assessed				
	53,039,696		2,358,339	55,398,035

Fund NO.	Description	Prior Year Allocation	Prior Year Factor	Adjusted Prior Year Allocation	Adjusted Prior Year Factor	Annual Tax Increment	Current Year Allocation
4001	COUNTY GENERAL FUND		1.0000000000		1.0000000000		
TRA 01017	Totals:		1.0000000000		1.0000000000		

No Taxable Parcels Within TRA=01017

Fund NO.	Description	Prior Year Allocation	Prior Year Factor	Adjusted Prior Year Allocation	Adjusted Prior Year Factor	Annual Tax Increment	Current Year Allocation
2002	UNI SCH GEN FILLMORE	1,558.48	.3400385734	1,558.48	.3400385734	29.51	1,587.99
2015	VTA COM COLLEGE GEN	259.69	.0566596621	259.69	.0566596621	4.92	264.61
2019	VTA COLLEGE CHILD CTR	1.36	.0002964967	1.36	.0002964967	.03	1.39
4001	COUNTY GENERAL FUND	832.07	.1815567517	832.07	.1815567517	15.75	847.82
4002	E.R.A.F.	220.81	.0481764012	220.81	.0481764012	4.18	224.99
4004	E.R.A.F. 93-94 SHIFT	552.25	.1204956965	552.25	.1204956965	10.46	562.71
4005	VTA. CO. OFFICE EDUCATION	114.69	.0250208699	114.69	.0250208699	2.17	116.86
4401	* COUNTY LIBRARY	74.43	.0162439909	74.43	.0162439909	1.41	75.84
6100	* COUNTY FLOOD ZN ADM	11.70	.0025504476	11.70	.0025504476	.22	11.92
6120	* COUNTY FLOOD ZN #2	115.35	.0251676790	115.35	.0251676790	2.18	117.53
7120	FILL-PIRU MEM	35.74	.0078010305	35.74	.0078010305	.68	36.42
7155	BARDSDALE CEMETERY	12.76	.0027836150	12.76	.0027836150	.24	13.00
7770	UNITED WTR CONS DIST	27.93	.0060940154	27.93	.0060940154	.53	28.46
8010	CITY FILLMORE	765.91	.1671147701	765.91	.1671147701	14.50	780.41
TRA 01018	Totals:	4,583.17	1.0000000000	4,583.17	1.0000000000	86.78	4,669.95








*** Gross Assessed Valuation Information(Assessed valuations Minus Local Exemptions) ***

	Prior Year A/V	Transfers	Current Year AVI	A/V
Secured	433,918			442,596
Unsecured				
State Assessed				
	433,918		8,678	442,596

Fund NO.	Description	Prior Year Allocation	Prior Year Factor	Adjusted Prior Year Allocation	Adjusted Prior Year Factor	Annual Tax Increment	Current Year Allocation
2002	UNI SCH GEN FILLMORE	12,590.17	.3400713169	12,590.17	.3400713169	1,792.65	14,382.82
2015	VTA COM COLLEGE GEN	2,097.79	.0566632662	2,097.79	.0566632662	298.69	2,396.48
2019	VTA COLLEGE CHILD CTR	10.88	.0002938782	10.88	.0002938782	1.55	12.43
4001	COUNTY GENERAL FUND	6,720.64	.1815305998	6,720.64	.1815305998	956.93	7,677.57
4002	E.R.A.F.	1,783.59	.0481763643	1,783.59	.0481763643	253.96	2,037.55
4004	E.R.A.F. 93-94 SHIFT	4,460.51	.1204816233	4,460.51	.1204816233	635.11	5,095.62
4005	VTA. CO. OFFICE EDUCATION	926.96	.0250376707	926.96	.0250376707	131.98	1,058.94
4401	* COUNTY LIBRARY	601.47	.0162456597	601.47	.0162456597	85.64	687.11
6100	* COUNTY FLOOD ZN ADM	94.60	.0025550554	94.60	.0025550554	13.47	108.07
6120	* COUNTY FLOOD ZN #2	931.71	.0251658914	931.71	.0251658914	132.66	1,064.37
7120	FILL-PIRU MEM	289.15	.0078102333	289.15	.0078102333	41.17	330.32
7155	BARDSDALE CEMETERY	102.90	.0027796756	102.90	.0027796756	14.65	117.55
7770	UNITED WTR CONS DIST	225.60	.0060937602	225.60	.0060937602	32.12	257.72
8010	CITY FILLMORE	6,186.21	.1670950050	6,186.21	.1670950050	880.82	7,067.03
TRA 01019	Totals:	37,022.18	1.0000000000	37,022.18	1.0000000000	5,271.40	42,293.58

*** Gross Assessed Valuation Information(Assessed valuations Minus Local Exemptions) ***








	Prior Year A/V	Transfers	Current Year AVI	A/V
Secured	3,643,059			4,170,199
Unsecured				
State Assessed				
	3,643,059		527,140	4,170,199



Fund NO.	Description	Prior Year Allocation	Prior Year Factor	Adjusted Prior Year Allocation	Adjusted Prior Year Factor	Annual Tax Increment	Current Year Allocation
2002	UNI SCH GEN FILLMORE	4,167,723.89	.3292419756	4,167,723.89	.3292019584	258,877.13	4,426,601.02
2015	VTA COM COLLEGE GEN	694,411.19	.0548570801	694,411.19	.0548504483	43,133.71	737,544.90
2019	VTA COLLEGE CHILD CTR	3,561.72	.0002813075	3,561.72	.0002813347	222.03	3,783.75
4001	COUNTY GENERAL FUND	3,187,720.73	.2515358539	3,187,720.73	.2517930494	200,250.99	3,387,971.72
4002	E.R.A.F.	324,940.68	.0257637984	324,940.68	.0256665535	18,656.86	343,597.54
4004	E.R.A.F. 93-94 SHIFT	813,852.28	.0644615613	813,852.28	.0642849122	42,791.97	856,644.25
4005	VTA. CO. OFFICE EDUCATION	306,658.24	.0242251966	306,658.24	.0242224523	19,052.96	325,711.20
4401	* COUNTY LIBRARY	205,270.27	.0162249358	205,270.27	.0162139759	12,662.17	217,932.44
6100	* COUNTY FLOOD ZN ADM	32,051.26	.0025330680	32,051.26	.0025316786	1,980.35	34,031.61
6120	* COUNTY FLOOD ZN #2	317,912.03	.0251283300	317,912.03	.0251113715	19,609.34	337,521.37
7120	FILL-PIRU MEM	98,978.92	.0078238525	98,978.92	.0078181893	6,102.92	105,081.84
7155	BARDSDALE CEMETERY	36,208.61	.0028634656	36,208.61	.0028600612	2,219.05	38,427.66
7770	UNITED WTR CONS DIST	83,460.39	.0066042287	83,460.39	.0065924050	5,103.90	88,564.29
8010	CITY FILLMORE	2,387,332.10	.1884553460	2,387,332.10	.1885716097	152,861.10	2,540,193.20
Prime = 01 Totals:		12,660,082.31	1.0000000000	12,660,082.31	1.0000000000	783,524.48	13,443,606.79

*** Gross Assessed Valuation Information(Assessed valuations Minus Local Exemptions) ***

	Prior Year A/V	Transfers	Current Year AVI	A/V
Secured	1,243,691,296			1,320,626,025
Unsecured	24,227,654			25,645,373
State Assessed				
	1,267,918,950		78,352,448	1,346,271,398



Fund NO.	Description	Prior Year Allocation	Prior Year Factor	Adjusted Prior Year Allocation	Adjusted Prior Year Factor	Annual Tax Increment	Current Year Allocation
2004	UNIFIED SCH GEN OJAI	3,124,652.18	.2885955629	3,124,652.18	.2885955629	185,712.78	3,310,364.96
2015	VTA COM COLLEGE GEN	475,026.42	.0438738502	475,026.42	.0438738502	28,233.06	503,259.48
2019	VTA COLLEGE CHILD CTR	2,455.65	.0002268029	2,455.65	.0002268029	145.95	2,601.60
4001	COUNTY GENERAL FUND	1,647,855.73	.1523369260	1,647,855.73	.1523369260	98,029.61	1,745,885.34
4002	E.R.A.F.	653,514.79	.0601673917	653,514.79	.0601673917	38,718.04	692,232.83
4004	E.R.A.F. 93-94 SHIFT	1,108,167.24	.1023512806	1,108,167.24	.1023512806	65,863.59	1,174,030.83
4005	VTA. CO. OFFICE EDUCATION	209,881.18	.0193848025	209,881.18	.0193848025	12,474.22	222,355.40
4401	* COUNTY LIBRARY	126,474.84	.0116816228	126,474.84	.0116816228	7,517.19	133,992.03
6001	* FIRE PROTECTION DIST	1,356,371.84	.1252756700	1,356,371.84	.1252756700	80,615.56	1,436,987.40
6100	* COUNTY FLOOD ZN ADM	19,839.96	.0018324356	19,839.96	.0018324356	1,179.18	21,019.14
6110	* COUNTY FLOOD ZN #1	198,316.80	.0183167095	198,316.80	.0183167095	11,786.90	210,103.70
7059	OJAI VALLEY SAN DIST	320,754.91	.0296445896	320,754.91	.0296445896	19,076.45	339,831.36
8020	CITY OJAI	1,384,828.06	.1279306599	1,384,828.06	.1279306599	82,324.06	1,467,152.12
8604	CASITAS MUN WTR	198,957.57	.0183816958	198,957.57	.0183816958	11,828.72	210,786.29
TRA 02000	Totals:	10,827,097.17	1.0000000000	10,827,097.17	1.0000000000	643,505.31	11,470,602.48

*** Gross Assessed Valuation Information(Assessed valuations Minus Local Exemptions) ***

	Prior Year A/V	Transfers	Current Year AVI	A/V
Secured	1,047,789,843		1,113,088,724	
Unsecured	15,265,600		14,317,250	
State Assessed				
	1,063,055,443		64,350,531	1,127,405,974

Fund NO.	Description	Prior Year Allocation	Prior Year Factor	Adjusted Prior Year Allocation	Adjusted Prior Year Factor	Annual Tax Increment	Current Year Allocation
2004	UNIFIED SCH GEN OJAI	6,668.46	.2878488663	6,668.46	.2878488663	96.94	6,765.40
2015	VTA COM COLLEGE GEN	1,013.76	.0437589012	1,013.76	.0437589012	14.74	1,028.50
2019	VTA COLLEGE CHILD CTR	5.19	.0002243349	5.19	.0002243349	.08	5.27
4001	COUNTY GENERAL FUND	3,474.54	.1491029612	3,474.54	.1491029612	50.21	3,524.75
4002	E.R.A.F.	1,372.91	.0605068560	1,372.91	.0605068560	20.38	1,393.29
4004	E.R.A.F. 93-94 SHIFT	2,426.56	.1047444910	2,426.56	.1047444910	35.28	2,461.84
4005	VTA. CO. OFFICE EDUCATION	447.66	.0193233800	447.66	.0193233800	6.51	454.17
4401	* COUNTY LIBRARY	270.06	.0116560326	270.06	.0116560326	3.93	273.99
6001	* FIRE PROTECTION DIST	2,905.05	.1253988195	2,905.05	.1253988195	42.23	2,947.28
6100	* COUNTY FLOOD ZN ADM	42.39	.0018286700	42.39	.0018286700	.62	43.01
6110	* COUNTY FLOOD ZN #1	423.27	.0182718325	423.27	.0182718325	6.15	429.42
7059	OJAI VALLEY SAN DIST	689.52	.0296420819	689.52	.0296420819	9.98	699.50
7765	OJAI WATER CONS DIST	40.94	.0017321755	40.94	.0017321755	.58	41.52
8020	CITY OJAI	2,960.43	.1276229242	2,960.43	.1276229242	42.98	3,003.41
8604	CASITAS MUN WTR	425.66	.0183376732	425.66	.0183376732	6.18	431.84
TRA 02001	Totals:	23,166.40	1.0000000000	23,166.40	1.0000000000	336.79	23,503.19

*** Gross Assessed Valuation Information(Assessed valuations Minus Local Exemptions) ***

	Prior Year A/V	Transfers	Current Year AVI	A/V
Secured	2,245,112			2,278,791
Unsecured				
State Assessed				
	2,245,112		33,679	2,278,791

Fund NO.	Description	Prior Year Allocation	Prior Year Factor	Adjusted Prior Year Allocation	Adjusted Prior Year Factor	Annual Tax Increment	Current Year Allocation
2004	UNIFIED SCH GEN OJAI	230,409.96	.2866407103	230,409.96	.2866407103	7,307.19	237,717.15
2015	VTA COM COLLEGE GEN	35,028.17	.0435766796	35,028.17	.0435766796	1,110.88	36,139.05
2019	VTA COLLEGE CHILD CTR	181.00	.0002251632	181.00	.0002251632	5.74	186.74
4001	COUNTY GENERAL FUND	122,030.02	.1518110534	122,030.02	.1518110534	3,870.03	125,900.05
4002	E.R.A.F.	49,776.52	.0619242986	49,776.52	.0619242986	1,578.61	51,355.13
4004	E.R.A.F. 93-94 SHIFT	82,157.63	.1022079194	82,157.63	.1022079194	2,605.54	84,763.17
4005	VTA. CO. OFFICE EDUCATION	14,532.77	.0180794577	14,532.77	.0180794577	460.89	14,993.66
4401	* COUNTY LIBRARY	9,331.45	.0116087612	9,331.45	.0116087612	295.94	9,627.39
6001	* FIRE PROTECTION DIST	100,586.25	.1251339871	100,586.25	.1251339871	3,189.98	103,776.23
6100	* COUNTY FLOOD ZN ADM	1,463.58	.0018207610	1,463.58	.0018207610	46.42	1,510.00
6110	* COUNTY FLOOD ZN #1	14,630.05	.0182004642	14,630.05	.0182004642	463.98	15,094.03
7059	OJAI VALLEY SAN DIST	23,823.17	.0296371234	23,823.17	.0296371234	755.52	24,578.69
7380	VTA RIV WTR DIST	3,025.07	.0037633241	3,025.07	.0037633241	95.94	3,121.01
8020	CITY OJAI	102,172.80	.1271077224	102,172.80	.1271077224	3,240.30	105,413.10
8604	CASITAS MUN WTR	14,679.98	.0182625744	14,679.98	.0182625744	465.56	15,145.54
TRA 02002	Totals:	803,828.42	1.0000000000	803,828.42	1.0000000000	25,492.52	829,320.94

*** Gross Assessed Valuation Information(Assessed valuations Minus Local Exemptions) ***

	Prior Year A/V	Transfers	Current Year AVI	A/V
Secured	76,649,714		79,265,186	
Unsecured	1,743,870		1,677,650	
State Assessed				
	78,393,584		2,549,252	80,942,836

Fund NO.	Description	Prior Year Allocation	Prior Year Factor	Adjusted Prior Year Allocation	Adjusted Prior Year Factor	Annual Tax Increment	Current Year Allocation
2004	UNIFIED SCH GEN OJAI		.2878838451		.2878838451		
2015	VTA COM COLLEGE GEN		.0437249666		.0437249666		
2019	VTA COLLEGE CHILD CTR		.0002503338		.0002503338		
4001	COUNTY GENERAL FUND		.1517022698		.1517022698		
4002	E.R.A.F.		.0604973298		.0604973298		
4004	E.R.A.F. 93-94 SHIFT		.1023865154		.1023865154		
4005	VTA. CO. OFFICE EDUCATION		.0192757009		.0192757009		
4401	* COUNTY LIBRARY		.0116822430		.0116822430		
6001	* FIRE PROTECTION DIST		.1251668892		.1251668892		
6100	* COUNTY FLOOD ZN ADM		.0018357810		.0018357810		
6110	* COUNTY FLOOD ZN #1		.0182743658		.0182743658		
7059	OJAI VALLEY SAN DIST		.0296228304		.0296228304		
7765	OJAI WATER CONS DIST		.0017523364		.0017523364		
8020	CITY OJAI		.1275867824		.1275867824		
8604	CASITAS MUN WTR		.0183578104		.0183578104		
TRA 02003 Totals:			1.0000000000		1.0000000000		

Fund NO.	Description	Prior Year Allocation	Prior Year Factor	Adjusted Prior Year Allocation	Adjusted Prior Year Factor	Annual Tax Increment	Current Year Allocation
2004	UNIFIED SCH GEN OJAI	542,428.63	.2885954551	542,428.63	.2885954551	24,578.20	567,006.83
2015	VTA COM COLLEGE GEN	82,462.94	.0438738497	82,462.94	.0438738497	3,736.51	86,199.45
2019	VTA COLLEGE CHILD CTR	426.26	.0002267893	426.26	.0002267893	19.31	445.57
4001	COUNTY GENERAL FUND	396,476.87	.2364833752	396,476.87	.2364833752	20,140.09	416,616.96
4002	E.R.A.F.	33,709.36		33,709.36			33,709.36
4004	E.R.A.F. 93-94 SHIFT	58,801.29		58,801.29			58,801.29
4005	VTA. CO. OFFICE EDUCATION	36,434.26	.0193846140	36,434.26	.0193846140	1,650.89	38,085.15
4401	* COUNTY LIBRARY	25,067.02	.0140532415	25,067.02	.0140532415	1,196.84	26,263.86
6001	* FIRE PROTECTION DIST	229,188.95	.1205381617	229,188.95	.1205381617	10,265.62	239,454.57
6100	* COUNTY FLOOD ZN ADM	3,838.72	.0021333325	3,838.72	.0021333325	181.69	4,020.41
6110	* COUNTY FLOOD ZN #1	38,880.64	.0217128507	38,880.64	.0217128507	1,849.17	40,729.81
7059	OJAI VALLEY SAN DIST	79,180.18	.0474946274	79,180.18	.0474946274	4,044.87	83,225.05
8020	CITY OJAI	302,810.05	.1754622162	302,810.05	.1754622162	14,943.22	317,753.27
8604	CASITAS MUN WTR	49,841.57	.0300414867	49,841.57	.0300414867	2,558.48	52,400.05
TRA 02004	Totals:	1,879,546.74	1.0000000000	1,879,546.74	1.0000000000	85,164.89	1,964,711.63

*** Gross Assessed Valuation Information(Assessed valuations Minus Local Exemptions) ***

	Prior Year A/V	Transfers	Current Year AVI	A/V
Secured	180,302,557		188,880,556	
Unsecured	3,927,120		3,865,610	
State Assessed	103,125		103,125	
	184,332,802		8,516,489	192,849,291

Fund NO.	Description	Prior Year Allocation	Prior Year Factor	Adjusted Prior Year Allocation	Adjusted Prior Year Factor	Annual Tax Increment	Current Year Allocation
2004	UNIFIED SCH GEN OJAI	23,258.62	.3528785004	23,258.62	.3528785004	816.45	24,075.07
2015	VTA COM COLLEGE GEN	3,535.74	.0536443717	3,535.74	.0536443717	124.12	3,659.86
2019	VTA COLLEGE CHILD CTR	18.11	.0002747175	18.11	.0002747175	.64	18.75
4001	COUNTY GENERAL FUND	10,478.98	.1589626214	10,478.98	.1589626214	367.80	10,846.78
4002	E.R.A.F.	3,826.02	.0580822594	3,826.02	.0580822594	134.38	3,960.40
4004	E.R.A.F. 93-94 SHIFT	5,482.73	.0831841091	5,482.73	.0831841091	192.46	5,675.19
4005	VTA. CO. OFFICE EDUCATION	1,548.47	.0234934478	1,548.47	.0234934478	54.36	1,602.83
4401	* COUNTY LIBRARY	930.65	.0141198623	930.65	.0141198623	32.67	963.32
6001	* FIRE PROTECTION DIST	9,563.25	.1450933994	9,563.25	.1450933994	335.70	9,898.95
6100	* COUNTY FLOOD ZN ADM	146.17	.0022177500	146.17	.0022177500	5.13	151.30
6110	* COUNTY FLOOD ZN #1	1,460.31	.0221556759	1,460.31	.0221556759	51.26	1,511.57
7059	OJAI VALLEY SAN DIST	1,952.54	.0296190178	1,952.54	.0296190178	68.53	2,021.07
7765	OJAI WATER CONS DIST	127.39	.0019316054	127.39	.0019316054	4.47	131.86
8020	CITY OJAI	2,116.38	.0321059249	2,116.38	.0321059249	74.28	2,190.66
8604	CASITAS MUN WTR	1,465.74	.0222367370	1,465.74	.0222367370	51.45	1,517.19
TRA 02005	Totals:	65,911.10	1.0000000000	65,911.10	1.0000000000	2,313.70	68,224.80

*** Gross Assessed Valuation Information(Assessed valuations Minus Local Exemptions) ***

	Prior Year A/V	Transfers	Current Year AVI	A/V
Secured	6,497,868			6,738,638
Unsecured	86,000			76,600
State Assessed				
	6,583,868		231,370	6,815,238

Fund NO.	Description	Prior Year Allocation	Prior Year Factor	Adjusted Prior Year Allocation	Adjusted Prior Year Factor	Annual Tax Increment	Current Year Allocation
2004	UNIFIED SCH GEN OJAI	43,822.43	.3539697832	43,822.43	.3539697832	5,669.25	49,491.68
2015	VTA COM COLLEGE GEN	6,662.10	.0538121082	6,662.10	.0538121082	861.87	7,523.97
2019	VTA COLLEGE CHILD CTR	34.39	.0002779302	34.39	.0002779302	4.45	38.84
4001	COUNTY GENERAL FUND	19,865.96	.1605862517	19,865.96	.1605862517	2,571.98	22,437.94
4002	E.R.A.F.	7,154.32	.0576023948	7,154.32	.0576023948	922.57	8,076.89
4004	E.R.A.F. 93-94 SHIFT	10,275.44	.0829985902	10,275.44	.0829985902	1,329.32	11,604.76
4005	VTA. CO. OFFICE EDUCATION	2,763.02	.0223180172	2,763.02	.0223180172	357.45	3,120.47
4401	* COUNTY LIBRARY	1,753.49	.0141639702	1,753.49	.0141639702	226.85	1,980.34
6001	* FIRE PROTECTION DIST	18,037.32	.1456941271	18,037.32	.1456941271	2,333.47	20,370.79
6100	* COUNTY FLOOD ZN ADM	275.34	.0022239590	275.34	.0022239590	35.62	310.96
6110	* COUNTY FLOOD ZN #1	2,751.61	.0222256519	2,751.61	.0222256519	355.97	3,107.58
7059	OJAI VALLEY SAN DIST	3,662.85	.0296158452	3,662.85	.0296158452	474.33	4,137.18
8020	CITY OJAI	3,984.38	.0322065106	3,984.38	.0322065106	515.83	4,500.21
8604	CASITAS MUN WTR	2,760.05	.0223048605	2,760.05	.0223048605	357.24	3,117.29
TRA 02006	Totals:	123,802.70	1.0000000000	123,802.70	1.0000000000	16,016.20	139,818.90

*** Gross Assessed Valuation Information(Assessed valuations Minus Local Exemptions) ***

	Prior Year A/V	Transfers	Current Year AVI	A/V
Secured	12,403,289			14,004,909
Unsecured				
State Assessed				
	12,403,289		1,601,620	14,004,909

Fund NO.	Description	Prior Year Allocation	Prior Year Factor	Adjusted Prior Year Allocation	Adjusted Prior Year Factor	Annual Tax Increment	Current Year Allocation
2004	UNIFIED SCH GEN OJAI	1,502.30	.3176386277	1,502.30	.3176386277	24.51	1,526.81
2015	VTA COM COLLEGE GEN	228.36	.0482846485	228.36	.0482846485	3.73	232.09
2019	VTA COLLEGE CHILD CTR	1.11	.0002450064	1.11	.0002450064	.02	1.13
4001	COUNTY GENERAL FUND	735.39	.1554932874	735.39	.1554932874	11.99	747.38
4002	E.R.A.F.	279.15	.0590037775	279.15	.0590037775	4.55	283.70
4004	E.R.A.F. 93-94 SHIFT	444.71	.0940285330	444.71	.0940285330	7.26	451.97
4005	VTA. CO. OFFICE EDUCATION	100.21	.0211960229	100.21	.0211960229	1.64	101.85
4401	* COUNTY LIBRARY	60.52	.0127915203	60.52	.0127915203	.99	61.51
6001	* FIRE PROTECTION DIST	635.29	.1343244799	635.29	.1343244799	10.36	645.65
6100	* COUNTY FLOOD ZN ADM	9.44	.0019962126	9.44	.0019962126	.15	9.59
6110	* COUNTY FLOOD ZN #1	94.91	.0200678648	94.91	.0200678648	1.55	96.46
7059	OJAI VALLEY SAN DIST	140.09	.0296259745	140.09	.0296259745	2.29	142.38
8020	CITY OJAI	402.76	.0851624832	402.76	.0851624832	6.57	409.33
8604	CASITAS MUN WTR	95.25	.0201415613	95.25	.0201415613	1.55	96.80
TRA 02007	Totals:	4,729.49	1.0000000000	4,729.49	1.0000000000	77.16	4,806.65

*** Gross Assessed Valuation Information(Assessed valuations Minus Local Exemptions) ***

	Prior Year A/V	Transfers	Current Year AVI	A/V
Secured	385,877			393,593
Unsecured				
State Assessed				
	385,877		7,716	393,593

Fund NO.	Description	Prior Year Allocation	Prior Year Factor	Adjusted Prior Year Allocation	Adjusted Prior Year Factor	Annual Tax Increment	Current Year Allocation
2004	UNIFIED SCH GEN OJAI	70,885.74	.3527910637	70,885.74	.3527910637	4,139.99	75,025.73
2015	VTA COM COLLEGE GEN	10,776.24	.0536322955	10,776.24	.0536322955	629.37	11,405.61
2019	VTA COLLEGE CHILD CTR	55.63	.0002768423	55.63	.0002768423	3.25	58.88
4001	COUNTY GENERAL FUND	31,796.36	.1582473066	31,796.36	.1582473066	1,857.02	33,653.38
4002	E.R.A.F.	11,673.31	.0580969211	11,673.31	.0580969211	681.76	12,355.07
4004	E.R.A.F. 93-94 SHIFT	16,614.85	.0826903162	16,614.85	.0826903162	970.37	17,585.22
4005	VTA. CO. OFFICE EDUCATION	4,970.98	.0247400596	4,970.98	.0247400596	290.32	5,261.30
4401	* COUNTY LIBRARY	2,836.05	.0141147201	2,836.05	.0141147201	165.64	3,001.69
6001	* FIRE PROTECTION DIST	29,152.23	.1450875665	29,152.23	.1450875665	1,702.60	30,854.83
6100	* COUNTY FLOOD ZN ADM	445.21	.0022156542	445.21	.0022156542	26.00	471.21
6110	* COUNTY FLOOD ZN #1	4,449.97	.0221470390	4,449.97	.0221470390	259.89	4,709.86
7059	OJAI VALLEY SAN DIST	5,950.29	.0296139951	5,950.29	.0296139951	347.52	6,297.81
7765	OJAI WATER CONS DIST	387.26	.0019273627	387.26	.0019273627	22.62	409.88
8020	CITY OJAI	6,469.47	.0321979709	6,469.47	.0321979709	377.84	6,847.31
8604	CASITAS MUN WTR	4,464.81	.0222208865	4,464.81	.0222208865	260.76	4,725.57
TRA 02008	Totals:	200,928.40	1.0000000000	200,928.40	1.0000000000	11,734.95	212,663.35

*** Gross Assessed Valuation Information(Assessed valuations Minus Local Exemptions) ***

	Prior Year A/V	Transfers	Current Year AVI	A/V
Secured	20,029,284		21,191,679	
Unsecured	13,600		24,700	
State Assessed				
	20,042,884		1,173,495	21,216,379

Fund NO.	Description	Prior Year Allocation	Prior Year Factor	Adjusted Prior Year Allocation	Adjusted Prior Year Factor	Annual Tax Increment	Current Year Allocation
2004	UNIFIED SCH GEN OJAI	46,486.42	.3527390455	46,486.42	.3527390455	1,057.88	47,544.30
2015	VTA COM COLLEGE GEN	7,067.04	.0536248776	7,067.04	.0536248776	160.82	7,227.86
2019	VTA COLLEGE CHILD CTR	36.41	.0002762580	36.41	.0002762580	.83	37.24
4001	COUNTY GENERAL FUND	21,090.06	.1601410233	21,090.06	.1601410233	480.27	21,570.33
4002	E.R.A.F.	7,686.92	.0581586569	7,686.92	.0581586569	174.42	7,861.34
4004	E.R.A.F. 93-94 SHIFT	10,957.32	.0831441421	10,957.32	.0831441421	249.35	11,206.67
4005	VTA. CO. OFFICE EDUCATION	2,930.85	.0222394349	2,930.85	.0222394349	66.70	2,997.55
4401	* COUNTY LIBRARY	1,860.56	.0141181557	1,860.56	.0141181557	42.34	1,902.90
6001	* FIRE PROTECTION DIST	19,149.09	.1453034041	19,149.09	.1453034041	435.77	19,584.86
6100	* COUNTY FLOOD ZN ADM	292.02	.0022158696	292.02	.0022158696	6.65	298.67
6110	* COUNTY FLOOD ZN #1	2,919.51	.0221533622	2,919.51	.0221533622	66.44	2,985.95
7059	OJAI VALLEY SAN DIST	3,900.58	.0296229584	3,900.58	.0296229584	88.84	3,989.42
7765	OJAI WATER CONS DIST	253.94	.0019320684	253.94	.0019320684	5.79	259.73
8020	CITY OJAI	4,227.73	.0320997457	4,227.73	.0320997457	96.27	4,324.00
8604	CASITAS MUN WTR	2,928.52	.0222309976	2,928.52	.0222309976	66.67	2,995.19
TRA 02009	Totals:	131,786.97	1.0000000000	131,786.97	1.0000000000	2,999.04	134,786.01

*** Gross Assessed Valuation Information(Assessed valuations Minus Local Exemptions) ***

	Prior Year A/V	Transfers	Current Year AVI	A/V
Secured	13,136,332			13,436,236
Unsecured				
State Assessed				
	13,136,332		299,904	13,436,236

Fund NO.	Description	Prior Year Allocation	Prior Year Factor	Adjusted Prior Year Allocation	Adjusted Prior Year Factor	Annual Tax Increment	Current Year Allocation
2004	UNIFIED SCH GEN OJAI	89,282.39	.3528790944	89,282.39	.3528790944	2,995.17	92,277.56
2015	VTA COM COLLEGE GEN	13,573.35	.0536470867	13,573.35	.0536470867	455.35	14,028.70
2019	VTA COLLEGE CHILD CTR	70.04	.0002768835	70.04	.0002768835	2.35	72.39
4001	COUNTY GENERAL FUND	40,236.50	.1590659335	40,236.50	.1590659335	1,350.13	41,586.63
4002	E.R.A.F.	14,708.96	.0580812289	14,708.96	.0580812289	492.98	15,201.94
4004	E.R.A.F. 93-94 SHIFT	20,993.78	.0829756156	20,993.78	.0829756156	704.28	21,698.06
4005	VTA. CO. OFFICE EDUCATION	5,946.35	.0235022293	5,946.35	.0235022293	199.48	6,145.83
4401	* COUNTY LIBRARY	3,572.81	.0141210547	3,572.81	.0141210547	119.86	3,692.67
6001	* FIRE PROTECTION DIST	36,733.37	.1451846673	36,733.37	.1451846673	1,232.30	37,965.67
6100	* COUNTY FLOOD ZN ADM	560.77	.0022163799	560.77	.0022163799	18.81	579.58
6110	* COUNTY FLOOD ZN #1	5,605.99	.0221569625	5,605.99	.0221569625	188.06	5,794.05
7059	OJAI VALLEY SAN DIST	7,492.38	.0296210641	7,492.38	.0296210641	251.42	7,743.80
7765	OJAI WATER CONS DIST	488.29	.0019317205	488.29	.0019317205	16.40	504.69
8020	CITY OJAI	8,121.23	.0321047198	8,121.23	.0321047198	272.50	8,393.73
8604	CASITAS MUN WTR	5,625.04	.0222353593	5,625.04	.0222353593	188.73	5,813.77
TRA 02010	Totals:	253,011.25	1.0000000000	253,011.25	1.0000000000	8,487.82	261,499.07

*** Gross Assessed Valuation Information(Assessed valuations Minus Local Exemptions) ***

	Prior Year A/V	Transfers	Current Year AVI	A/V
Secured	25,291,888			26,140,670
Unsecured				
State Assessed				
	25,291,888		848,782	26,140,670

Fund NO.	Description	Prior Year Allocation	Prior Year Factor	Adjusted Prior Year Allocation	Adjusted Prior Year Factor	Annual Tax Increment	Current Year Allocation
2004	UNIFIED SCH GEN OJAI	98,895.94	.3539696454	98,895.94	.3539696454	2,116.29	101,012.23
2015	VTA COM COLLEGE GEN	15,034.55	.0538119284	15,034.55	.0538119284	321.73	15,356.28
2019	VTA COLLEGE CHILD CTR	77.45	.0002772056	77.45	.0002772056	1.66	79.11
4001	COUNTY GENERAL FUND	44,580.42	.1596217316	44,580.42	.1596217316	954.34	45,534.76
4002	E.R.A.F.	16,098.70	.0575306564	16,098.70	.0575306564	343.96	16,442.66
4004	E.R.A.F. 93-94 SHIFT	23,197.68	.0830294408	23,197.68	.0830294408	496.41	23,694.09
4005	VTA. CO. OFFICE EDUCATION	6,585.69	.0235715561	6,585.69	.0235715561	140.93	6,726.62
4401	* COUNTY LIBRARY	3,956.19	.0141602199	3,956.19	.0141602199	84.66	4,040.85
6001	* FIRE PROTECTION DIST	40,641.43	.1454643067	40,641.43	.1454643067	869.69	41,511.12
6100	* COUNTY FLOOD ZN ADM	621.14	.0022231914	621.14	.0022231914	13.29	634.43
6110	* COUNTY FLOOD ZN #1	6,208.17	.0222203869	6,208.17	.0222203869	132.85	6,341.02
7059	OJAI VALLEY SAN DIST	8,272.24	.0296225714	8,272.24	.0296225714	177.11	8,449.35
8020	CITY OJAI	8,992.64	.0321978427	8,992.64	.0321978427	192.50	9,185.14
8604	CASITAS MUN WTR	6,228.76	.0222993167	6,228.76	.0222993167	133.32	6,362.08
TRA 02011	Totals:	279,391.00	1.0000000000	279,391.00	1.0000000000	5,978.74	285,369.74

*** Gross Assessed Valuation Information(Assessed valuations Minus Local Exemptions) ***

	Prior Year A/V	Transfers	Current Year AVI	A/V
Secured	27,951,358			28,549,232
Unsecured				
State Assessed				
	27,951,358		597,874	28,549,232

Fund NO.	Description	Prior Year Allocation	Prior Year Factor	Adjusted Prior Year Allocation	Adjusted Prior Year Factor	Annual Tax Increment	Current Year Allocation
2004	UNIFIED SCH GEN OJAI	2,698.77	.3538943287	2,698.77	.3538943287	53.88	2,752.65
2015	VTA COM COLLEGE GEN	410.27	.0537998906	410.27	.0537998906	8.19	418.46
2019	VTA COLLEGE CHILD CTR	1.51	.0001988170	1.51	.0001988170	.03	1.54
4001	COUNTY GENERAL FUND	1,216.53	.1595177968	1,216.53	.1595177968	24.27	1,240.80
4002	E.R.A.F.	438.61	.0575212539	438.61	.0575212539	8.76	447.37
4004	E.R.A.F. 93-94 SHIFT	636.37	.0834496294	636.37	.0834496294	12.71	649.08
4005	VTA. CO. OFFICE EDUCATION	178.88	.0234564661	178.88	.0234564661	3.57	182.45
4401	* COUNTY LIBRARY	108.00	.0141640968	108.00	.0141640968	2.16	110.16
6001	* FIRE PROTECTION DIST	1,107.46	.1452205388	1,107.46	.1452205388	22.11	1,129.57
6100	* COUNTY FLOOD ZN ADM	16.89	.0022161452	16.89	.0022161452	.34	17.23
6110	* COUNTY FLOOD ZN #1	169.17	.0221865409	169.17	.0221865409	3.38	172.55
7059	OJAI VALLEY SAN DIST	225.79	.0296043554	225.79	.0296043554	4.51	230.30
8020	CITY OJAI	247.98	.0325166970	247.98	.0325166970	4.95	252.93
8604	CASITAS MUN WTR	169.70	.0222534434	169.70	.0222534434	3.39	173.09
TRA 02012	Totals:	7,625.93	1.0000000000	7,625.93	1.0000000000	152.25	7,778.18

*** Gross Assessed Valuation Information(Assessed valuations Minus Local Exemptions) ***

	Prior Year A/V	Transfers	Current Year AVI	A/V
Secured	761,330			776,555
Unsecured				
State Assessed				
	761,330		15,225	776,555

Fund NO.	Description	Prior Year Allocation	Prior Year Factor	Adjusted Prior Year Allocation	Adjusted Prior Year Factor	Annual Tax Increment	Current Year Allocation
2004	UNIFIED SCH GEN OJAI	4,425.80	.3539683494	4,425.80	.3539683494	88.97	4,514.77
2015	VTA COM COLLEGE GEN	672.83	.0538103815	672.83	.0538103815	13.52	686.35
2019	VTA COLLEGE CHILD CTR	3.44	.0002754149	3.44	.0002754149	.07	3.51
4001	COUNTY GENERAL FUND	1,994.06	.1594814632	1,994.06	.1594814632	40.09	2,034.15
4002	E.R.A.F.	719.22	.0575277920	719.22	.0575277920	14.46	733.68
4004	E.R.A.F. 93-94 SHIFT	1,042.05	.0833431275	1,042.05	.0833431275	20.95	1,063.00
4005	VTA. CO. OFFICE EDUCATION	294.72	.0235709485	294.72	.0235709485	5.92	300.64
4401	* COUNTY LIBRARY	177.02	.0141592670	177.02	.0141592670	3.56	180.58
6001	* FIRE PROTECTION DIST	1,816.96	.1453187291	1,816.96	.1453187291	36.52	1,853.48
6100	* COUNTY FLOOD ZN ADM	27.85	.0022265050	27.85	.0022265050	.56	28.41
6110	* COUNTY FLOOD ZN #1	277.84	.0222220949	277.84	.0222220949	5.59	283.43
7059	OJAI VALLEY SAN DIST	370.33	.0296175280	370.33	.0296175280	7.44	377.77
8020	CITY OJAI	402.35	.0321804167	402.35	.0321804167	8.09	410.44
8604	CASITAS MUN WTR	278.84	.0222979823	278.84	.0222979823	5.60	284.44
TRA 02013	Totals:	12,503.31	1.0000000000	12,503.31	1.0000000000	251.34	12,754.65

*** Gross Assessed Valuation Information(Assessed valuations Minus Local Exemptions) ***

	Prior Year A/V	Transfers	Current Year AVI	A/V
Secured	1,256,765			1,281,899
Unsecured				
State Assessed				
	1,256,765		25,134	1,281,899

Fund NO.	Description	Prior Year Allocation	Prior Year Factor	Adjusted Prior Year Allocation	Adjusted Prior Year Factor	Annual Tax Increment	Current Year Allocation
2004	UNIFIED SCH GEN OJAI	927.42	.3539692962	927.42	.3539692962	20.04	947.46
2015	VTA COM COLLEGE GEN	141.01	.0538122825	141.01	.0538122825	3.05	144.06
2019	VTA COLLEGE CHILD CTR	.72	.0002780175	.72	.0002780175	.02	.74
4001	COUNTY GENERAL FUND	422.08	.1592270798	422.08	.1592270798	9.00	431.08
4002	E.R.A.F.	143.34	.0575239312	143.34	.0575239312	3.26	146.60
4004	E.R.A.F. 93-94 SHIFT	219.35	.0837179869	219.35	.0837179869	4.74	224.09
4005	VTA. CO. OFFICE EDUCATION	62.29	.0237761029	62.29	.0237761029	1.35	63.64
4401	* COUNTY LIBRARY	37.14	.0141607924	37.14	.0141607924	.80	37.94
6001	* FIRE PROTECTION DIST	380.21	.1451115161	380.21	.1451115161	8.22	388.43
6100	* COUNTY FLOOD ZN ADM	5.82	.0022231337	5.82	.0022231337	.13	5.95
6110	* COUNTY FLOOD ZN #1	58.21	.0222182746	58.21	.0222182746	1.26	59.47
7059	OJAI VALLEY SAN DIST	78.85	.0296452652	78.85	.0296452652	1.68	80.53
8020	CITY OJAI	84.87	.0320388042	84.87	.0320388042	1.81	86.68
8604	CASITAS MUN WTR	58.84	.0222975168	58.84	.0222975168	1.26	60.10
TRA 02014	Totals:	2,620.15	1.0000000000	2,620.15	1.0000000000	56.62	2,676.77

*** Gross Assessed Valuation Information(Assessed valuations Minus Local Exemptions) ***

	Prior Year A/V	Transfers	Current Year AVI	A/V
Secured	283,011			288,673
Unsecured				
State Assessed				
	283,011		5,662	288,673

Fund NO.	Description	Prior Year Allocation	Prior Year Factor	Adjusted Prior Year Allocation	Adjusted Prior Year Factor	Annual Tax Increment	Current Year Allocation
4001	COUNTY GENERAL FUND		1.0000000000		1.0000000000		
TRA 02015	Totals:		1.0000000000		1.0000000000		

No Taxable Parcels Within TRA=02015

Fund NO.	Description	Prior Year Allocation	Prior Year Factor	Adjusted Prior Year Allocation	Adjusted Prior Year Factor	Annual Tax Increment	Current Year Allocation
2004	UNIFIED SCH GEN OJAI	10,008.61	.3538289540	10,008.61	.3538289540	201.83	10,210.44
2015	VTA COM COLLEGE GEN	1,521.57	.0537907489	1,521.57	.0537907489	30.68	1,552.25
2019	VTA COLLEGE CHILD CTR	7.83	.0002779662	7.83	.0002779662	.16	7.99
4001	COUNTY GENERAL FUND	4,519.99	.1600711221	4,519.99	.1600711221	91.32	4,611.31
4002	E.R.A.F.	1,639.22	.0575220505	1,639.22	.0575220505	32.81	1,672.03
4004	E.R.A.F. 93-94 SHIFT	2,335.77	.0825755802	2,335.77	.0825755802	47.10	2,382.87
4005	VTA. CO. OFFICE EDUCATION	672.09	.0237604994	672.09	.0237604994	13.55	685.64
4401	* COUNTY LIBRARY	400.38	.0141556149	400.38	.0141556149	8.07	408.45
6001	* FIRE PROTECTION DIST	4,119.69	.1456412694	4,119.69	.1456412694	83.08	4,202.77
6100	* COUNTY FLOOD ZN ADM	62.88	.0022237293	62.88	.0022237293	1.27	64.15
6110	* COUNTY FLOOD ZN #1	628.27	.0222104759	628.27	.0222104759	12.67	640.94
7059	OJAI VALLEY SAN DIST	835.88	.0296191431	835.88	.0296191431	16.90	852.78
8020	CITY OJAI	904.57	.0320319179	904.57	.0320319179	18.27	922.84
8604	CASITAS MUN WTR	629.82	.0222909282	629.82	.0222909282	12.72	642.54
TRA 02016	Totals:	28,286.57	1.0000000000	28,286.57	1.0000000000	570.43	28,857.00

*** Gross Assessed Valuation Information(Assessed valuations Minus Local Exemptions) ***

	Prior Year A/V	Transfers	Current Year AVI	A/V
Secured	2,794,647			2,851,690
Unsecured				
State Assessed				
	2,794,647		57,043	2,851,690

Fund NO.	Description	Prior Year Allocation	Prior Year Factor	Adjusted Prior Year Allocation	Adjusted Prior Year Factor	Annual Tax Increment	Current Year Allocation
2004	UNIFIED SCH GEN OJAI	266,530.40	.2881796837	266,530.40	.2881796837	3,160.56	269,690.96
2015	VTA COM COLLEGE GEN	40,519.39	.0438106403	40,519.39	.0438106403	480.49	40,999.88
2019	VTA COLLEGE CHILD CTR	209.47	.0002264610	209.47	.0002264610	2.48	211.95
4001	COUNTY GENERAL FUND	141,351.48	.1528330135	141,351.48	.1528330135	1,676.18	143,027.66
4002	E.R.A.F.	55,670.77	.0601926983	55,670.77	.0601926983	660.15	56,330.92
4004	E.R.A.F. 93-94 SHIFT	95,189.76	.1029216686	95,189.76	.1029216686	1,128.78	96,318.54
4005	VTA. CO. OFFICE EDUCATION	17,671.70	.0191071171	17,671.70	.0191071171	209.55	17,881.25
4401	* COUNTY LIBRARY	10,789.53	.0116659424	10,789.53	.0116659424	127.94	10,917.47
6001	* FIRE PROTECTION DIST	115,776.89	.1251810499	115,776.89	.1251810499	1,372.90	117,149.79
6100	* COUNTY FLOOD ZN ADM	1,692.50	.0018299722	1,692.50	.0018299722	20.07	1,712.57
6110	* COUNTY FLOOD ZN #1	16,917.77	.0182919525	16,917.77	.0182919525	200.61	17,118.38
7059	OJAI VALLEY SAN DIST	27,417.71	.0296447316	27,417.71	.0296447316	325.12	27,742.83
8020	CITY OJAI	118,160.43	.1277581750	118,160.43	.1277581750	1,401.17	119,561.60
8604	CASITAS MUN WTR	16,977.86	.0183568939	16,977.86	.0183568939	201.33	17,179.19
TRA 02017	Totals:	924,875.66	1.0000000000	924,875.66	1.0000000000	10,967.33	935,842.99

*** Gross Assessed Valuation Information(Assessed valuations Minus Local Exemptions) ***

	Prior Year A/V	Transfers	Current Year AVI	A/V
Secured	90,726,571			91,823,626
Unsecured	1,193,109			1,192,787
State Assessed				
	91,919,680		1,096,733	93,016,413








Fund NO.	Description	Prior Year Allocation	Prior Year Factor	Adjusted Prior Year Allocation	Adjusted Prior Year Factor	Annual Tax Increment	Current Year Allocation
2004	UNIFIED SCH GEN OJAI		.3539683494		.3539683494		
2015	VTA COM COLLEGE GEN		.0538103815		.0538103815		
2019	VTA COLLEGE CHILD CTR		.0002754149		.0002754149		
4001	COUNTY GENERAL FUND		.1791286416		.1791286416		
4002	E.R.A.F.		.0736207124		.0736207124		
4004	E.R.A.F. 93-94 SHIFT		.0825396189		.0825396189		
4005	VTA. CO. OFFICE EDUCATION		.0041280584		.0041280584		
4401	* COUNTY LIBRARY		.0141894949		.0141894949		
6001	* FIRE PROTECTION DIST		.1296026369		.1296026369		
6100	* COUNTY FLOOD ZN ADM		.0022265050		.0022265050		
6110	* COUNTY FLOOD ZN #1		.0222220949		.0222220949		
7059	OJAI VALLEY SAN DIST		.0296175280		.0296175280		
8020	CITY OJAI		.0323725809		.0323725809		
8604	CASITAS MUN WTR		.0222979823		.0222979823		
TRA 02018 Totals:			1.0000000000		1.0000000000		

No Taxable Parcels Within TRA=02018

Fund NO.	Description	Prior Year Allocation	Prior Year Factor	Adjusted Prior Year Allocation	Adjusted Prior Year Factor	Annual Tax Increment	Current Year Allocation
2004	UNIFIED SCH GEN OJAI	196,329.43	.2885955773	196,329.43	.2885955773	7,498.39	203,827.82
2015	VTA COM COLLEGE GEN	29,847.03	.0438738191	29,847.03	.0438738191	1,139.94	30,986.97
2019	VTA COLLEGE CHILD CTR	154.28	.0002268001	154.28	.0002268001	5.89	160.17
4001	COUNTY GENERAL FUND	103,425.48	.1520309046	103,425.48	.1520309046	3,950.11	107,375.59
4002	E.R.A.F.	40,931.44	.0601673676	40,931.44	.0601673676	1,563.29	42,494.73
4004	E.R.A.F. 93-94 SHIFT	69,822.48	.1026359541	69,822.48	.1026359541	2,666.72	72,489.20
4005	VTA. CO. OFFICE EDUCATION	13,187.31	.0193847972	13,187.31	.0193847972	503.66	13,690.97
4401	* COUNTY LIBRARY	7,946.89	.0116815944	7,946.89	.0116815944	303.52	8,250.41
6001	* FIRE PROTECTION DIST	85,238.70	.1252971508	85,238.70	.1252971508	3,255.51	88,494.21
6100	* COUNTY FLOOD ZN ADM	1,246.61	.0018324582	1,246.61	.0018324582	47.61	1,294.22
6110	* COUNTY FLOOD ZN #1	12,460.73	.0183166921	12,460.73	.0183166921	475.91	12,936.64
7059	OJAI VALLEY SAN DIST	20,167.01	.0296445850	20,167.01	.0296445850	770.24	20,937.25
8020	CITY OJAI	87,030.23	.1279306010	87,030.23	.1279306010	3,323.94	90,354.17
8604	CASITAS MUN WTR	12,504.94	.0183816985	12,504.94	.0183816985	477.60	12,982.54
TRA 02019	Totals:	680,292.56	1.0000000000	680,292.56	1.0000000000	25,982.33	706,274.89

*** Gross Assessed Valuation Information(Assessed valuations Minus Local Exemptions) ***








	Prior Year A/V	Transfers	Current Year AVI	A/V
Secured	66,390,536		68,931,329	
Unsecured	1,552,480		1,609,920	
State Assessed				
	67,943,016		2,598,233	70,541,249



Fund NO.	Description	Prior Year Allocation	Prior Year Factor	Adjusted Prior Year Allocation	Adjusted Prior Year Factor	Annual Tax Increment	Current Year Allocation
2004	UNIFIED SCH GEN OJAI	4,759,213.50	.2929241333	4,759,213.50	.2928854223	245,538.32	5,004,751.82
2015	VTA COM COLLEGE GEN	723,520.77	.0445318736	723,520.77	.0445259886	37,328.05	760,848.82
2019	VTA COLLEGE CHILD CTR	3,738.49	.0002300973	3,738.49	.0002300694	192.93	3,931.42
4001	COUNTY GENERAL FUND	2,591,550.45	.1591820094	2,591,550.45	.1594858788	135,474.44	2,727,024.89
4002	E.R.A.F.	899,343.56	.0555666742	899,343.56	.0553462496	45,354.38	944,697.94
4004	E.R.A.F. 93-94 SHIFT	1,508,765.01	.0932146033	1,508,765.01	.0928504840	76,334.86	1,585,099.87
4005	VTA. CO. OFFICE EDUCATION	318,208.43	.0195859123	318,208.43	.0195827757	16,440.99	334,649.42
4401	* COUNTY LIBRARY	195,572.60	.0120285362	195,572.60	.0120356785	10,132.96	205,705.56
6001	* FIRE PROTECTION DIST	2,051,403.98	.1262735165	2,051,403.98	.1262448766	105,811.62	2,157,215.60
6100	* COUNTY FLOOD ZN ADM	30,587.29	.0018815030	30,587.29	.0018823638	1,583.54	32,170.83
6110	* COUNTY FLOOD ZN #1	306,253.22	.0188370333	306,253.22	.0188470435	15,861.64	322,114.86
7059	OJAI VALLEY SAN DIST	504,914.32	.0310075627	504,914.32	.0310727905	26,422.75	531,337.07
7380	VTA RIV WTR DIST	3,025.07	.0001827650	3,025.07	.0001861650	95.94	3,121.01
7765	OJAI WATER CONS DIST	1,297.82	.0000819474	1,297.82	.0000798688	49.86	1,347.68
8020	CITY OJAI	2,033,916.36	.1249363238	2,033,916.36	.1251686759	106,844.58	2,140,760.94
8604	CASITAS MUN WTR	318,092.95	.0195355087	318,092.95	.0195756690	16,620.56	334,713.51
=====							
Prime = 02 Totals:		16,249,403.82	1.0000000000	16,249,403.82	1.0000000000	840,087.42	17,089,491.24

*** Gross Assessed Valuation Information(Assessed valuations Minus Local Exemptions) ***

	Prior Year A/V	Transfers	Current Year AVI	A/V
Secured	1,574,895,982		1,659,921,986	
Unsecured	23,781,779		22,764,517	
State Assessed	103,125		103,125	
	-----		-----	
	1,598,780,886		84,008,742	1,682,789,628



Fund NO.	Description	Prior Year Allocation	Prior Year Factor	Adjusted Prior Year Allocation	Adjusted Prior Year Factor	Annual Tax Increment	Current Year Allocation
1015	EL SCH GEN PT HUE	1,343.56	.1894600066	1,343.56	.1894600066	20.99	1,364.55
2007	HI SCH GEN OXNARD	962.22	.1356843479	962.22	.1356843479	15.03	977.25
2015	VTA COM COLLEGE GEN	390.91	.0551233610	390.91	.0551233610	6.11	397.02
2019	VTA COLLEGE CHILD CTR	2.01	.0002841350	2.01	.0002841350	.03	2.04
4001	COUNTY GENERAL FUND	2,240.13	.3158867931	2,240.13	.3158867931	35.02	2,275.15
4005	VTA. CO. OFFICE EDUCATION	175.68	.0247717049	175.68	.0247717049	2.74	178.42
6100	* COUNTY FLOOD ZN ADM	20.52	.0028923149	20.52	.0028923149	.32	20.84
6120	* COUNTY FLOOD ZN #2	209.12	.0294883784	209.12	.0294883784	3.27	212.39
7770	UNITED WTR CONS DIST	71.35	.0100618684	71.35	.0100618684	1.11	72.46
8031	CITY OXNARD DIST #1	1,579.15	.2226795666	1,579.15	.2226795666	24.67	1,603.82
8600	CALLEGUAS MUN WTR	96.91	.0136675232	96.91	.0136675232	1.51	98.42
TRA 03000	Totals:	7,091.56	1.0000000000	7,091.56	1.0000000000	110.80	7,202.36

*** Gross Assessed Valuation Information(Assessed valuations Minus Local Exemptions) ***

	Prior Year A/V	Transfers	Current Year AVI	A/V
Secured	554,046			565,126
Unsecured				
State Assessed				
	554,046		11,080	565,126

Fund NO.	Description	Prior Year Allocation	Prior Year Factor	Adjusted Prior Year Allocation	Adjusted Prior Year Factor	Annual Tax Increment	Current Year Allocation
1031	EL SCH GEN OXNARD	7,218,776.33	.1942136354	7,218,776.33	.1942136354	433,866.08	7,652,642.41
2007	HI SCH GEN OXNARD	5,088,739.03	.1369072072	5,088,739.03	.1369072072	305,845.64	5,394,584.67
2015	VTA COM COLLEGE GEN	2,067,330.01	.0556193540	2,067,330.01	.0556193540	124,251.58	2,191,581.59
2019	VTA COLLEGE CHILD CTR	10,689.32	.0002875850	10,689.32	.0002875850	642.45	11,331.77
4001	COUNTY GENERAL FUND	7,547,668.36	.2030621318	7,547,668.36	.2030621318	453,633.29	8,001,301.65
4002	E.R.A.F.	2,123,308.19	.0571253887	2,123,308.19	.0571253887	127,616.01	2,250,924.20
4004	E.R.A.F. 93-94 SHIFT	4,417,233.20	.1188410443	4,417,233.20	.1188410443	265,486.50	4,682,719.70
4005	VTA. CO. OFFICE EDUCATION	604,469.68	.0162626252	604,469.68	.0162626252	36,330.10	640,799.78
6100	* COUNTY FLOOD ZN ADM	93,186.92	.0025070968	93,186.92	.0025070968	5,600.76	98,787.68
6120	* COUNTY FLOOD ZN #2	917,590.68	.0246868186	917,590.68	.0246868186	55,149.44	972,740.12
7770	UNITED WTR CONS DIST	235,224.38	.0063284661	235,224.38	.0063284661	14,137.56	249,361.94
8031	CITY OXNARD DIST #1	6,537,073.68	.1758731377	6,537,073.68	.1758731377	392,894.08	6,929,967.76
8600	CALLEGUAS MUN WTR	307,966.21	.0082855092	307,966.21	.0082855092	18,509.52	326,475.73
TRA 03001	Totals:	37,169,255.99	1.0000000000	37,169,255.99	1.0000000000	2,233,963.01	39,403,219.00

*** Gross Assessed Valuation Information(Assessed valuations Minus Local Exemptions) ***

	Prior Year A/V	Transfers	Current Year AVI	A/V
Secured	3,665,825,855		3,852,684,639	
Unsecured	78,147,824		114,685,299	
State Assessed	19,444		19,486	
	3,743,993,123		223,396,301	3,967,389,424

Fund NO.	Description	Prior Year Allocation	Prior Year Factor	Adjusted Prior Year Allocation	Adjusted Prior Year Factor	Annual Tax Increment	Current Year Allocation
1031	EL SCH GEN OXNARD	12.43	.1928975076	12.43	.1928975076	123.04-	110.61-
2007	HI SCH GEN OXNARD	8.77	.1359781225	8.77	.1359781225	86.74-	77.97-
2015	VTA COM COLLEGE GEN	3.49	.0541327649	3.49	.0541327649	34.53-	31.04-
2019	VTA COLLEGE CHILD CTR	.02	.0002852520	.02	.0002852520	.18-	.16-
4001	COUNTY GENERAL FUND	13.19	.2046619776	13.19	.2046619776	130.55-	117.36-
4002	E.R.A.F.	3.74	.0580512965	3.74	.0580512965	37.03-	33.29-
4004	E.R.A.F. 93-94 SHIFT	7.69	.1193603891	7.69	.1193603891	76.14-	68.45-
4005	VTA. CO. OFFICE EDUCATION	1.04	.0161512570	1.04	.0161512570	10.30-	9.26-
6100	* COUNTY FLOOD ZN ADM	.16	.0024886590	.16	.0024886590	1.59-	1.43-
6120	* COUNTY FLOOD ZN #2	1.58	.0245252390	1.58	.0245252390	15.64-	14.06-
7735	OXNARD DRAIN #1	.25	.0038058705	.25	.0038058705	2.43-	2.18-
7770	UNITED WTR CONS DIST	.41	.0063561928	.41	.0063561928	4.05-	3.64-
8031	CITY OXNARD DIST #1	11.13	.1726743234	11.13	.1726743234	110.14-	99.01-
8600	CALLEGUAS MUN WTR	.56	.0086311481	.56	.0086311481	5.51-	4.95-
TRA 03002 Totals:		64.46	1.0000000000	64.46	1.0000000000	637.87-	573.41-

*** Gross Assessed Valuation Information(Assessed valuations Minus Local Exemptions) ***

	Prior Year A/V	Transfers	Current Year AVI	A/V
Secured	517,562			527,912
Unsecured	38,200			
State Assessed	35,937			
	591,699		63,787-	527,912

Fund NO.	Description	Prior Year Allocation	Prior Year Factor	Adjusted Prior Year Allocation	Adjusted Prior Year Factor	Annual Tax Increment	Current Year Allocation
1029	EL SCH GEN OCN VIEW	126.59	.1870912599	126.59	.1870912599	2.49	129.08
2007	HI SCH GEN OXNARD	96.07	.1420038648	96.07	.1420038648	1.89	97.96
2015	VTA COM COLLEGE GEN	39.02	.0576213620	39.02	.0576213620	.77	39.79
2019	VTA COLLEGE CHILD CTR	.12	.0002342331	.12	.0002342331		.12
4001	COUNTY GENERAL FUND	130.86	.1935376281	130.86	.1935376281	2.58	133.44
4002	E.R.A.F.	35.24	.0536521797	35.24	.0536521797	.71	35.95
4004	E.R.A.F. 93-94 SHIFT	80.13	.1180655063	80.13	.1180655063	1.57	81.70
4005	VTA. CO. OFFICE EDUCATION	17.14	.0253147628	17.14	.0253147628	.34	17.48
6100	* COUNTY FLOOD ZN ADM	1.75	.0025684219	1.75	.0025684219	.03	1.78
6120	* COUNTY FLOOD ZN #2	17.31	.0255753329	17.31	.0255753329	.34	17.65
7770	UNITED WTR CONS DIST	4.32	.0063493883	4.32	.0063493883	.08	4.40
8031	CITY OXNARD DIST #1	128.17	.1879860602	128.17	.1879860602	2.50	130.67
TRA 03003	Totals:	676.72	1.0000000000	676.72	1.0000000000	13.30	690.02

*** Gross Assessed Valuation Information(Assessed valuations Minus Local Exemptions) ***

	Prior Year A/V	Transfers	Current Year AVI	A/V
Secured				
Unsecured	66,542			67,872
State Assessed				
	66,542		1,330	67,872

Fund NO.	Description	Prior Year Allocation	Prior Year Factor	Adjusted Prior Year Allocation	Adjusted Prior Year Factor	Annual Tax Increment	Current Year Allocation
1015	EL SCH GEN PT HUE		.1894610206		.1894610206		
2007	HI SCH GEN OXNARD		.1356850494		.1356850494		
2015	VTA COM COLLEGE GEN		.0551244081		.0551244081		
2019	VTA COLLEGE CHILD CTR		.0002848923		.0002848923		
4001	COUNTY GENERAL FUND		.2030781660		.2030781660		
4002	E.R.A.F.		.0575335994		.0575335994		
4004	E.R.A.F. 93-94 SHIFT		.1195940382		.1195940382		
4005	VTA. CO. OFFICE EDUCATION		.0247796583		.0247796583		
6100	* COUNTY FLOOD ZN ADM		.0024846862		.0024846862		
6120	* COUNTY FLOOD ZN #2		.0244847404		.0244847404		
7770	UNITED WTR CONS DIST		.0062852503		.0062852503		
8031	CITY OXNARD DIST #1		.1726532538		.1726532538		
8600	CALLEGUAS MUN WTR		.0085512370		.0085512370		
TRA 03004	Totals:		1.0000000000		1.0000000000		

Fund NO.	Description	Prior Year Allocation	Prior Year Factor	Adjusted Prior Year Allocation	Adjusted Prior Year Factor	Annual Tax Increment	Current Year Allocation
1015	EL SCH GEN PT HUE	1,031,140.66	.1889279390	1,031,140.66	.1889279390	47,758.21	1,078,898.87
2007	HI SCH GEN OXNARD	738,446.56	.1352998605	738,446.56	.1352998605	34,201.82	772,648.38
2015	VTA COM COLLEGE GEN	300,007.25	.0549680124	300,007.25	.0549680124	13,895.11	313,902.36
2019	VTA COLLEGE CHILD CTR	1,551.10	.0002841966	1,551.10	.0002841966	71.84	1,622.94
4001	COUNTY GENERAL FUND	1,105,208.92	.2024988935	1,105,208.92	.2024988935	51,188.75	1,156,397.67
4002	E.R.A.F.	314,524.86	.0576279610	314,524.86	.0576279610	14,567.50	329,092.36
4004	E.R.A.F. 93-94 SHIFT	653,023.71	.1196484901	653,023.71	.1196484901	30,245.38	683,269.09
4005	VTA. CO. OFFICE EDUCATION	134,784.98	.0246956102	134,784.98	.0246956102	6,242.69	141,027.67
6100	* COUNTY FLOOD ZN ADM	13,522.45	.0024776145	13,522.45	.0024776145	626.30	14,148.75
6120	* COUNTY FLOOD ZN #2	133,254.62	.0244152152	133,254.62	.0244152152	6,171.81	139,426.43
7770	UNITED WTR CONS DIST	34,229.23	.0062715589	34,229.23	.0062715589	1,585.36	35,814.59
8031	CITY OXNARD DIST #1	951,639.12	.1743614872	951,639.12	.1743614872	44,076.02	995,715.14
8600	CALLEGUAS MUN WTR	46,518.15	.0085231609	46,518.15	.0085231609	2,154.53	48,672.68
TRA 03005	Totals:	5,457,851.61	1.0000000000	5,457,851.61	1.0000000000	252,785.32	5,710,636.93

*** Gross Assessed Valuation Information(Assessed valuations Minus Local Exemptions) ***

	Prior Year A/V	Transfers	Current Year AVI	A/V
Secured	548,396,634		573,695,156	
Unsecured	1,173,990		1,154,000	
State Assessed				
	549,570,624		25,278,532	574,849,156

Fund NO.	Description	Prior Year Allocation	Prior Year Factor	Adjusted Prior Year Allocation	Adjusted Prior Year Factor	Annual Tax Increment	Current Year Allocation
1031	EL SCH GEN OXNARD		.1606902192		.1606902192		
2007	HI SCH GEN OXNARD		.1219999131		.1219999131		
2015	VTA COM COLLEGE GEN		.0494999805		.0494999805		
2019	VTA COLLEGE CHILD CTR		.0001999891		.0001999891		
4001	COUNTY GENERAL FUND		.2731182897		.2731182897		
4002	E.R.A.F.		.0113807840		.0113807840		
4004	E.R.A.F. 93-94 SHIFT		.0992708465		.0992708465		
4005	VTA. CO. OFFICE EDUCATION		.0113807840		.0113807840		
6100	* COUNTY FLOOD ZN ADM		.0022231693		.0022231693		
6120	* COUNTY FLOOD ZN #2		.0220013132		.0220013132		
7770	UNITED WTR CONS DIST		.0059092532		.0059092532		
8034	CITY OXNARD DIST #4		.2423254582		.2423254582		
TRA 03006 Totals:			1.0000000000		1.0000000000		

No Taxable Parcels Within TRA=03006

Fund NO.	Description	Prior Year Allocation	Prior Year Factor	Adjusted Prior Year Allocation	Adjusted Prior Year Factor	Annual Tax Increment	Current Year Allocation
1031	EL SCH GEN OXNARD	253,038.42	.1930237843	253,038.42	.1930237843	39,967.24	293,005.66
2007	HI SCH GEN OXNARD	178,374.31	.1360682040	178,374.31	.1360682040	28,174.09	206,548.40
2015	VTA COM COLLEGE GEN	72,528.50	.0553264796	72,528.50	.0553264796	11,455.82	83,984.32
2019	VTA COLLEGE CHILD CTR	374.64	.0002857842	374.64	.0002857842	59.17	433.81
4001	COUNTY GENERAL FUND	266,669.31	.2034217471	266,669.31	.2034217471	42,120.22	308,789.53
4002	E.R.A.F.	75,935.39	.0579253391	75,935.39	.0579253391	11,993.94	87,929.33
4004	E.R.A.F. 93-94 SHIFT	157,796.14	.1203706835	157,796.14	.1203706835	24,923.79	182,719.93
4005	VTA. CO. OFFICE EDUCATION	21,187.75	.0161625245	21,187.75	.0161625245	3,346.59	24,534.34
6100	* COUNTY FLOOD ZN ADM	3,266.47	.0024917408	3,266.47	.0024917408	515.94	3,782.41
6120	* COUNTY FLOOD ZN #2	32,188.75	.0245543539	32,188.75	.0245543539	5,084.19	37,272.94
7770	UNITED WTR CONS DIST	8,268.64	.0063075162	8,268.64	.0063075162	1,306.03	9,574.67
8031	CITY OXNARD DIST #1	230,052.48	.1754895589	230,052.48	.1754895589	36,336.63	266,389.11
8600	CALLEGUAS MUN WTR	11,237.56	.0085722839	11,237.56	.0085722839	1,774.97	13,012.53
TRA 03007	Totals:	1,310,918.36	1.0000000000	1,310,918.36	1.0000000000	207,058.62	1,517,976.98

*** Gross Assessed Valuation Information(Assessed valuations Minus Local Exemptions) ***

	Prior Year A/V	Transfers	Current Year AVI	A/V
Secured	109,525,045		120,048,797	
Unsecured	28,265,320		38,447,430	
State Assessed				
	137,790,365		20,705,862	158,496,227

Fund NO.	Description	Prior Year Allocation	Prior Year Factor	Adjusted Prior Year Allocation	Adjusted Prior Year Factor	Annual Tax Increment	Current Year Allocation
1031	EL SCH GEN OXNARD	477.28	.1935844054	477.28	.1935844054	477.28-	
2007	HI SCH GEN OXNARD	336.49	.1364776878	336.49	.1364776878	336.49-	
2015	VTA COM COLLEGE GEN	136.68	.0554390980	136.68	.0554390980	136.69-	.01-
2019	VTA COLLEGE CHILD CTR	.71	.0002858504	.71	.0002858504	.70-	.01
4001	COUNTY GENERAL FUND	503.56	.2042505098	503.56	.2042505098	503.57-	.01-
4002	E.R.A.F.	142.68	.0578685879	142.68	.0578685879	142.68-	
4004	E.R.A.F. 93-94 SHIFT	296.58	.1202919341	296.58	.1202919341	296.58-	
4005	VTA. CO. OFFICE EDUCATION	39.76	.0161254856	39.76	.0161254856	39.76-	
6100	* COUNTY FLOOD ZN ADM	6.17	.0025027227	6.17	.0025027227	6.17-	
6120	* COUNTY FLOOD ZN #2	60.69	.0246146907	60.69	.0246146907	60.69-	
7770	UNITED WTR CONS DIST	15.58	.0063193056	15.58	.0063193056	15.58-	
8031	CITY OXNARD DIST #1	428.13	.1736479573	428.13	.1736479573	428.13-	
8600	CALLEGUAS MUN WTR	21.19	.0085917647	21.19	.0085917647	21.18-	.01
TRA 03008	Totals:	2,465.50	1.0000000000	2,465.50	1.0000000000	2,465.50-	

*** Gross Assessed Valuation Information(Assessed valuations Minus Local Exemptions) ***

	Prior Year A/V	Transfers	Current Year AVI	A/V
Secured				
Unsecured				
State Assessed	246,550			
	246,550		246,550-	

Fund NO.	Description	Prior Year Allocation	Prior Year Factor	Adjusted Prior Year Allocation	Adjusted Prior Year Factor	Annual Tax Increment	Current Year Allocation
1031	EL SCH GEN OXNARD		.1935875704		.1935875704		
2007	HI SCH GEN OXNARD		.1364974574		.1364974574		
2015	VTA COM COLLEGE GEN		.0553950466		.0553950466		
2019	VTA COLLEGE CHILD CTR		.0002950925		.0002950925		
4001	COUNTY GENERAL FUND		.2227015380		.2227015380		
4002	E.R.A.F.		.0588538057		.0588538057		
4004	E.R.A.F. 93-94 SHIFT		.1232320182		.1232320182		
4005	VTA. CO. OFFICE EDUCATION		.0044950143		.0044950143		
6100	* COUNTY FLOOD ZN ADM		.0024842674		.0024842674		
6140	* COUNTY FLOOD ZN #4		.0187967087		.0187967087		
8031	CITY OXNARD DIST #1		.1750900718		.1750900718		
8600	CALLEGUAS MUN WTR		.0085714090		.0085714090		
TRA 03009	Totals:		1.0000000000		1.0000000000		

Fund NO.	Description	Prior Year Allocation	Prior Year Factor	Adjusted Prior Year Allocation	Adjusted Prior Year Factor	Annual Tax Increment	Current Year Allocation
1029	EL SCH GEN OCN VIEW		.1807693039		.1807693039		
2007	HI SCH GEN OXNARD		.1371557313		.1371557313		
2015	VTA COM COLLEGE GEN		.0557267001		.0557267001		
2019	VTA COLLEGE CHILD CTR		.0002758748		.0002758748		
4001	COUNTY GENERAL FUND	.01	.3193523713	.01	.3193523713		.01
4005	VTA. CO. OFFICE EDUCATION		.0249398904		.0249398904		
6100	* COUNTY FLOOD ZN ADM		.0029192330		.0029192330		
6120	* COUNTY FLOOD ZN #2		.0297945013		.0297945013		
7770	UNITED WTR CONS DIST		.0101608918		.0101608918		
8031	CITY OXNARD DIST #1		.2250886287		.2250886287		
8600	CALLEGUAS MUN WTR		.0138168734		.0138168734		
TRA 03010 Totals:		.01	1.0000000000	.01	1.0000000000		.01

Fund NO.	Description	Prior Year Allocation	Prior Year Factor	Adjusted Prior Year Allocation	Adjusted Prior Year Factor	Annual Tax Increment	Current Year Allocation
1029	EL SCH GEN OCN VIEW	22.64	.1802256717	22.64	.1802256717	3.42-	19.22
2007	HI SCH GEN OXNARD	17.21	.1367531227	17.21	.1367531227	2.60-	14.61
2015	VTA COM COLLEGE GEN	6.98	.0555570460	6.98	.0555570460	1.06-	5.92
2019	VTA COLLEGE CHILD CTR	.03	.0002870541	.03	.0002870541	.01-	.02
4001	COUNTY GENERAL FUND	25.67	.2046469349	25.67	.2046469349	3.88-	21.79
4002	E.R.A.F.	5.93	.0582323486	5.93	.0582323486	1.11-	4.82
4004	E.R.A.F. 93-94 SHIFT	15.41	.1209347495	15.41	.1209347495	2.30-	13.11
4005	VTA. CO. OFFICE EDUCATION	3.14	.0249550686	3.14	.0249550686	.47-	2.67
6100	* COUNTY FLOOD ZN ADM	.29	.0024922285	.29	.0024922285	.05-	.24
6120	* COUNTY FLOOD ZN #2	3.09	.0246677029	3.09	.0246677029	.47-	2.62
7770	UNITED WTR CONS DIST	.97	.0063497225	.97	.0063497225	.12-	.85
8031	CITY OXNARD DIST #1	23.14	.1762693437	23.14	.1762693437	3.35-	19.79
8600	CALLEGUAS MUN WTR	1.29	.0086290063	1.29	.0086290063	.16-	1.13
TRA 03011	Totals:	125.79	1.0000000000	125.79	1.0000000000	19.00-	106.79

*** Gross Assessed Valuation Information(Assessed valuations Minus Local Exemptions) ***

	Prior Year A/V	Transfers	Current Year AVI	A/V
Secured				
Unsecured	13,100			11,200
State Assessed				
	13,100		1,900-	11,200

Fund NO.	Description	Prior Year Allocation	Prior Year Factor	Adjusted Prior Year Allocation	Adjusted Prior Year Factor	Annual Tax Increment	Current Year Allocation
1015	EL SCH GEN PT HUE		.1894765783		.1894765783		
2007	HI SCH GEN OXNARD		.1356919082		.1356919082		
2015	VTA COM COLLEGE GEN		.0551238716		.0551238716		
2019	VTA COLLEGE CHILD CTR		.0002782472		.0002782472		
4001	COUNTY GENERAL FUND		.0062854074		.0062854074		
4002	E.R.A.F.		.0575277824		.0575277824		
4004	E.R.A.F. 93-94 SHIFT		.1196145632		.1196145632		
4005	VTA. CO. OFFICE EDUCATION		.0247132243		.0247132243		
6100	* COUNTY FLOOD ZN ADM		.0024745195		.0024745195		
6120	* COUNTY FLOOD ZN #2		.0244766423		.0244766423		
7770	UNITED WTR CONS DIST		.2031090755		.2031090755		
8031	CITY OXNARD DIST #1		.1726792588		.1726792588		
8600	CALLEGUAS MUN WTR		.0085489213		.0085489213		
TRA 03012	Totals:		1.0000000000		1.0000000000		

No Taxable Parcels Within TRA=03012

Fund NO.	Description	Prior Year Allocation	Prior Year Factor	Adjusted Prior Year Allocation	Adjusted Prior Year Factor	Annual Tax Increment	Current Year Allocation
1037	EL SCH GEN RIO	39,770.90	.1848080466	39,770.90	.1848080466	796.39	40,567.29
2007	HI SCH GEN OXNARD	28,035.67	.1302767965	28,035.67	.1302767965	561.40	28,597.07
2015	VTA COM COLLEGE GEN	11,389.97	.0529272027	11,389.97	.0529272027	228.08	11,618.05
2019	VTA COLLEGE CHILD CTR	58.88	.0002735088	58.88	.0002735088	1.18	60.06
4001	COUNTY GENERAL FUND	48,224.98	.2240842554	48,224.98	.2240842554	965.64	49,190.62
4002	E.R.A.F.	12,602.36	.0584911846	12,602.36	.0584911846	252.06	12,854.42
4004	E.R.A.F. 93-94 SHIFT	27,466.12	.1276386035	27,466.12	.1276386035	550.03	28,016.15
4005	VTA. CO. OFFICE EDUCATION	3,329.88	.0154733838	3,329.88	.0154733838	66.68	3,396.56
6100	* COUNTY FLOOD ZN ADM	513.39	.0023856267	513.39	.0023856267	10.28	523.67
6120	* COUNTY FLOOD ZN #2	5,059.13	.0235087354	5,059.13	.0235087354	101.31	5,160.44
7770	UNITED WTR CONS DIST	1,318.60	.0061375579	1,318.60	.0061375579	26.45	1,345.05
8031	CITY OXNARD DIST #1	35,666.61	.1657847148	35,666.61	.1657847148	714.41	36,381.02
8600	CALLEGUAS MUN WTR	1,764.68	.0082103833	1,764.68	.0082103833	35.38	1,800.06
TRA 03014	Totals:	215,201.17	1.0000000000	215,201.17	1.0000000000	4,309.29	219,510.46

*** Gross Assessed Valuation Information(Assessed valuations Minus Local Exemptions) ***

	Prior Year A/V	Transfers	Current Year AVI	A/V
Secured	21,546,714			21,977,643
Unsecured				
State Assessed				
	21,546,714		430,929	21,977,643

Fund NO.	Description	Prior Year Allocation	Prior Year Factor	Adjusted Prior Year Allocation	Adjusted Prior Year Factor	Annual Tax Increment	Current Year Allocation
1029	EL SCH GEN OCN VIEW		.1833712984		.1833712984		
2007	HI SCH GEN OXNARD		.1383975026		.1383975026		
2015	VTA COM COLLEGE GEN		.0561914672		.0561914672		
4001	COUNTY GENERAL FUND		.3297548698		.3297548698		
4005	VTA. CO. OFFICE EDUCATION		.0136674260		.0136674260		
6100	* COUNTY FLOOD ZN ADM		.0011389522		.0011389522		
6120	* COUNTY FLOOD ZN #2		.0284494514		.0284494514		
7770	UNITED WTR CONS DIST		.0090933528		.0090933528		
8031	CITY OXNARD DIST #1		.2251597424		.2251597424		
8600	CALLEGUAS MUN WTR		.0147759372		.0147759372		
TRA 03015 Totals:			1.0000000000		1.0000000000		

Fund NO.	Description	Prior Year Allocation	Prior Year Factor	Adjusted Prior Year Allocation	Adjusted Prior Year Factor	Annual Tax Increment	Current Year Allocation
1031	EL SCH GEN OXNARD	311,651.45	.1935728756	311,651.45	.1935728756	172,322.32-	139,329.13
2007	HI SCH GEN OXNARD	219,692.23	.1364551876	219,692.23	.1364551876	121,475.05-	98,217.18
2015	VTA COM COLLEGE GEN	89,253.99	.0554374140	89,253.99	.0554374140	49,351.46-	39,902.53
2019	VTA COLLEGE CHILD CTR	460.79	.0002862000	460.79	.0002862000	254.78-	206.01
4001	COUNTY GENERAL FUND	328,800.49	.2042252663	328,800.49	.2042252663	181,805.29-	146,995.20
4002	E.R.A.F.	93,142.59	.0578602603	93,142.59	.0578602603	51,508.32-	41,634.27
4004	E.R.A.F. 93-94 SHIFT	193,641.19	.1202733837	193,641.19	.1202733837	107,069.70-	86,571.49
4005	VTA. CO. OFFICE EDUCATION	26,093.23	.0162070374	26,093.23	.0162070374	14,427.82-	11,665.41
6100	* COUNTY FLOOD ZN ADM	4,022.71	.0024985930	4,022.71	.0024985930	2,224.30-	1,798.41
6120	* COUNTY FLOOD ZN #2	39,643.99	.0246236929	39,643.99	.0246236929	21,920.49-	17,723.50
7770	UNITED WTR CONS DIST	10,178.29	.0063211432	10,178.29	.0063211432	5,627.20-	4,551.09
8031	CITY OXNARD DIST #1	279,567.31	.1736394070	279,567.31	.1736394070	154,577.16-	124,990.15
8600	CALLEGUAS MUN WTR	13,847.06	.0085995390	13,847.06	.0085995390	7,655.48-	6,191.58
TRA 03016	Totals:	1,609,995.32	1.0000000000	1,609,995.32	1.0000000000	890,219.37-	719,775.95

*** Gross Assessed Valuation Information(Assessed valuations Minus Local Exemptions) ***

	Prior Year A/V	Transfers	Current Year AVI	A/V
Secured	160,345,480			72,043,654
Unsecured	12,500			12,000
State Assessed	719,611			
	161,077,591		89,021,937-	72,055,654

Fund NO.	Description	Prior Year Allocation	Prior Year Factor	Adjusted Prior Year Allocation	Adjusted Prior Year Factor	Annual Tax Increment	Current Year Allocation
1015	EL SCH GEN PT HUE	24,540.15	.1952862703	24,540.15	.1952862703	1,085.48	25,625.63
2007	HI SCH GEN OXNARD	17,574.78	.1398569911	17,574.78	.1398569911	777.38	18,352.16
2015	VTA COM COLLEGE GEN	7,140.04	.0568191212	7,140.04	.0568191212	315.82	7,455.86
2019	VTA COLLEGE CHILD CTR	36.91	.0002937897	36.91	.0002937897	1.63	38.54
4001	COUNTY GENERAL FUND	23,963.74	.1906966684	23,963.74	.1906966684	1,059.96	25,023.70
4002	E.R.A.F.	6,678.48	.0531278239	6,678.48	.0531278239	295.31	6,973.79
4004	E.R.A.F. 93-94 SHIFT	14,678.49	.1168122416	14,678.49	.1168122416	649.29	15,327.78
4005	VTA. CO. OFFICE EDUCATION	3,192.14	.0254024383	3,192.14	.0254024383	141.20	3,333.34
6100	* COUNTY FLOOD ZN ADM	321.81	.0025607917	321.81	.0025607917	14.23	336.04
6120	* COUNTY FLOOD ZN #2	3,171.35	.0252370644	3,171.35	.0252370644	140.28	3,311.63
7770	UNITED WTR CONS DIST	788.92	.0062788048	788.92	.0062788048	34.90	823.82
8031	CITY OXNARD DIST #1	23,575.72	.1876279946	23,575.72	.1876279946	1,042.91	24,618.63
TRA 03017	Totals:	125,662.53	1.0000000000	125,662.53	1.0000000000	5,558.39	131,220.92

*** Gross Assessed Valuation Information(Assessed valuations Minus Local Exemptions) ***

	Prior Year	Transfers	Current Year	
	A/V		AVI	A/V
Secured	12,611,470			13,167,309
Unsecured				
State Assessed				
	12,611,470		555,839	13,167,309

Fund NO.	Description	Prior Year Allocation	Prior Year Factor	Adjusted Prior Year Allocation	Adjusted Prior Year Factor	Annual Tax Increment	Current Year Allocation
1015	EL SCH GEN PT HUE	5,522.34	.1956623393	5,522.34	.1956623393	109.81	5,632.15
2007	HI SCH GEN OXNARD	3,954.06	.1400970974	3,954.06	.1400970974	78.62	4,032.68
2015	VTA COM COLLEGE GEN	1,606.40	.0569172499	1,606.40	.0569172499	31.94	1,638.34
2019	VTA COLLEGE CHILD CTR	8.26	.0002928036	8.26	.0002928036	.16	8.42
4001	COUNTY GENERAL FUND	5,105.55	.1809047062	5,105.55	.1809047062	101.53	5,207.08
4002	E.R.A.F.	1,611.85	.0572015580	1,611.85	.0572015580	32.10	1,643.95
4004	E.R.A.F. 93-94 SHIFT	3,177.08	.1125561836	3,177.08	.1125561836	63.17	3,240.25
4005	VTA. CO. OFFICE EDUCATION	715.14	.0253381040	715.14	.0253381040	14.22	729.36
6100	* COUNTY FLOOD ZN ADM	72.33	.0025628781	72.33	.0025628781	1.44	73.77
6120	* COUNTY FLOOD ZN #2	713.48	.0252800786	713.48	.0252800786	14.19	727.67
7770	UNITED WTR CONS DIST	181.31	.0064168856	181.31	.0064168856	3.60	184.91
8031	CITY OXNARD DIST #1	5,306.28	.1879426153	5,306.28	.1879426153	105.48	5,411.76
8600	CALLEGUAS MUN WTR	249.51	.0088275004	249.51	.0088275004	4.95	254.46
TRA 03018	Totals:	28,223.59	1.0000000000	28,223.59	1.0000000000	561.21	28,784.80

*** Gross Assessed Valuation Information(Assessed valuations Minus Local Exemptions) ***

	Prior Year A/V	Transfers	Current Year AVI	A/V
Secured	2,806,325			2,862,446
Unsecured				
State Assessed				
	2,806,325		56,121	2,862,446

Fund NO.	Description	Prior Year Allocation	Prior Year Factor	Adjusted Prior Year Allocation	Adjusted Prior Year Factor	Annual Tax Increment	Current Year Allocation
1031	EL SCH GEN OXNARD	271,423.70	.2021522458	271,423.70	.2021522458	6,406.60	277,830.30
2007	HI SCH GEN OXNARD	191,334.61	.1425031211	191,334.61	.1425031211	4,516.20	195,850.81
2015	VTA COM COLLEGE GEN	77,732.66	.0578941028	77,732.66	.0578941028	1,834.78	79,567.44
2019	VTA COLLEGE CHILD CTR	400.56	.0002983275	400.56	.0002983275	9.45	410.01
4001	COUNTY GENERAL FUND	248,338.63	.1849588355	248,338.63	.1849588355	5,861.72	254,200.35
4002	E.R.A.F.	76,452.81	.0569408986	76,452.81	.0569408986	1,804.57	78,257.38
4004	E.R.A.F. 93-94 SHIFT	150,633.83	.1121897796	150,633.83	.1121897796	3,555.51	154,189.34
4005	VTA. CO. OFFICE EDUCATION	22,402.56	.0166850858	22,402.56	.0166850858	528.78	22,931.34
6100	* COUNTY FLOOD ZN ADM	3,430.20	.0025547657	3,430.20	.0025547657	80.97	3,511.17
6120	* COUNTY FLOOD ZN #2	33,805.08	.0251774989	33,805.08	.0251774989	797.92	34,603.00
7770	UNITED WTR CONS DIST	8,545.34	.0063644461	8,545.34	.0063644461	201.70	8,747.04
8031	CITY OXNARD DIST #1	248,001.73	.1847079199	248,001.73	.1847079199	5,853.76	253,855.49
8600	CALLEGUAS MUN WTR	10,168.01	.0075729727	10,168.01	.0075729727	240.00	10,408.01
TRA 03019	Totals:	1,342,669.72	1.0000000000	1,342,669.72	1.0000000000	31,691.96	1,374,361.68

*** Gross Assessed Valuation Information(Assessed valuations Minus Local Exemptions) ***

	Prior Year A/V	Transfers	Current Year AVI	A/V
Secured	134,173,381		137,387,177	
Unsecured	101,200		56,600	
State Assessed				
	134,274,581		3,169,196	137,443,777

Fund NO.	Description	Prior Year Allocation	Prior Year Factor	Adjusted Prior Year Allocation	Adjusted Prior Year Factor	Annual Tax Increment	Current Year Allocation
1037	EL SCH GEN RIO	.02	.2000000000	.02	.2000000000		.02
2007	HI SCH GEN OXNARD	.01	.1000000000	.01	.1000000000		.01
2015	VTA COM COLLEGE GEN	.01	.1000000000	.01	.1000000000		.01
4001	COUNTY GENERAL FUND	.02	.2000000000	.02	.2000000000		.02
4002	E.R.A.F.	.01	.1000000000	.01	.1000000000		.01
4004	E.R.A.F. 93-94 SHIFT	.01	.1000000000	.01	.1000000000		.01
8031	CITY OXNARD DIST #1	.02	.2000000000	.02	.2000000000		.02
TRA 03020	Totals:	.10	1.0000000000	.10	1.0000000000		.10

Fund NO.	Description	Prior Year Allocation	Prior Year Factor	Adjusted Prior Year Allocation	Adjusted Prior Year Factor	Annual Tax Increment	Current Year Allocation
1031	EL SCH GEN OXNARD	117,535.52	.1924407963	117,535.52	.1924407963	1,968.49	119,504.01
2007	HI SCH GEN OXNARD	82,853.57	.1356560670	82,853.57	.1356560670	1,387.63	84,241.20
2015	VTA COM COLLEGE GEN	33,660.47	.0551123155	33,660.47	.0551123155	563.75	34,224.22
2019	VTA COLLEGE CHILD CTR	174.03	.0002848960	174.03	.0002848960	2.91	176.94
4001	COUNTY GENERAL FUND	126,915.49	.2078203055	126,915.49	.2078203055	2,125.82	129,041.31
4002	E.R.A.F.	35,559.04	.0581624962	35,559.04	.0581624962	594.95	36,153.99
4004	E.R.A.F. 93-94 SHIFT	73,290.49	.1199725015	73,290.49	.1199725015	1,227.21	74,517.70
4005	VTA. CO. OFFICE EDUCATION	9,841.93	.0161141542	9,841.93	.0161141542	164.83	10,006.76
6100	* COUNTY FLOOD ZN ADM	1,516.28	.0024825803	1,516.28	.0024825803	25.39	1,541.67
6120	* COUNTY FLOOD ZN #2	14,950.69	.0244787500	14,950.69	.0244787500	250.39	15,201.08
7770	UNITED WTR CONS DIST	3,845.88	.0063042081	3,845.88	.0063042081	64.49	3,910.37
8031	CITY OXNARD DIST #1	105,403.32	.1726223820	105,403.32	.1726223820	1,765.76	107,169.08
8600	CALLEGUAS MUN WTR	5,215.24	.0085485474	5,215.24	.0085485474	87.44	5,302.68
TRA 03021	Totals:	610,761.95	1.0000000000	610,761.95	1.0000000000	10,229.06	620,991.01

*** Gross Assessed Valuation Information(Assessed valuations Minus Local Exemptions) ***

	Prior Year A/V	Transfers	Current Year AVI	A/V
Secured	61,083,751			62,076,257
Unsecured				30,400
State Assessed				
	61,083,751		1,022,906	62,106,657

Fund NO.	Description	Prior Year Allocation	Prior Year Factor	Adjusted Prior Year Allocation	Adjusted Prior Year Factor	Annual Tax Increment	Current Year Allocation
1031	EL SCH GEN OXNARD		.1990243902		.1990243902		
2007	HI SCH GEN OXNARD		.1403195041		.1403195041		
2015	VTA COM COLLEGE GEN		.0569861707		.0569861707		
2019	VTA COLLEGE CHILD CTR		.0002384359		.0002384359		
4001	COUNTY GENERAL FUND		.2103827185		.2103827185		
4002	E.R.A.F.		.0553658537		.0553658537		
4004	E.R.A.F. 93-94 SHIFT		.1237804878		.1237804878		
4005	VTA. CO. OFFICE EDUCATION		.0159756098		.0159756098		
6100	* COUNTY FLOOD ZN ADM		.0025609756		.0025609756		
6140	* COUNTY FLOOD ZN #4		.0015853659		.0015853659		
7770	UNITED WTR CONS DIST		.0064634146		.0064634146		
8031	CITY OXNARD DIST #1		.1786585366		.1786585366		
8600	CALLEGUAS MUN WTR		.0086585366		.0086585366		
TRA 03022	Totals:		1.0000000000		1.0000000000		

No Taxable Parcels Within TRA=03022

Fund NO.	Description	Prior Year Allocation	Prior Year Factor	Adjusted Prior Year Allocation	Adjusted Prior Year Factor	Annual Tax Increment	Current Year Allocation
1037	EL SCH GEN RIO	52.40	.2011910865	52.40	.2011910865	.90	53.30
2007	HI SCH GEN OXNARD	37.04	.1421436004	37.04	.1421436004	.64	37.68
2015	VTA COM COLLEGE GEN	15.02	.0577443368	15.02	.0577443368	.26	15.28
2019	VTA COLLEGE CHILD CTR	.08	.0002881613	.08	.0002881613		.08
4001	COUNTY GENERAL FUND	47.91	.1836230797	47.91	.1836230797	.81	48.72
4002	E.R.A.F.	13.73	.0526094247	13.73	.0526094247	.24	13.97
4004	E.R.A.F. 93-94 SHIFT	29.67	.1138239549	29.67	.1138239549	.51	30.18
4005	VTA. CO. OFFICE EDUCATION	6.67	.0256585174	6.67	.0256585174	.12	6.79
6100	* COUNTY FLOOD ZN ADM	.69	.0025975919	.69	.0025975919	.01	.70
6120	* COUNTY FLOOD ZN #2	6.66	.0256407454	6.66	.0256407454	.12	6.78
7770	UNITED WTR CONS DIST	1.66	.0063360537	1.66	.0063360537	.03	1.69
8031	CITY OXNARD DIST #1	49.08	.1883434473	49.08	.1883434473	.85	49.93
TRA 03023	Totals:	260.61	1.0000000000	260.61	1.0000000000	4.49	265.10

*** Gross Assessed Valuation Information(Assessed valuations Minus Local Exemptions) ***

	Prior Year	Transfers	Current Year
Secured	A/V 22,443		AVI 22,892
Unsecured			
State Assessed			
	22,443		449
			22,892

Fund NO.	Description	Prior Year Allocation	Prior Year Factor	Adjusted Prior Year Allocation	Adjusted Prior Year Factor	Annual Tax Increment	Current Year Allocation
1037	EL SCH GEN RIO	4,657.87	.1923553108	4,657.87	.1923553108	83.79	4,741.66
2007	HI SCH GEN OXNARD	3,290.55	.1358895634	3,290.55	.1358895634	59.19	3,349.74
2015	VTA COM COLLEGE GEN	1,336.84	.0552074192	1,336.84	.0552074192	24.05	1,360.89
2019	VTA COLLEGE CHILD CTR	6.88	.0002844572	6.88	.0002844572	.12	7.00
4001	COUNTY GENERAL FUND	4,838.56	.1998173746	4,838.56	.1998173746	87.05	4,925.61
4002	E.R.A.F.	1,360.17	.0561709193	1,360.17	.0561709193	24.47	1,384.64
4004	E.R.A.F. 93-94 SHIFT	2,900.27	.1197713082	2,900.27	.1197713082	52.17	2,952.44
4005	VTA. CO. OFFICE EDUCATION	599.74	.0247670389	599.74	.0247670389	10.79	610.53
6100	* COUNTY FLOOD ZN ADM	59.20	.0024450481	59.20	.0024450481	1.07	60.27
6120	* COUNTY FLOOD ZN #2	583.37	.0240919468	583.37	.0240919468	10.49	593.86
7770	UNITED WTR CONS DIST	148.60	.0061365721	148.60	.0061365721	2.67	151.27
8031	CITY OXNARD DIST #1	4,113.34	.1698678805	4,113.34	.1698678805	73.99	4,187.33
8600	CALLEGUAS MUN WTR	319.52	.0131951609	319.52	.0131951609	5.75	325.27
TRA 03024	Totals:	24,214.91	1.0000000000	24,214.91	1.0000000000	435.60	24,650.51

*** Gross Assessed Valuation Information(Assessed valuations Minus Local Exemptions) ***

	Prior Year A/V	Transfers	Current Year AVI	A/V
Secured	2,398,119			2,446,079
Unsecured	52,400			48,000
State Assessed				
	2,450,519		43,560	2,494,079

Fund NO.	Description	Prior Year Allocation	Prior Year Factor	Adjusted Prior Year Allocation	Adjusted Prior Year Factor	Annual Tax Increment	Current Year Allocation
1031	EL SCH GEN OXNARD	236,469.29	.1930174471	236,469.29	.1930174471	12,189.54	248,658.83
2007	HI SCH GEN OXNARD	166,694.14	.1360636800	166,694.14	.1360636800	8,592.77	175,286.91
2015	VTA COM COLLEGE GEN	67,722.43	.0552782469	67,722.43	.0552782469	3,490.96	71,213.39
2019	VTA COLLEGE CHILD CTR	350.06	.0002857597	350.06	.0002857597	18.05	368.11
4001	COUNTY GENERAL FUND	249,481.69	.2036395996	249,481.69	.2036395996	12,860.36	262,342.05
4002	E.R.A.F.	70,959.21	.0579281488	70,959.21	.0579281488	3,658.31	74,617.52
4004	E.R.A.F. 93-94 SHIFT	147,417.62	.1203282010	147,417.62	.1203282010	7,599.03	155,016.65
4005	VTA. CO. OFFICE EDUCATION	19,799.71	.0161614505	19,799.71	.0161614505	1,020.64	20,820.35
6100	* COUNTY FLOOD ZN ADM	3,052.49	.0024915795	3,052.49	.0024915795	157.35	3,209.84
6120	* COUNTY FLOOD ZN #2	30,080.31	.0245529854	30,080.31	.0245529854	1,550.58	31,630.89
7770	UNITED WTR CONS DIST	7,731.20	.0063097283	7,731.20	.0063097283	398.48	8,129.68
8031	CITY OXNARD DIST #1	214,853.63	.1753681315	214,853.63	.1753681315	11,074.94	225,928.57
8600	CALLEGUAS MUN WTR	10,506.88	.0085750417	10,506.88	.0085750417	541.54	11,048.42
TRA 03025	Totals:	1,225,118.66	1.0000000000	1,225,118.66	1.0000000000	63,152.55	1,288,271.21

*** Gross Assessed Valuation Information(Assessed valuations Minus Local Exemptions) ***

	Prior Year A/V	Transfers	Current Year AVI	A/V
Secured	121,926,494		128,206,527	
Unsecured	1,023,000		1,058,222	
State Assessed				
	122,949,494		6,315,255	129,264,749

Fund NO.	Description	Prior Year Allocation	Prior Year Factor	Adjusted Prior Year Allocation	Adjusted Prior Year Factor	Annual Tax Increment	Current Year Allocation
1029	EL SCH GEN OCN VIEW	95,335.27	.1802178453	95,335.27	.1802178453	3,510.49	98,845.76
2007	HI SCH GEN OXNARD	72,340.63	.1367496934	72,340.63	.1367496934	2,663.76	75,004.39
2015	VTA COM COLLEGE GEN	29,389.67	.0555570231	29,389.67	.0555570231	1,082.20	30,471.87
2019	VTA COLLEGE CHILD CTR	151.95	.0002872158	151.95	.0002872158	5.59	157.54
4001	COUNTY GENERAL FUND	108,268.89	.2046662407	108,268.89	.2046662407	3,986.72	112,255.61
4002	E.R.A.F.	30,802.95	.0582201284	30,802.95	.0582201284	1,134.08	31,937.03
4004	E.R.A.F. 93-94 SHIFT	63,973.93	.1209347432	63,973.93	.1209347432	2,355.70	66,329.63
4005	VTA. CO. OFFICE EDUCATION	13,211.24	.0249739581	13,211.24	.0249739581	486.47	13,697.71
6100	* COUNTY FLOOD ZN ADM	1,324.76	.0025042381	1,324.76	.0025042381	48.78	1,373.54
6120	* COUNTY FLOOD ZN #2	13,054.07	.0246768860	13,054.07	.0246768860	480.68	13,534.75
7770	UNITED WTR CONS DIST	3,354.20	.0063415664	3,354.20	.0063415664	123.53	3,477.73
8031	CITY OXNARD DIST #1	93,234.23	.1762521056	93,234.23	.1762521056	3,433.24	96,667.47
8600	CALLEGUAS MUN WTR	4,558.45	.0086183559	4,558.45	.0086183559	167.88	4,726.33
TRA 03026	Totals:	529,000.24	1.0000000000	529,000.24	1.0000000000	19,479.12	548,479.36

*** Gross Assessed Valuation Information(Assessed valuations Minus Local Exemptions) ***

	Prior Year A/V	Transfers	Current Year AVI	A/V
Secured	54,952,291			56,900,203
Unsecured				
State Assessed				
	54,952,291		1,947,912	56,900,203

Fund NO.	Description	Prior Year Allocation	Prior Year Factor	Adjusted Prior Year Allocation	Adjusted Prior Year Factor	Annual Tax Increment	Current Year Allocation
1031	EL SCH GEN OXNARD	4,142.60	.2024584717	4,142.60	.2024584717	82.97	4,225.57
2007	HI SCH GEN OXNARD	2,920.22	.1427184628	2,920.22	.1427184628	58.48	2,978.70
2015	VTA COM COLLEGE GEN	1,186.40	.0579819907	1,186.40	.0579819907	23.76	1,210.16
2019	VTA COLLEGE CHILD CTR	6.11	.0002991782	6.11	.0002991782	.12	6.23
4001	COUNTY GENERAL FUND	3,772.37	.1843651175	3,772.37	.1843651175	75.54	3,847.91
4002	E.R.A.F.	1,159.79	.0566863251	1,159.79	.0566863251	23.23	1,183.02
4004	E.R.A.F. 93-94 SHIFT	2,288.07	.1118266151	2,288.07	.1118266151	45.83	2,333.90
4005	VTA. CO. OFFICE EDUCATION	342.34	.0167311452	342.34	.0167311452	6.86	349.20
6100	* COUNTY FLOOD ZN ADM	52.41	.0025613956	52.41	.0025613956	1.05	53.46
6120	* COUNTY FLOOD ZN #2	515.86	.0252101025	515.86	.0252101025	10.33	526.19
7770	UNITED WTR CONS DIST	130.78	.0063912808	130.78	.0063912808	2.62	133.40
8031	CITY OXNARD DIST #1	3,788.65	.1851559634	3,788.65	.1851559634	75.88	3,864.53
8600	CALLEGUAS MUN WTR	155.81	.0076139514	155.81	.0076139514	3.12	158.93
TRA 03027	Totals:	20,461.41	1.0000000000	20,461.41	1.0000000000	409.79	20,871.20

*** Gross Assessed Valuation Information(Assessed valuations Minus Local Exemptions) ***

	Prior Year A/V	Transfers	Current Year AVI	A/V
Secured	2,049,168			2,090,147
Unsecured				
State Assessed				
	2,049,168		40,979	2,090,147

Fund NO.	Description	Prior Year Allocation	Prior Year Factor	Adjusted Prior Year Allocation	Adjusted Prior Year Factor	Annual Tax Increment	Current Year Allocation
1037	EL SCH GEN RIO	370,710.51	.1919570996	370,710.51	.1919570996	7,464.81	378,175.32
2007	HI SCH GEN OXNARD	261,893.36	.1356106476	261,893.36	.1356106476	5,273.61	267,166.97
2015	VTA COM COLLEGE GEN	106,398.96	.0550942988	106,398.96	.0550942988	2,142.50	108,541.46
2019	VTA COLLEGE CHILD CTR	550.06	.0002848330	550.06	.0002848330	11.08	561.14
4001	COUNTY GENERAL FUND	389,143.70	.2015019387	389,143.70	.2015019387	7,836.00	396,979.70
4002	E.R.A.F.	110,759.25	.0573521038	110,759.25	.0573521038	2,230.30	112,989.55
4004	E.R.A.F. 93-94 SHIFT	229,512.68	.1188436514	229,512.68	.1188436514	4,621.58	234,134.26
4005	VTA. CO. OFFICE EDUCATION	47,819.59	.0247614013	47,819.59	.0247614013	962.92	48,782.51
6100	* COUNTY FLOOD ZN ADM	4,787.92	.0024792250	4,787.92	.0024792250	96.41	4,884.33
6120	* COUNTY FLOOD ZN #2	47,182.23	.0244313733	47,182.23	.0244313733	950.08	48,132.31
7770	UNITED WTR CONS DIST	12,112.68	.0062720488	12,112.68	.0062720488	243.91	12,356.59
8031	CITY OXNARD DIST #1	333,598.58	.1727402268	333,598.58	.1727402268	6,717.50	340,316.08
8600	CALLEGUAS MUN WTR	16,745.85	.0086711519	16,745.85	.0086711519	337.20	17,083.05
TRA 03028	Totals:	1,931,215.37	1.0000000000	1,931,215.37	1.0000000000	38,887.90	1,970,103.27

*** Gross Assessed Valuation Information(Assessed valuations Minus Local Exemptions) ***

	Prior Year A/V	Transfers	Current Year AVI	A/V
Secured	187,752,655		191,847,185	
Unsecured	5,408,910		5,203,170	
State Assessed				
	193,161,565		3,888,790	197,050,355

Fund NO.	Description	Prior Year Allocation	Prior Year Factor	Adjusted Prior Year Allocation	Adjusted Prior Year Factor	Annual Tax Increment	Current Year Allocation
1015	EL SCH GEN PT HUE	6,416.02	.1894641790	6,416.02	.1894641790	143.88	6,559.90
2007	HI SCH GEN OXNARD	4,594.85	.1356852487	4,594.85	.1356852487	103.04	4,697.89
2015	VTA COM COLLEGE GEN	1,866.71	.0551241509	1,866.71	.0551241509	41.86	1,908.57
2019	VTA COLLEGE CHILD CTR	9.65	.0002845117	9.65	.0002845117	.22	9.87
4001	COUNTY GENERAL FUND	10,684.86	.3158695636	10,684.86	.3158695636	239.87	10,924.73
4002	E.R.A.F.	876.57		876.57			876.57
4004	E.R.A.F. 93-94 SHIFT	1,871.01		1,871.01			1,871.01
4005	VTA. CO. OFFICE EDUCATION	839.17	.0247803300	839.17	.0247803300	18.82	857.99
6100	* COUNTY FLOOD ZN ADM	97.88	.0028920072	97.88	.0028920072	2.20	100.08
6120	* COUNTY FLOOD ZN #2	998.29	.0294890979	998.29	.0294890979	22.39	1,020.68
7770	UNITED WTR CONS DIST	340.48	.0100626927	340.48	.0100626927	7.64	348.12
8031	CITY OXNARD DIST #1	7,537.25	.2226809552	7,537.25	.2226809552	169.10	7,706.35
8600	CALLEGUAS MUN WTR	462.44	.0136672631	462.44	.0136672631	10.38	472.82
TRA 03029	Totals:	36,595.18	1.0000000000	36,595.18	1.0000000000	759.40	37,354.58

*** Gross Assessed Valuation Information(Assessed valuations Minus Local Exemptions) ***

	Prior Year A/V	Transfers	Current Year AVI	A/V
Secured	3,797,000			3,872,940
Unsecured				
State Assessed				
	3,797,000		75,940	3,872,940

Fund NO.	Description	Prior Year Allocation	Prior Year Factor	Adjusted Prior Year Allocation	Adjusted Prior Year Factor	Annual Tax Increment	Current Year Allocation
1029	EL SCH GEN OCN VIEW	38,943.92	.1807385714	38,943.92	.1807385714	12,918.47-	26,025.45
2007	HI SCH GEN OXNARD	29,550.77	.1371449576	29,550.77	.1371449576	9,802.57-	19,748.20
2015	VTA COM COLLEGE GEN	12,005.54	.0557176167	12,005.54	.0557176167	3,982.47-	8,023.07
2019	VTA COLLEGE CHILD CTR	62.07	.0002880693	62.07	.0002880693	20.59-	41.48
4001	COUNTY GENERAL FUND	68,793.91	.3192725105	68,793.91	.3192725105	22,820.31-	45,973.60
4002	E.R.A.F.	21,777.48		21,777.48			21,777.48
4004	E.R.A.F. 93-94 SHIFT	45,268.48		45,268.48			45,268.48
4005	VTA. CO. OFFICE EDUCATION	5,396.76	.0250462750	5,396.76	.0250462750	1,790.21-	3,606.55
6100	* COUNTY FLOOD ZN ADM	629.97	.0029237253	629.97	.0029237253	208.98-	420.99
6120	* COUNTY FLOOD ZN #2	6,422.50	.0298067241	6,422.50	.0298067241	2,130.47-	4,292.03
7770	UNITED WTR CONS DIST	2,191.63	.0101712501	2,191.63	.0101712501	727.00-	1,464.63
8031	CITY OXNARD DIST #1	48,497.28	.2250756227	48,497.28	.2250756227	16,087.51-	32,409.77
8600	CALLEGUAS MUN WTR	2,976.67	.0138146773	2,976.67	.0138146773	987.42-	1,989.25
TRA 03030	Totals:	282,516.98	1.0000000000	282,516.98	1.0000000000	71,476.00-	211,040.98

*** Gross Assessed Valuation Information(Assessed valuations Minus Local Exemptions) ***

	Prior Year A/V	Transfers	Current Year AVI	A/V
Secured				
Unsecured	347,600			
State Assessed	28,026,541			21,226,541
	28,374,141		7,147,600-	21,226,541

Fund NO.	Description	Prior Year Allocation	Prior Year Factor	Adjusted Prior Year Allocation	Adjusted Prior Year Factor	Annual Tax Increment	Current Year Allocation
1015	EL SCH GEN PT HUE		.1992187500		.1992187500		
2007	HI SCH GEN OXNARD		.1428571429		.1428571429		
2015	VTA COM COLLEGE GEN		.0561224490		.0561224490		
4001	COUNTY GENERAL FUND		.2202912415		.2202912415		
4002	E.R.A.F.		.0494791667		.0494791667		
4004	E.R.A.F. 93-94 SHIFT		.1302083333		.1302083333		
4005	VTA. CO. OFFICE EDUCATION		.0117187500		.0117187500		
6100	* COUNTY FLOOD ZN ADM		.0013020833		.0013020833		
6140	* COUNTY FLOOD ZN #4		.0013020833		.0013020833		
8031	CITY OXNARD DIST #1		.1796875000		.1796875000		
8600	CALLEGUAS MUN WTR		.0078125000		.0078125000		
TRA 03031 Totals:			1.0000000000		1.0000000000		

No Taxable Parcels Within TRA=03031

Fund NO.	Description	Prior Year Allocation	Prior Year Factor	Adjusted Prior Year Allocation	Adjusted Prior Year Factor	Annual Tax Increment	Current Year Allocation
1029	EL SCH GEN OCN VIEW	294.44	.1882183908	294.44	.1882183908		294.44
2007	HI SCH GEN OXNARD	222.98	.1425400989	222.98	.1425400989		222.98
2015	VTA COM COLLEGE GEN	90.58	.0579037627	90.58	.0579037627		90.58
2019	VTA COLLEGE CHILD CTR	.31	.0002017553	.31	.0002017553		.31
4001	COUNTY GENERAL FUND	331.33	.2118256475	331.33	.2118256475		331.33
4002	E.R.A.F.	76.42	.0488505747	76.42	.0488505747		76.42
4004	E.R.A.F. 93-94 SHIFT	195.55	.1250000000	195.55	.1250000000		195.55
4005	VTA. CO. OFFICE EDUCATION	42.72	.0272988506	42.72	.0272988506		42.72
6100	* COUNTY FLOOD ZN ADM	4.50	.0028735632	4.50	.0028735632		4.50
6140	* COUNTY FLOOD ZN #4	2.25	.0014367816	2.25	.0014367816		2.25
8031	CITY OXNARD DIST #1	289.76	.1852298850	289.76	.1852298850		289.76
8600	CALLEGUAS MUN WTR	13.49	.0086206897	13.49	.0086206897		13.49
TRA 03032	Totals:	1,564.33	1.0000000000	1,564.33	1.0000000000		1,564.33

*** Gross Assessed Valuation Information(Assessed valuations Minus Local Exemptions) ***

	Prior Year A/V	Transfers	Current Year AVI	A/V
Secured				
Unsecured				
State Assessed	156,710			156,710
	156,710			156,710

Fund NO.	Description	Prior Year Allocation	Prior Year Factor	Adjusted Prior Year Allocation	Adjusted Prior Year Factor	Annual Tax Increment	Current Year Allocation
1015	EL SCH GEN PT HUE	814,662.07	.1889206032	814,662.07	.1889206032	55,310.02	869,972.09
2007	HI SCH GEN OXNARD	583,431.25	.1352980405	583,431.25	.1352980405	39,611.02	623,042.27
2015	VTA COM COLLEGE GEN	237,029.28	.0549672267	237,029.28	.0549672267	16,092.68	253,121.96
2019	VTA COLLEGE CHILD CTR	1,225.29	.0002841456	1,225.29	.0002841456	83.19	1,308.48
4001	COUNTY GENERAL FUND	873,202.43	.2024961486	873,202.43	.2024961486	59,284.50	932,486.93
4002	E.R.A.F.	248,504.88	.0576284239	248,504.88	.0576284239	16,871.79	265,376.67
4004	E.R.A.F. 93-94 SHIFT	515,942.78	.1196474273	515,942.78	.1196474273	35,029.01	550,971.79
4005	VTA. CO. OFFICE EDUCATION	106,548.65	.0247086930	106,548.65	.0247086930	7,233.93	113,782.58
6100	* COUNTY FLOOD ZN ADM	10,683.84	.0024775894	10,683.84	.0024775894	725.36	11,409.20
6120	* COUNTY FLOOD ZN #2	105,281.64	.0244148737	105,281.64	.0244148737	7,147.91	112,429.55
7770	UNITED WTR CONS DIST	27,043.32	.0062713614	27,043.32	.0062713614	1,836.06	28,879.38
8031	CITY OXNARD DIST #1	751,884.95	.1743625550	751,884.95	.1743625550	51,047.88	802,932.83
8600	CALLEGUAS MUN WTR	36,752.44	.0085229117	36,752.44	.0085229117	2,495.24	39,247.68
TRA 03033	Totals:	4,312,192.82	1.0000000000	4,312,192.82	1.0000000000	292,768.59	4,604,961.41

*** Gross Assessed Valuation Information(Assessed valuations Minus Local Exemptions) ***

	Prior Year A/V	Transfers	Current Year AVI	A/V
Secured	433,606,392		462,867,721	
Unsecured	506,200		521,730	
State Assessed				
	434,112,592		29,276,859	463,389,451

Fund NO.	Description	Prior Year Allocation	Prior Year Factor	Adjusted Prior Year Allocation	Adjusted Prior Year Factor	Annual Tax Increment	Current Year Allocation
1031	EL SCH GEN OXNARD	167,735.03	.1932943961	167,735.03	.1932943961	8,309.49	176,044.52
2007	HI SCH GEN OXNARD	118,241.21	.1362587496	118,241.21	.1362587496	5,857.60	124,098.81
2015	VTA COM COLLEGE GEN	48,037.67	.0553576194	48,037.67	.0553576194	2,379.76	50,417.43
2019	VTA COLLEGE CHILD CTR	248.38	.0002862204	248.38	.0002862204	12.30	260.68
4001	COUNTY GENERAL FUND	177,767.51	.2048554251	177,767.51	.2048554251	8,806.48	186,573.99
4002	E.R.A.F.	50,227.97	.0578801910	50,227.97	.0578801910	2,488.20	52,716.17
4004	E.R.A.F. 93-94 SHIFT	104,572.07	.1205068819	104,572.07	.1205068819	5,180.44	109,752.51
4005	VTA. CO. OFFICE EDUCATION	14,044.76	.0161849077	14,044.76	.0161849077	695.77	14,740.53
6100	* COUNTY FLOOD ZN ADM	2,165.28	.0024952007	2,165.28	.0024952007	107.27	2,272.55
6120	* COUNTY FLOOD ZN #2	21,336.97	.0245882637	21,336.97	.0245882637	1,057.02	22,393.99
7770	UNITED WTR CONS DIST	5,479.94	.0063151521	5,479.94	.0063151521	271.48	5,751.42
8031	CITY OXNARD DIST #1	150,461.34	.1733895821	150,461.34	.1733895821	7,453.80	157,915.14
8600	CALLEGUAS MUN WTR	7,451.69	.0085874102	7,451.69	.0085874102	369.16	7,820.85
TRA 03034	Totals:	867,769.82	1.0000000000	867,769.82	1.0000000000	42,988.77	910,758.59

*** Gross Assessed Valuation Information(Assessed valuations Minus Local Exemptions) ***

	Prior Year A/V	Transfers	Current Year AVI	A/V
Secured	87,285,104			91,564,091
Unsecured	203,100			222,990
State Assessed				
	87,488,204		4,298,877	91,787,081

Fund NO.	Description	Prior Year Allocation	Prior Year Factor	Adjusted Prior Year Allocation	Adjusted Prior Year Factor	Annual Tax Increment	Current Year Allocation
1037	EL SCH GEN RIO	50,631.82	.2012059820	50,631.82	.2012059820	2,788.52	53,420.34
2007	HI SCH GEN OXNARD	35,769.96	.1421464966	35,769.96	.1421464966	1,970.02	37,739.98
2015	VTA COM COLLEGE GEN	14,531.96	.0577486313	14,531.96	.0577486313	800.34	15,332.30
2019	VTA COLLEGE CHILD CTR	74.66	.0002966775	74.66	.0002966775	4.11	78.77
4001	COUNTY GENERAL FUND	46,189.67	.1835533442	46,189.67	.1835533442	2,543.88	48,733.55
4002	E.R.A.F.	13,237.34	.0526025535	13,237.34	.0526025535	729.02	13,966.36
4004	E.R.A.F. 93-94 SHIFT	28,632.74	.1137840580	28,632.74	.1137840580	1,576.94	30,209.68
4005	VTA. CO. OFFICE EDUCATION	6,473.96	.0257268598	6,473.96	.0257268598	356.55	6,830.51
6100	* COUNTY FLOOD ZN ADM	654.72	.0026017738	654.72	.0026017738	36.06	690.78
6120	* COUNTY FLOOD ZN #2	6,454.51	.0256496719	6,454.51	.0256496719	355.48	6,809.99
7770	UNITED WTR CONS DIST	1,594.65	.0063369254	1,594.65	.0063369254	87.82	1,682.47
8031	CITY OXNARD DIST #1	47,395.66	.1883470260	47,395.66	.1883470260	2,610.31	50,005.97
TRA 03036	Totals:	251,641.65	1.0000000000	251,641.65	1.0000000000	13,859.05	265,500.70

*** Gross Assessed Valuation Information(Assessed valuations Minus Local Exemptions) ***

	Prior Year	Transfers	Current Year	AVI	A/V
Secured	25,278,488				26,636,393
Unsecured					28,000
State Assessed					
	25,278,488		1,385,905		26,664,393

Fund NO.	Description	Prior Year Allocation	Prior Year Factor	Adjusted Prior Year Allocation	Adjusted Prior Year Factor	Annual Tax Increment	Current Year Allocation
1031	EL SCH GEN OXNARD	27,119.15	.2024538414	27,119.15	.2024538414	706.92	27,826.07
2007	HI SCH GEN OXNARD	19,117.08	.1427157690	19,117.08	.1427157690	498.33	19,615.41
2015	VTA COM COLLEGE GEN	7,766.62	.0579804789	7,766.62	.0579804789	202.46	7,969.08
2019	VTA COLLEGE CHILD CTR	39.71	.0002963826	39.71	.0002963826	1.03	40.74
4001	COUNTY GENERAL FUND	23,954.24	.1788271746	23,954.24	.1788271746	624.43	24,578.67
4002	E.R.A.F.	7,125.62	.0531944389	7,125.62	.0531944389	185.74	7,311.36
4004	E.R.A.F. 93-94 SHIFT	15,389.84	.1148907302	15,389.84	.1148907302	401.17	15,791.01
4005	VTA. CO. OFFICE EDUCATION	2,238.54	.0167114891	2,238.54	.0167114891	58.35	2,296.89
6100	* COUNTY FLOOD ZN ADM	339.38	.0025336017	339.38	.0025336017	8.85	348.23
6120	* COUNTY FLOOD ZN #2	3,347.36	.0249892224	3,347.36	.0249892224	87.26	3,434.62
7770	UNITED WTR CONS DIST	828.58	.0061858125	828.58	.0061858125	21.60	850.18
8031	CITY OXNARD DIST #1	25,052.30	.1870241348	25,052.30	.1870241348	653.05	25,705.35
8600	CALLEGUAS MUN WTR	1,633.80	.0121969239	1,633.80	.0121969239	42.59	1,676.39
TRA 03037	Totals:	133,952.22	1.0000000000	133,952.22	1.0000000000	3,491.78	137,444.00

*** Gross Assessed Valuation Information(Assessed valuations Minus Local Exemptions) ***

	Prior Year A/V	Transfers	Current Year AVI	A/V
Secured	13,366,928		13,634,266	
Unsecured	27,200		109,040	
State Assessed				
	13,394,128		349,178	13,743,306

Fund NO.	Description	Prior Year Allocation	Prior Year Factor	Adjusted Prior Year Allocation	Adjusted Prior Year Factor	Annual Tax Increment	Current Year Allocation
1031	EL SCH GEN OXNARD	1,853,270.32	.1935612691	1,853,270.32	.1935612691	119,289.30	1,972,559.62
2007	HI SCH GEN OXNARD	1,306,424.39	.1364469920	1,306,424.39	.1364469920	84,090.51	1,390,514.90
2015	VTA COM COLLEGE GEN	530,758.56	.0554340607	530,758.56	.0554340607	34,163.29	564,921.85
2019	VTA COLLEGE CHILD CTR	2,744.04	.0002865960	2,744.04	.0002865960	176.63	2,920.67
4001	COUNTY GENERAL FUND	1,955,623.35	.2042512903	1,955,623.35	.2042512903	125,877.42	2,081,500.77
4002	E.R.A.F.	553,539.19	.0578133327	553,539.19	.0578133327	35,629.61	589,168.80
4004	E.R.A.F. 93-94 SHIFT	1,151,648.68	.1202817383	1,151,648.68	.1202817383	74,128.08	1,225,776.76
4005	VTA. CO. OFFICE EDUCATION	155,180.75	.0162075555	155,180.75	.0162075555	9,988.51	165,169.26
6100	* COUNTY FLOOD ZN ADM	23,923.30	.0024986223	23,923.30	.0024986223	1,539.87	25,463.17
6120	* COUNTY FLOOD ZN #2	235,747.67	.0246222131	235,747.67	.0246222131	15,174.35	250,922.02
7770	UNITED WTR CONS DIST	60,569.00	.0063260127	60,569.00	.0063260127	3,898.64	64,467.64
8031	CITY OXNARD DIST #1	1,662,759.43	.1736637244	1,662,759.43	.1736637244	107,026.70	1,769,786.13
8600	CALLEGUAS MUN WTR	82,404.62	.0086065929	82,404.62	.0086065929	5,304.13	87,708.75
TRA 03038	Totals:	9,574,593.30	1.0000000000	9,574,593.30	1.0000000000	616,287.04	10,190,880.34

*** Gross Assessed Valuation Information(Assessed valuations Minus Local Exemptions) ***

	Prior Year A/V	Transfers	Current Year AVI	A/V
Secured	952,451,799		1,014,381,803	
Unsecured	17,595,580		17,294,280	
State Assessed				
	970,047,379		61,628,704	1,031,676,083

Fund NO.	Description	Prior Year Allocation	Prior Year Factor	Adjusted Prior Year Allocation	Adjusted Prior Year Factor	Annual Tax Increment	Current Year Allocation
1031	EL SCH GEN OXNARD	4,622.34	.2012159839	4,622.34	.2012159839	5,581.32	10,203.66
2007	HI SCH GEN OXNARD	3,258.37	.1418415808	3,258.37	.1418415808	3,934.40	7,192.77
2015	VTA COM COLLEGE GEN	1,323.84	.0576273934	1,323.84	.0576273934	1,598.47	2,922.31
2019	VTA COLLEGE CHILD CTR	6.83	.0002965131	6.83	.0002965131	8.22	15.05
4001	COUNTY GENERAL FUND	4,869.66	.2121725753	4,869.66	.2121725753	5,885.24	10,754.90
4002	E.R.A.F.	1,158.17	.0517043631	1,158.17	.0517043631	1,434.17	2,592.34
4004	E.R.A.F. 93-94 SHIFT	2,874.11	.1249707801	2,874.11	.1249707801	3,466.44	6,340.55
4005	VTA. CO. OFFICE EDUCATION	386.77	.0168380815	386.77	.0168380815	467.05	853.82
6100	* COUNTY FLOOD ZN ADM	59.64	.0025967171	59.64	.0025967171	72.03	131.67
6140	* COUNTY FLOOD ZN #4	27.04	.0013008401	27.04	.0013008401	36.08	63.12
8031	CITY OXNARD DIST #1	4,167.21	.1804956184	4,167.21	.1804956184	5,006.58	9,173.79
8600	CALLEGUAS MUN WTR	209.78	.0089395532	209.78	.0089395532	247.97	457.75
TRA 03039	Totals:	22,963.76	1.0000000000	22,963.76	1.0000000000	27,737.97	50,701.73

*** Gross Assessed Valuation Information(Assessed valuations Minus Local Exemptions) ***

	Prior Year	Transfers	Current Year	AVI	A/V
Secured	1,301,181				4,087,122
Unsecured	1,154,641				1,142,497
State Assessed					
	2,455,822		2,773,797		5,229,619

Fund NO.	Description	Prior Year Allocation	Prior Year Factor	Adjusted Prior Year Allocation	Adjusted Prior Year Factor	Annual Tax Increment	Current Year Allocation
1031	EL SCH GEN OXNARD	27,902.08	.1932941870	27,902.08	.1932941870	27,754.93-	147.15
2007	HI SCH GEN OXNARD	19,669.02	.1362586937	19,669.02	.1362586937	19,565.26-	103.76
2015	VTA COM COLLEGE GEN	7,990.86	.0553575561	7,990.86	.0553575561	7,948.74-	42.12
2019	VTA COLLEGE CHILD CTR	41.30	.0002861952	41.30	.0002861952	41.09-	.21
4001	COUNTY GENERAL FUND	29,363.99	.2048555681	29,363.99	.2048555681	29,415.02-	51.03-
4002	E.R.A.F.	6,322.13	.0578801724	6,322.13	.0578801724	8,310.96-	1,988.83-
4004	E.R.A.F. 93-94 SHIFT	17,665.35	.1205068764	17,665.35	.1205068764	17,303.47-	361.88
4005	VTA. CO. OFFICE EDUCATION	2,336.37	.0161852196	2,336.37	.0161852196	2,324.02-	12.35
6100	* COUNTY FLOOD ZN ADM	360.20	.0024951826	360.20	.0024951826	358.28-	1.92
6120	* COUNTY FLOOD ZN #2	3,549.33	.0245882400	3,549.33	.0245882400	3,530.60-	18.73
7770	UNITED WTR CONS DIST	1,130.07	.0063151744	1,130.07	.0063151744	906.79-	223.28
8031	CITY OXNARD DIST #1	26,474.53	.1733895503	26,474.53	.1733895503	24,896.84-	1,577.69
8600	CALLEGUAS MUN WTR	1,545.06	.0085873842	1,545.06	.0085873842	1,233.05-	312.01
TRA 03040	Totals:	144,350.29	1.0000000000	144,350.29	1.0000000000	143,589.05-	761.24

*** Gross Assessed Valuation Information(Assessed valuations Minus Local Exemptions) ***

	Prior Year A/V	Transfers	Current Year AVI	A/V
Secured				
Unsecured	68,000			67,400
State Assessed	14,358,305			
	14,426,305		14,358,905-	67,400

Fund NO.	Description	Prior Year Allocation	Prior Year Factor	Adjusted Prior Year Allocation	Adjusted Prior Year Factor	Annual Tax Increment	Current Year Allocation
1031	EL SCH GEN OXNARD		.2021902017		.2021902017		
2007	HI SCH GEN OXNARD		.1424665990		.1424665990		
2015	VTA COM COLLEGE GEN		.0577626879		.0577626879		
2019	VTA COLLEGE CHILD CTR		.0001763746		.0001763746		
4001	COUNTY GENERAL FUND		.3756662282		.3756662282		
4002	E.R.A.F.		.0534324745		.0534324745		
4004	E.R.A.F. 93-94 SHIFT		.1147297232		.1147297232		
4005	VTA. CO. OFFICE EDUCATION		.0164995923		.0164995923		
6100	* COUNTY FLOOD ZN ADM		.0025420883		.0025420883		
6120	* COUNTY FLOOD ZN #2		.0256127392		.0256127392		
7770	UNITED WTR CONS DIST		.0063792028		.0063792028		
8031	CITY OXNARD DIST #1		.0025420883		.0025420883		
TRA 03042 Totals:			1.000000000		1.000000000		

Fund NO.	Description	Prior Year Allocation	Prior Year Factor	Adjusted Prior Year Allocation	Adjusted Prior Year Factor	Annual Tax Increment	Current Year Allocation
1029	EL SCH GEN OCN VIEW	264,233.39	.1801668075	264,233.39	.1801668075	10,099.12	274,332.51
2007	HI SCH GEN OXNARD	200,501.02	.1367110720	200,501.02	.1367110720	7,663.24	208,164.26
2015	VTA COM COLLEGE GEN	81,457.15	.0555413240	81,457.15	.0555413240	3,113.33	84,570.48
2019	VTA COLLEGE CHILD CTR	421.14	.0002871466	421.14	.0002871466	16.10	437.24
4001	COUNTY GENERAL FUND	300,364.89	.2047973895	300,364.89	.2047973895	11,479.77	311,844.66
4002	E.R.A.F.	85,584.11	.0582942342	85,584.11	.0582942342	3,267.64	88,851.75
4004	E.R.A.F. 93-94 SHIFT	177,301.38	.1209005675	177,301.38	.1209005675	6,777.00	184,078.38
4005	VTA. CO. OFFICE EDUCATION	36,616.85	.0249671029	36,616.85	.0249671029	1,399.51	38,016.36
6100	* COUNTY FLOOD ZN ADM	3,671.53	.0025034541	3,671.53	.0025034541	140.33	3,811.86
6120	* COUNTY FLOOD ZN #2	36,180.94	.0246698699	36,180.94	.0246698699	1,382.85	37,563.79
7770	UNITED WTR CONS DIST	9,292.44	.0063426513	9,292.44	.0063426513	355.53	9,647.97
8031	CITY OXNARD DIST #1	258,356.37	.1762025040	258,356.37	.1762025040	9,876.91	268,233.28
8600	CALLEGUAS MUN WTR	12,622.88	.0086158765	12,622.88	.0086158765	482.96	13,105.84
TRA 03043	Totals:	1,466,604.09	1.0000000000	1,466,604.09	1.0000000000	56,054.29	1,522,658.38

*** Gross Assessed Valuation Information(Assessed valuations Minus Local Exemptions) ***

	Prior Year A/V	Transfers	Current Year AVI	A/V
Secured	155,008,478		160,662,107	
Unsecured	348,700		300,500	
State Assessed				
	155,357,178		5,605,429	160,962,607

Fund NO.	Description	Prior Year Allocation	Prior Year Factor	Adjusted Prior Year Allocation	Adjusted Prior Year Factor	Annual Tax Increment	Current Year Allocation
1031	EL SCH GEN OXNARD	102,827.71	.1935725341	102,827.71	.1935725341	3,543.56	106,371.27
2007	HI SCH GEN OXNARD	72,486.31	.1364549957	72,486.31	.1364549957	2,497.96	74,984.27
2015	VTA COM COLLEGE GEN	29,448.87	.0554372967	29,448.87	.0554372967	1,014.84	30,463.71
2019	VTA COLLEGE CHILD CTR	152.25	.0002866124	152.25	.0002866124	5.25	157.50
4001	COUNTY GENERAL FUND	146,873.99	.3176664227	146,873.99	.3176664227	5,815.22	152,689.21
4002	E.R.A.F.	11,103.51		11,103.51			11,103.51
4004	E.R.A.F. 93-94 SHIFT	23,188.86		23,188.86			23,188.86
4005	VTA. CO. OFFICE EDUCATION	8,609.87	.0162079819	8,609.87	.0162079819	296.70	8,906.57
6100	* COUNTY FLOOD ZN ADM	1,466.17	.0029089893	1,466.17	.0029089893	53.25	1,519.42
6120	* COUNTY FLOOD ZN #2	14,783.17	.0296566027	14,783.17	.0296566027	542.90	15,326.07
7770	UNITED WTR CONS DIST	4,645.85	.0101200340	4,645.85	.0101200340	185.26	4,831.11
8031	CITY OXNARD DIST #1	109,310.63	.2239433661	109,310.63	.2239433661	4,099.53	113,410.16
8600	CALLEGUAS MUN WTR	6,313.00	.0137451644	6,313.00	.0137451644	251.62	6,564.62
TRA 03044	Totals:	531,210.19	1.0000000000	531,210.19	1.0000000000	18,306.09	549,516.28

*** Gross Assessed Valuation Information(Assessed valuations Minus Local Exemptions) ***

	Prior Year A/V	Transfers	Current Year AVI	A/V
Secured	51,183,758			53,009,387
Unsecured	2,445,930			2,450,910
State Assessed				
	53,629,688		1,830,609	55,460,297

Fund NO.	Description	Prior Year Allocation	Prior Year Factor	Adjusted Prior Year Allocation	Adjusted Prior Year Factor	Annual Tax Increment	Current Year Allocation
1031	EL SCH GEN OXNARD	.62	.2012987013	.62	.2012987013		.62
2007	HI SCH GEN OXNARD	.44	.1428571429	.44	.1428571429		.44
2015	VTA COM COLLEGE GEN	.18	.0584415584	.18	.0584415584		.18
4001	COUNTY GENERAL FUND	.55	.1785714286	.55	.1785714286		.55
4002	E.R.A.F.	.16	.0519480519	.16	.0519480519		.16
4004	E.R.A.F. 93-94 SHIFT	.36	.1168831169	.36	.1168831169		.36
4005	VTA. CO. OFFICE EDUCATION	.05	.0162337662	.05	.0162337662		.05
6100	* COUNTY FLOOD ZN ADM	.01	.0032467532	.01	.0032467532		.01
6120	* COUNTY FLOOD ZN #2	.08	.0259740260	.08	.0259740260		.08
7770	UNITED WTR CONS DIST	.02	.0064935065	.02	.0064935065		.02
8031	CITY OXNARD DIST #1	.57	.1850649351	.57	.1850649351		.57
8600	CALLEGUAS MUN WTR	.04	.0129870130	.04	.0129870130		.04
TRA 03045	Totals:	3.08	1.0000000000	3.08	1.0000000000		3.08

Fund NO.	Description	Prior Year Allocation	Prior Year Factor	Adjusted Prior Year Allocation	Adjusted Prior Year Factor	Annual Tax Increment	Current Year Allocation
1031	EL SCH GEN OXNARD				.1995549540		
2007	HI SCH GEN OXNARD				.1406850263		
2015	VTA COM COLLEGE GEN				.0571495572		
2019	VTA COLLEGE CHILD CTR				.0002820160		
4001	COUNTY GENERAL FUND		1.0000000000		.1857736068		
4002	E.R.A.F.				.0577723243		
4004	E.R.A.F. 93-94 SHIFT				.1126571547		
4005	VTA. CO. OFFICE EDUCATION				.0164583659		
6100	* COUNTY FLOOD ZN ADM				.0025613173		
6120	* COUNTY FLOOD ZN #2				.0253814394		
7770	UNITED WTR CONS DIST				.0064544498		
8031	CITY OXNARD DIST #1				.1864020978		
8600	CALLEGUAS MUN WTR				.0088676905		
TRA 03046	Totals:		1.0000000000		1.0000000000		

Fund NO.	Description	Prior Year Allocation	Prior Year Factor	Adjusted Prior Year Allocation	Adjusted Prior Year Factor	Annual Tax Increment	Current Year Allocation
1031	EL SCH GEN OXNARD	3,695.97	.2008872733	3,695.97	.2008872733	467.32	4,163.29
2007	HI SCH GEN OXNARD	2,606.47	.1416690650	2,606.47	.1416690650	329.56	2,936.03
2015	VTA COM COLLEGE GEN	1,058.05	.0575080831	1,058.05	.0575080831	133.78	1,191.83
2019	VTA COLLEGE CHILD CTR	5.48	.0002976006	5.48	.0002976006	.69	6.17
4001	COUNTY GENERAL FUND	3,455.91	.1878406820	3,455.91	.1878406820	436.96	3,892.87
4002	E.R.A.F.	984.72	.0535232148	984.72	.0535232148	124.51	1,109.23
4004	E.R.A.F. 93-94 SHIFT	2,129.60	.1157509534	2,129.60	.1157509534	269.27	2,398.87
4005	VTA. CO. OFFICE EDUCATION	324.59	.0176425405	324.59	.0176425405	41.04	365.63
6100	* COUNTY FLOOD ZN ADM	47.05	.0025574440	47.05	.0025574440	5.95	53.00
6120	* COUNTY FLOOD ZN #2	469.11	.0254977851	469.11	.0254977851	59.31	528.42
7770	UNITED WTR CONS DIST	117.94	.0064103720	117.94	.0064103720	14.91	132.85
8031	CITY OXNARD DIST #1	3,469.78	.1885937018	3,469.78	.1885937018	438.72	3,908.50
8600	CALLEGUAS MUN WTR	33.51	.0018212844	33.51	.0018212844	4.24	37.75
TRA 03047	Totals:	18,398.18	1.0000000000	18,398.18	1.0000000000	2,326.26	20,724.44

*** Gross Assessed Valuation Information(Assessed valuations Minus Local Exemptions) ***

	Prior Year A/V	Transfers	Current Year AVI	A/V
Secured	1,266,398			1,291,724
Unsecured	594,300			801,600
State Assessed				
	1,860,698		232,626	2,093,324

Fund NO.	Description	Prior Year Allocation	Prior Year Factor	Adjusted Prior Year Allocation	Adjusted Prior Year Factor	Annual Tax Increment	Current Year Allocation
1037	EL SCH GEN RIO		.1942408946		.1942408946		
2007	HI SCH GEN OXNARD		.1369270984		.1369270984		
2015	VTA COM COLLEGE GEN		.0556291123		.0556291123		
2019	VTA COLLEGE CHILD CTR		.0002874848		.0002874848		
4001	COUNTY GENERAL FUND		.2026645126		.2026645126		
4002	E.R.A.F.		.0577574092		.0577574092		
4004	E.R.A.F. 93-94 SHIFT		.1197332322		.1197332322		
4005	VTA. CO. OFFICE EDUCATION		.0162625516		.0162625516		
6100	* COUNTY FLOOD ZN ADM		.0025035044		.0025035044		
6120	* COUNTY FLOOD ZN #2		.0246716537		.0246716537		
7770	UNITED WTR CONS DIST		.0063262573		.0063262573		
8031	CITY OXNARD DIST #1		.1744628752		.1744628752		
8600	CALLEGUAS MUN WTR		.0085334137		.0085334137		
TRA 03048	Totals:		1.0000000000		1.0000000000		

Fund NO.	Description	Prior Year Allocation	Prior Year Factor	Adjusted Prior Year Allocation	Adjusted Prior Year Factor	Annual Tax Increment	Current Year Allocation
1015	EL SCH GEN PT HUE		.1884402654		.1884402654		
2007	HI SCH GEN OXNARD		.1349782700		.1349782700		
2015	VTA COM COLLEGE GEN		.0548156456		.0548156456		
2019	VTA COLLEGE CHILD CTR		.0002803869		.0002803869		
4001	COUNTY GENERAL FUND		.2116679541		.2116679541		
4002	E.R.A.F.		.0576050885		.0576050885		
4004	E.R.A.F. 93-94 SHIFT		.1205337389		.1205337389		
4005	VTA. CO. OFFICE EDUCATION		.0244469027		.0244469027		
6100	* COUNTY FLOOD ZN ADM		.0024474558		.0024474558		
6120	* COUNTY FLOOD ZN #2		.0243639381		.0243639381		
7770	UNITED WTR CONS DIST		.0062638274		.0062638274		
8031	CITY OXNARD DIST #1		.1717090708		.1717090708		
8600	CALLEGUAS MUN WTR		.0024474558		.0024474558		
TRA 03049	Totals:		1.0000000000		1.0000000000		

No Taxable Parcels Within TRA=03049

Fund NO.	Description	Prior Year Allocation	Prior Year Factor	Adjusted Prior Year Allocation	Adjusted Prior Year Factor	Annual Tax Increment	Current Year Allocation
1029	EL SCH GEN OCN VIEW	4,952.05	.1806975028	4,952.05	.1806975028	98.05	5,050.10
2007	HI SCH GEN OXNARD	3,757.65	.1371152546	3,757.65	.1371152546	74.40	3,832.05
2015	VTA COM COLLEGE GEN	1,526.70	.0557066785	1,526.70	.0557066785	30.23	1,556.93
2019	VTA COLLEGE CHILD CTR	7.67	.0002802644	7.67	.0002802644	.15	7.82
4001	COUNTY GENERAL FUND	5,628.87	.2053955557	5,628.87	.2053955557	111.45	5,740.32
4002	E.R.A.F.	1,595.66	.0582259700	1,595.66	.0582259700	31.60	1,627.26
4004	E.R.A.F. 93-94 SHIFT	3,311.98	.1208523999	3,311.98	.1208523999	65.58	3,377.56
4005	VTA. CO. OFFICE EDUCATION	685.31	.0250073348	685.31	.0250073348	13.57	698.88
6100	* COUNTY FLOOD ZN ADM	68.73	.0025075619	68.73	.0025075619	1.36	70.09
6120	* COUNTY FLOOD ZN #2	678.10	.0247433667	678.10	.0247433667	13.43	691.53
7770	UNITED WTR CONS DIST	174.12	.0063532148	174.12	.0063532148	3.45	177.57
8031	CITY OXNARD DIST #1	4,781.51	.1744747780	4,781.51	.1744747780	94.68	4,876.19
8600	CALLEGUAS MUN WTR	236.79	.0086401179	236.79	.0086401179	4.69	241.48
TRA 03050	Totals:	27,405.14	1.0000000000	27,405.14	1.0000000000	542.64	27,947.78

*** Gross Assessed Valuation Information(Assessed valuations Minus Local Exemptions) ***

	Prior Year A/V	Transfers	Current Year AVI	A/V
Secured	2,713,200			2,767,464
Unsecured				
State Assessed				
	2,713,200		54,264	2,767,464

Fund NO.	Description	Prior Year Allocation	Prior Year Factor	Adjusted Prior Year Allocation	Adjusted Prior Year Factor	Annual Tax Increment	Current Year Allocation
1031	EL SCH GEN OXNARD	5,078.33	.1926687321	5,078.33	.1926687321	648.27	5,726.60
2007	HI SCH GEN OXNARD	3,579.87	.1358181012	3,579.87	.1358181012	456.99	4,036.86
2015	VTA COM COLLEGE GEN	1,454.30	.0551756417	1,454.30	.0551756417	185.65	1,639.95
2019	VTA COLLEGE CHILD CTR	7.42	.0002808297	7.42	.0002808297	.94	8.36
4001	COUNTY GENERAL FUND	5,362.49	.2034548522	5,362.49	.2034548522	684.57	6,047.06
4002	E.R.A.F.	1,531.51	.0581461813	1,531.51	.0581461813	195.65	1,727.16
4004	E.R.A.F. 93-94 SHIFT	3,157.53	.1197908736	3,157.53	.1197908736	403.06	3,560.59
4005	VTA. CO. OFFICE EDUCATION	424.49	.0161048857	424.49	.0161048857	54.19	478.68
6100	* COUNTY FLOOD ZN ADM	65.46	.0024837011	65.46	.0024837011	8.36	73.82
6120	* COUNTY FLOOD ZN #2	645.94	.0245070476	645.94	.0245070476	82.46	728.40
7735	OXNARD DRAIN #1	102.16	.0038755871	102.16	.0038755871	13.04	115.20
7770	UNITED WTR CONS DIST	166.36	.0063078315	166.36	.0063078315	21.22	187.58
8031	CITY OXNARD DIST #1	4,556.10	.1728280214	4,556.10	.1728280214	581.52	5,137.62
8600	CALLEGUAS MUN WTR	225.70	.0085577138	225.70	.0085577138	28.79	254.49
TRA 03051	Totals:	26,357.66	1.0000000000	26,357.66	1.0000000000	3,364.71	29,722.37

*** Gross Assessed Valuation Information(Assessed valuations Minus Local Exemptions) ***

	Prior Year A/V	Transfers	Current Year AVI	A/V
Secured	2,642,812			2,979,283
Unsecured				
State Assessed				
	2,642,812		336,471	2,979,283

Fund NO.	Description	Prior Year Allocation	Prior Year Factor	Adjusted Prior Year Allocation	Adjusted Prior Year Factor	Annual Tax Increment	Current Year Allocation
4001	COUNTY GENERAL FUND		1.0000000000		1.0000000000		
TRA 03052	Totals:		1.0000000000		1.0000000000		

No Taxable Parcels Within TRA=03052

Fund NO.	Description	Prior Year Allocation	Prior Year Factor	Adjusted Prior Year Allocation	Adjusted Prior Year Factor	Annual Tax Increment	Current Year Allocation
1037	EL SCH GEN RIO	202,991.94	.1848083267	202,991.94	.1848083267	3,683.13	206,675.07
2007	HI SCH GEN OXNARD	143,095.00	.1302768374	143,095.00	.1302768374	2,596.34	145,691.34
2015	VTA COM COLLEGE GEN	58,134.89	.0529273008	58,134.89	.0529273008	1,054.81	59,189.70
2019	VTA COLLEGE CHILD CTR	300.39	.0002735028	300.39	.0002735028	5.45	305.84
4001	COUNTY GENERAL FUND	246,138.36	.2240857593	246,138.36	.2240857593	4,465.92	250,604.28
4002	E.R.A.F.	64,283.26	.0584905020	64,283.26	.0584905020	1,165.68	65,448.94
4004	E.R.A.F. 93-94 SHIFT	140,192.93	.1276389839	140,192.93	.1276389839	2,543.77	142,736.70
4005	VTA. CO. OFFICE EDUCATION	16,993.98	.0154717065	16,993.98	.0154717065	308.34	17,302.32
6100	* COUNTY FLOOD ZN ADM	2,620.04	.0023853472	2,620.04	.0023853472	47.54	2,667.58
6120	* COUNTY FLOOD ZN #2	25,821.57	.0235085413	25,821.57	.0235085413	468.51	26,290.08
7770	UNITED WTR CONS DIST	6,735.51	.0061372432	6,735.51	.0061372432	122.31	6,857.82
8031	CITY OXNARD DIST #1	182,071.51	.1657858155	182,071.51	.1657858155	3,304.02	185,375.53
8600	CALLEGUAS MUN WTR	9,012.41	.0082101334	9,012.41	.0082101334	163.62	9,176.03
TRA 03053	Totals:	1,098,391.79	1.0000000000	1,098,391.79	1.0000000000	19,929.44	1,118,321.23

*** Gross Assessed Valuation Information(Assessed valuations Minus Local Exemptions) ***

	Prior Year A/V	Transfers	Current Year AVI	A/V
Secured	92,762,764			95,940,698
Unsecured	17,079,420			15,894,430
State Assessed				
	109,842,184		1,992,944	111,835,128

Fund NO.	Description	Prior Year Allocation	Prior Year Factor	Adjusted Prior Year Allocation	Adjusted Prior Year Factor	Annual Tax Increment	Current Year Allocation
1015	EL SCH GEN PT HUE	23,655.16	.1889200517	23,655.16	.1889200517	3,152.56	26,807.72
2007	HI SCH GEN OXNARD	16,940.96	.1352976667	16,940.96	.1352976667	2,257.75	19,198.71
2015	VTA COM COLLEGE GEN	6,882.52	.0549667376	6,882.52	.0549667376	917.25	7,799.77
2019	VTA COLLEGE CHILD CTR	35.52	.0002835968	35.52	.0002835968	4.73	40.25
4001	COUNTY GENERAL FUND	32,165.53	.3149814412	32,165.53	.3149814412	5,256.17	37,421.70
4002	E.R.A.F.	3,737.05		3,737.05			3,737.05
4004	E.R.A.F. 93-94 SHIFT	7,727.26		7,727.26			7,727.26
4005	VTA. CO. OFFICE EDUCATION	3,093.30	.0247042474	3,093.30	.0247042474	412.25	3,505.55
6100	* COUNTY FLOOD ZN ADM	334.82	.0028842389	334.82	.0028842389	48.13	382.95
6120	* COUNTY FLOOD ZN #2	3,358.89	.0294047597	3,358.89	.0294047597	490.69	3,849.58
7770	UNITED WTR CONS DIST	1,011.38	.0100337203	1,011.38	.0100337203	167.44	1,178.82
8031	CITY OXNARD DIST #1	24,896.20	.2248952205	24,896.20	.2248952205	3,752.89	28,649.09
8600	CALLEGUAS MUN WTR	1,373.96	.0136283192	1,373.96	.0136283192	227.42	1,601.38
TRA 03054	Totals:	125,212.55	1.0000000000	125,212.55	1.0000000000	16,687.28	141,899.83

*** Gross Assessed Valuation Information(Assessed valuations Minus Local Exemptions) ***

	Prior Year A/V	Transfers	Current Year AVI	A/V
Secured	9,995,010			10,194,908
Unsecured	2,524,200			3,993,030
State Assessed				
	12,519,210		1,668,728	14,187,938

Fund NO.	Description	Prior Year Allocation	Prior Year Factor	Adjusted Prior Year Allocation	Adjusted Prior Year Factor	Annual Tax Increment	Current Year Allocation
1015	EL SCH GEN PT HUE		.1888720666		.1888720666		
2007	HI SCH GEN OXNARD		.1355361787		.1355361787		
2015	VTA COM COLLEGE GEN		.0549181582		.0549181582		
2019	VTA COLLEGE CHILD CTR		.0001529754		.0001529754		
4001	COUNTY GENERAL FUND		.3152889149		.3152889149		
4005	VTA. CO. OFFICE EDUCATION		.0249810749		.0249810749		
6100	* COUNTY FLOOD ZN ADM		.0027495599		.0027495599		
6120	* COUNTY FLOOD ZN #2		.0293417745		.0293417745		
7770	UNITED WTR CONS DIST		.0099213976		.0099213976		
8031	CITY OXNARD DIST #1		.2246534244		.2246534244		
8600	CALLEGUAS MUN WTR		.0135844749		.0135844749		
TRA 03055 Totals:			1.0000000000		1.0000000000		

No Taxable Parcels Within TRA=03055

Fund NO.	Description	Prior Year Allocation	Prior Year Factor	Adjusted Prior Year Allocation	Adjusted Prior Year Factor	Annual Tax Increment	Current Year Allocation
1029	EL SCH GEN OCN VIEW		.1608768861		.1608768861		
2007	HI SCH GEN OXNARD		.1220739443		.1220739443		
2015	VTA COM COLLEGE GEN		.0495948050		.0495948050		
2019	VTA COLLEGE CHILD CTR		.0002558605		.0002558605		
4001	COUNTY GENERAL FUND		.1908959406		.1908959406		
4002	E.R.A.F.		.0555555556		.0555555556		
4004	E.R.A.F. 93-94 SHIFT		.1388888889		.1388888889		
4005	VTA. CO. OFFICE EDUCATION		.0039915466		.0039915466		
6100	* COUNTY FLOOD ZN ADM		.0026019709		.0026019709		
6120	* COUNTY FLOOD ZN #2		.0265308107		.0265308107		
7770	UNITED WTR CONS DIST		.0090530003		.0090530003		
8034	CITY OXNARD DIST #4		.2273846193		.2273846193		
8600	CALLEGUAS MUN WTR		.0122961712		.0122961712		
TRA 03056	Totals:		1.0000000000		1.0000000000		

Fund NO.	Description	Prior Year Allocation	Prior Year Factor	Adjusted Prior Year Allocation	Adjusted Prior Year Factor	Annual Tax Increment	Current Year Allocation
1029	EL SCH GEN OCN VIEW	1,100.68	.1802240418	1,100.68	.1802240418	17.18	1,117.86
2007	HI SCH GEN OXNARD	835.24	.1367544765	835.24	.1367544765	13.03	848.27
2015	VTA COM COLLEGE GEN	339.29	.0555589898	339.29	.0555589898	5.29	344.58
2019	VTA COLLEGE CHILD CTR	1.78	.0002855368	1.78	.0002855368	.03	1.81
4001	COUNTY GENERAL FUND	1,463.20	.3183522533	1,463.20	.3183522533	30.34	1,493.54
4002	E.R.A.F.	250.30		250.30			250.30
4004	E.R.A.F. 93-94 SHIFT	507.54		507.54			507.54
4005	VTA. CO. OFFICE EDUCATION	152.40	.0249569558	152.40	.0249569558	2.38	154.78
6100	* COUNTY FLOOD ZN ADM	16.08	.0029141240	16.08	.0029141240	.28	16.36
6120	* COUNTY FLOOD ZN #2	160.24	.0297192210	160.24	.0297192210	2.83	163.07
7770	UNITED WTR CONS DIST	46.26	.0101445832	46.26	.0101445832	.97	47.23
8031	CITY OXNARD DIST #1	1,171.49	.2273164374	1,171.49	.2273164374	21.66	1,193.15
8600	CALLEGUAS MUN WTR	62.81	.0137733804	62.81	.0137733804	1.31	64.12
TRA 03057	Totals:	6,107.31	1.0000000000	6,107.31	1.0000000000	95.30	6,202.61

*** Gross Assessed Valuation Information(Assessed valuations Minus Local Exemptions) ***

	Prior Year A/V	Transfers	Current Year AVI	A/V
Secured	476,535			486,065
Unsecured				
State Assessed				
	476,535		9,530	486,065

Fund NO.	Description	Prior Year Allocation	Prior Year Factor	Adjusted Prior Year Allocation	Adjusted Prior Year Factor	Annual Tax Increment	Current Year Allocation
1029	EL SCH GEN OCN VIEW	2,139.96	.1697309535	2,888.95	.1697309638	57.77	2,946.72
	Net Transfers:	748.99					
2007	HI SCH GEN OXNARD	1,623.80	.1287917666	2,192.13	.1287915463	43.84	2,235.97
	Net Transfers:	568.33					
2015	VTA COM COLLEGE GEN	659.68	.0523230278	890.57	.0523225755	17.81	908.38
	Net Transfers:	230.89					
2019	VTA COLLEGE CHILD CTR	3.42	.0002704690	4.62	.0002714332	.09	4.71
	Net Transfers:	1.20					
4001	COUNTY GENERAL FUND	2,433.09	.1929856163	3,284.68	.1929808069	65.71	3,350.39
	Net Transfers:	808.56					
	Negotiated Revenue:	43.03					
4002	E.R.A.F.	725.69	.0575701353	979.69	.0575585344	19.59	999.28
	Net Transfers:	254.00					
4004	E.R.A.F. 93-94 SHIFT	1,069.82	.0848528887	1,444.26	.0848528503	28.88	1,473.14
	Net Transfers:	374.44					
4005	VTA. CO. OFFICE EDUCATION	296.38	.0235077177	400.12	.0235077635	8.00	408.12
	Net Transfers:	103.74					
6100	* COUNTY FLOOD ZN ADM	29.72	.0023567199	40.13	.0023577091	.80	40.93
	Net Transfers:	9.88					
	Negotiated Revenue:	.53					
6120	* COUNTY FLOOD ZN #2	293.00	.0232398434	395.55	.0232392678	7.91	403.46
	Net Transfers:	97.37					
	Negotiated Revenue:	5.18					
7770	UNITED WTR CONS DIST	77.05	.0061052418	104.01	.0061107730	2.08	106.09
	Net Transfers:	25.60					
	Negotiated Revenue:	1.36					
8034	CITY OXNARD DIST #4	3,256.33	.2582656200	4,396.05	.2582757762	87.91	4,483.96
	Net Transfers:	1,082.14					
	Negotiated Revenue:	57.58					
TRA 03058	Totals:	12,607.94	1.0000000000	17,020.76	1.0000000000	340.39	17,361.15

*** Gross Assessed Valuation Information(Assessed valuations Minus Local Exemptions) ***

	Prior Year A/V	Transfers	Current Year AVI	A/V
Secured	1,260,774	441,279		1,736,092
Unsecured				
State Assessed				
	1,260,774	441,279	34,039	1,736,092

See Next Page For TRA Transfers

No Transfer Out	Transfer In:	TRA From	Adj Pcnt	Transfer Rev
		03100	.0634316381	4,412.82

				4,412.82

*=====> Net Impact On TRA: 4,412.82

Fund NO.	Description	Prior Year Allocation	Prior Year Factor	Adjusted Prior Year Allocation	Adjusted Prior Year Factor	Annual Tax Increment	Current Year Allocation
1037	EL SCH GEN RIO	7,416.11	.1942171611	7,416.11	.1942171611	147.04	7,563.15
2007	HI SCH GEN OXNARD	5,239.09	.1372043854	5,239.09	.1372043854	103.88	5,342.97
2015	VTA COM COLLEGE GEN	2,128.41	.0557414694	2,128.41	.0557414694	42.20	2,170.61
2019	VTA COLLEGE CHILD CTR	10.95	.0002878163	10.95	.0002878163	.22	11.17
4001	COUNTY GENERAL FUND	7,609.29	.1992547922	7,609.29	.1992547922	150.85	7,760.14
4002	E.R.A.F.	2,029.12	.0531631674	2,029.12	.0531631674	40.25	2,069.37
4004	E.R.A.F. 93-94 SHIFT	4,617.84	.1209302935	4,617.84	.1209302935	91.56	4,709.40
4005	VTA. CO. OFFICE EDUCATION	956.77	.0250565529	956.77	.0250565529	18.97	975.74
6100	* COUNTY FLOOD ZN ADM	93.18	.0024404328	93.18	.0024404328	1.85	95.03
6120	* COUNTY FLOOD ZN #2	917.55	.0240292909	917.55	.0240292909	18.19	935.74
7770	UNITED WTR CONS DIST	229.62	.0060133466	229.62	.0060133466	4.55	234.17
8031	CITY OXNARD DIST #1	6,470.81	.1694613954	6,470.81	.1694613954	128.30	6,599.11
8600	CALLEGUAS MUN WTR	465.85	.0121998961	465.85	.0121998961	9.24	475.09
TRA 03059	Totals:	38,184.59	1.0000000000	38,184.59	1.0000000000	757.10	38,941.69

*** Gross Assessed Valuation Information(Assessed valuations Minus Local Exemptions) ***

	Prior Year A/V	Transfers	Current Year AVI	A/V
Secured	3,869,422			3,945,132
Unsecured	10,400			10,400
State Assessed				
	3,879,822		75,710	3,955,532

Fund NO.	Description	Prior Year Allocation	Prior Year Factor	Adjusted Prior Year Allocation	Adjusted Prior Year Factor	Annual Tax Increment	Current Year Allocation
1029	EL SCH GEN OCN VIEW	2,160.97	.1802207786	2,160.97	.1802207786	44.17	2,205.14
2007	HI SCH GEN OXNARD	1,639.78	.1367522975	1,639.78	.1367522975	33.52	1,673.30
2015	VTA COM COLLEGE GEN	666.16	.0555576451	666.16	.0555576451	13.62	679.78
2019	VTA COLLEGE CHILD CTR	3.43	.0002862719	3.43	.0002862719	.07	3.50
4001	COUNTY GENERAL FUND	2,454.07	.2046692903	2,454.07	.2046692903	50.18	2,504.25
4002	E.R.A.F.	697.31	.0582201734	697.31	.0582201734	14.27	711.58
4004	E.R.A.F. 93-94 SHIFT	1,450.23	.1209364625	1,450.23	.1209364625	29.64	1,479.87
4005	VTA. CO. OFFICE EDUCATION	299.32	.0249642246	299.32	.0249642246	6.12	305.44
6100	* COUNTY FLOOD ZN ADM	30.03	.0025035747	30.03	.0025035747	.61	30.64
6120	* COUNTY FLOOD ZN #2	295.93	.0246766776	295.93	.0246766776	6.05	301.98
7770	UNITED WTR CONS DIST	76.15	.0063413141	76.15	.0063413141	1.55	77.70
8031	CITY OXNARD DIST #1	2,113.97	.1762533013	2,113.97	.1762533013	43.20	2,157.17
8600	CALLEGUAS MUN WTR	103.44	.0086179884	103.44	.0086179884	2.11	105.55
TRA 03060	Totals:	11,990.79	1.0000000000	11,990.79	1.0000000000	245.11	12,235.90

*** Gross Assessed Valuation Information(Assessed valuations Minus Local Exemptions) ***

	Prior Year A/V	Transfers	Current Year AVI	A/V
Secured	1,225,590			1,250,101
Unsecured				
State Assessed				
	1,225,590		24,511	1,250,101

Fund NO.	Description	Prior Year Allocation	Prior Year Factor	Adjusted Prior Year Allocation	Adjusted Prior Year Factor	Annual Tax Increment	Current Year Allocation
1031	EL SCH GEN OXNARD	4,236.83	.1995876916	4,236.83	.1995876916	153.24-	4,083.59
2007	HI SCH GEN OXNARD	2,986.81	.1407021414	2,986.81	.1407021414	108.03-	2,878.78
2015	VTA COM COLLEGE GEN	1,213.37	.0571602450	1,213.37	.0571602450	43.89-	1,169.48
2019	VTA COLLEGE CHILD CTR	6.16	.0002905937	6.16	.0002905937	.22-	5.94
4001	COUNTY GENERAL FUND	3,843.24	.1810588765	3,843.24	.1810588765	138.99-	3,704.25
4002	E.R.A.F.	1,218.40	.0575666011	1,218.40	.0575666011	44.20-	1,174.20
4004	E.R.A.F. 93-94 SHIFT	2,401.29	.1130946119	2,401.29	.1130946119	86.83-	2,314.46
4005	VTA. CO. OFFICE EDUCATION	354.29	.0166901890	354.29	.0166901890	12.81-	341.48
6100	* COUNTY FLOOD ZN ADM	54.67	.0025743175	54.67	.0025743175	1.98-	52.69
6120	* COUNTY FLOOD ZN #2	538.93	.0253881422	538.93	.0253881422	19.49-	519.44
7770	UNITED WTR CONS DIST	137.10	.0064459980	137.10	.0064459980	4.95-	132.15
8031	CITY OXNARD DIST #1	4,048.15	.1905767490	4,048.15	.1905767490	146.32-	3,901.83
8600	CALLEGUAS MUN WTR	188.71	.0088638431	188.71	.0088638431	6.81-	181.90
TRA 03061	Totals:	21,227.95	1.0000000000	21,227.95	1.0000000000	767.76-	20,460.19

*** Gross Assessed Valuation Information(Assessed valuations Minus Local Exemptions) ***

	Prior Year A/V	Transfers	Current Year AVI	A/V
Secured	1,371,275			1,398,699
Unsecured	773,300			669,100
State Assessed				
	2,144,575		76,776-	2,067,799

Fund NO.	Description	Prior Year Allocation	Prior Year Factor	Adjusted Prior Year Allocation	Adjusted Prior Year Factor	Annual Tax Increment	Current Year Allocation
1029	EL SCH GEN OCN VIEW		.1876000000		.1876000000		
2007	HI SCH GEN OXNARD		.1426000000		.1426000000		
2015	VTA COM COLLEGE GEN		.0576000000		.0576000000		
2019	VTA COLLEGE CHILD CTR		.0002000000		.0002000000		
4001	COUNTY GENERAL FUND		.1912000000		.1912000000		
4002	E.R.A.F.		.0534000000		.0534000000		
4004	E.R.A.F. 93-94 SHIFT		.1174000000		.1174000000		
4005	VTA. CO. OFFICE EDUCATION		.0262000000		.0262000000		
6100	* COUNTY FLOOD ZN ADM		.0024000000		.0024000000		
6120	* COUNTY FLOOD ZN #2		.0258000000		.0258000000		
7770	UNITED WTR CONS DIST		.0064000000		.0064000000		
8031	CITY OXNARD DIST #1		.1892000000		.1892000000		
TRA 03062 Totals:			1.0000000000		1.0000000000		

Fund NO.	Description	Prior Year Allocation	Prior Year Factor	Adjusted Prior Year Allocation	Adjusted Prior Year Factor	Annual Tax Increment	Current Year Allocation
1037	EL SCH GEN RIO	8.28	.1940871708	8.28	.1940871708	.16	8.44
2007	HI SCH GEN OXNARD	5.85	.1371206357	5.85	.1371206357	.12	5.97
2015	VTA COM COLLEGE GEN	2.37	.0557105419	2.37	.0557105419	.05	2.42
2019	VTA COLLEGE CHILD CTR	.01	.0002898446	.01	.0002898446		.01
4001	COUNTY GENERAL FUND	9.88	.2314282534	9.88	.2314282534	.20	10.08
4002	E.R.A.F.	1.36	.0527839576	1.36	.0527839576	.04	1.40
4004	E.R.A.F. 93-94 SHIFT	5.56	.1267985474	5.56	.1267985474	.11	5.67
4005	VTA. CO. OFFICE EDUCATION	1.02	.0249766323	1.02	.0249766323	.02	1.04
6100	* COUNTY FLOOD ZN ADM	.04	.0025193560	.04	.0025193560		.04
6120	* COUNTY FLOOD ZN #2	1.05	.0247480644	1.05	.0247480644	.02	1.07
7770	UNITED WTR CONS DIST	.28	.0061905273	.28	.0061905273	.01	.29
8031	CITY OXNARD DIST #1	6.97	.1433464686	6.97	.1433464686	.12	7.09
TRA 03063 Totals:		42.67	1.000000000	42.67	1.000000000	.85	43.52

*** Gross Assessed Valuation Information(Assessed valuations Minus Local Exemptions) ***

	Prior Year	Transfers	Current Year
Secured	A/V 4,267		AVI 4,352
Unsecured			
State Assessed			
	4,267		85
			4,352

Fund NO.	Description	Prior Year Allocation	Prior Year Factor	Adjusted Prior Year Allocation	Adjusted Prior Year Factor	Annual Tax Increment	Current Year Allocation
1037	EL SCH GEN RIO	64,690.19	.1916046893	64,690.19	.1916046893	1,687.88	66,378.07
2007	HI SCH GEN OXNARD	45,699.13	.1353553602	45,699.13	.1353553602	1,192.37	46,891.50
2015	VTA COM COLLEGE GEN	18,566.12	.0549906459	18,566.12	.0549906459	484.42	19,050.54
2019	VTA COLLEGE CHILD CTR	95.97	.0002842652	95.97	.0002842652	2.50	98.47
4001	COUNTY GENERAL FUND	68,395.17	.2025783302	68,395.17	.2025783302	1,784.56	70,179.73
4002	E.R.A.F.	19,377.49	.0573937696	19,377.49	.0573937696	505.59	19,883.08
4004	E.R.A.F. 93-94 SHIFT	40,279.57	.1193033874	40,279.57	.1193033874	1,050.97	41,330.54
4005	VTA. CO. OFFICE EDUCATION	8,287.19	.0245457124	8,287.19	.0245457124	216.23	8,503.42
6100	* COUNTY FLOOD ZN ADM	836.74	.0024783590	836.74	.0024783590	21.83	858.57
6120	* COUNTY FLOOD ZN #2	8,246.52	.0244252400	8,246.52	.0244252400	215.17	8,461.69
7770	UNITED WTR CONS DIST	2,116.95	.0062702225	2,116.95	.0062702225	55.24	2,172.19
8031	CITY OXNARD DIST #1	58,152.08	.1722396673	58,152.08	.1722396673	1,517.29	59,669.37
8600	CALLEGUAS MUN WTR	2,880.04	.0085303510	2,880.04	.0085303510	75.15	2,955.19
TRA 03064	Totals:	337,623.16	1.0000000000	337,623.16	1.0000000000	8,809.20	346,432.36

*** Gross Assessed Valuation Information(Assessed valuations Minus Local Exemptions) ***

	Prior Year A/V	Transfers	Current Year AVI	A/V
Secured	33,766,076			34,646,996
Unsecured				
State Assessed				
	33,766,076		880,920	34,646,996

Fund NO.	Description	Prior Year Allocation	Prior Year Factor	Adjusted Prior Year Allocation	Adjusted Prior Year Factor	Annual Tax Increment	Current Year Allocation
1031	EL SCH GEN OXNARD	212,186.71	.1932942542	212,186.71	.1932942542	9,154.07	221,340.78
2007	HI SCH GEN OXNARD	149,576.60	.1362587501	149,576.60	.1362587501	6,452.97	156,029.57
2015	VTA COM COLLEGE GEN	60,768.15	.0553575348	60,768.15	.0553575348	2,621.63	63,389.78
2019	VTA COLLEGE CHILD CTR	314.11	.0002861243	314.11	.0002861243	13.55	327.66
4001	COUNTY GENERAL FUND	224,879.18	.2048558341	224,879.18	.2048558341	9,701.60	234,580.78
4002	E.R.A.F.	63,546.19	.0578801713	63,546.19	.0578801713	2,741.10	66,287.29
4004	E.R.A.F. 93-94 SHIFT	132,284.07	.1205069645	132,284.07	.1205069645	5,706.99	137,991.06
4005	VTA. CO. OFFICE EDUCATION	17,766.77	.0161848560	17,766.77	.0161848560	766.49	18,533.26
6100	* COUNTY FLOOD ZN ADM	2,739.11	.0024952285	2,739.11	.0024952285	118.17	2,857.28
6120	* COUNTY FLOOD ZN #2	26,991.45	.0245882099	26,991.45	.0245882099	1,164.45	28,155.90
7770	UNITED WTR CONS DIST	6,931.47	.0063151751	6,931.47	.0063151751	299.08	7,230.55
8031	CITY OXNARD DIST #1	190,330.23	.1733895415	190,330.23	.1733895415	8,211.42	198,541.65
8600	CALLEGUAS MUN WTR	9,425.35	.0085873557	9,425.35	.0085873557	406.68	9,832.03
TRA 03065	Totals:	1,097,739.39	1.0000000000	1,097,739.39	1.0000000000	47,358.20	1,145,097.59

*** Gross Assessed Valuation Information(Assessed valuations Minus Local Exemptions) ***

	Prior Year A/V	Transfers	Current Year AVI	A/V
Secured	110,508,478			115,232,998
Unsecured	48,000			59,300
State Assessed				
	110,556,478		4,735,820	115,292,298

Fund NO.	Description	Prior Year Allocation	Prior Year Factor	Adjusted Prior Year Allocation	Adjusted Prior Year Factor	Annual Tax Increment	Current Year Allocation
1031	EL SCH GEN OXNARD	3,717.26	.1995809214	3,717.26	.1995809214	63.77	3,781.03
2007	HI SCH GEN OXNARD	2,620.53	.1406963255	2,620.53	.1406963255	44.96	2,665.49
2015	VTA COM COLLEGE GEN	1,064.61	.0571583530	1,064.61	.0571583530	18.26	1,082.87
2019	VTA COLLEGE CHILD CTR	5.43	.0002912655	5.43	.0002912655	.09	5.52
4001	COUNTY GENERAL FUND	3,383.02	.1816341078	3,383.02	.1816341078	58.07	3,441.09
4002	E.R.A.F.	1,072.69	.0575906327	1,072.69	.0575906327	18.40	1,091.09
4004	E.R.A.F. 93-94 SHIFT	2,109.53	.1132611874	2,109.53	.1132611874	36.19	2,145.72
4005	VTA. CO. OFFICE EDUCATION	306.89	.0164765130	306.89	.0164765130	5.26	312.15
6100	* COUNTY FLOOD ZN ADM	47.96	.0025766292	47.96	.0025766292	.82	48.78
6120	* COUNTY FLOOD ZN #2	472.79	.0253836244	472.79	.0253836244	8.11	480.90
7770	UNITED WTR CONS DIST	120.21	.0064543944	120.21	.0064543944	2.06	122.27
8031	CITY OXNARD DIST #1	3,539.36	.1900309106	3,539.36	.1900309106	60.72	3,600.08
8600	CALLEGUAS MUN WTR	165.09	.0088651351	165.09	.0088651351	2.83	167.92
TRA 03066	Totals:	18,625.37	1.0000000000	18,625.37	1.0000000000	319.54	18,944.91

*** Gross Assessed Valuation Information(Assessed valuations Minus Local Exemptions) ***

	Prior Year A/V	Transfers	Current Year AVI	A/V
Secured	1,797,771			1,833,725
Unsecured	70,600			66,600
State Assessed				
	1,868,371		31,954	1,900,325

Fund NO.	Description	Prior Year Allocation	Prior Year Factor	Adjusted Prior Year Allocation	Adjusted Prior Year Factor	Annual Tax Increment	Current Year Allocation
1031	EL SCH GEN OXNARD	558,629.12	.1935793536	558,629.12	.1935793536	20,196.02	578,825.14
2007	HI SCH GEN OXNARD	393,794.76	.1364600096	393,794.76	.1364600096	14,236.79	408,031.55
2015	VTA COM COLLEGE GEN	159,985.12	.0554389585	159,985.12	.0554389585	5,783.91	165,769.03
2019	VTA COLLEGE CHILD CTR	827.13	.0002866246	827.13	.0002866246	29.90	857.03
4001	COUNTY GENERAL FUND	589,217.89	.2041791505	589,217.89	.2041791505	21,301.90	610,519.79
4002	E.R.A.F.	166,642.92	.0577460564	166,642.92	.0577460564	6,024.61	172,667.53
4004	E.R.A.F. 93-94 SHIFT	346,983.11	.1202385694	346,983.11	.1202385694	12,544.42	359,527.53
4005	VTA. CO. OFFICE EDUCATION	46,933.86	.0162637887	46,933.86	.0162637887	1,696.79	48,630.65
6100	* COUNTY FLOOD ZN ADM	7,211.10	.0024988285	7,211.10	.0024988285	260.70	7,471.80
6120	* COUNTY FLOOD ZN #2	71,691.66	.0248430052	71,691.66	.0248430052	2,591.86	74,283.52
7770	UNITED WTR CONS DIST	18,701.76	.0064806378	18,701.76	.0064806378	676.12	19,377.88
8031	CITY OXNARD DIST #1	501,063.82	.1736314987	501,063.82	.1736314987	18,114.87	519,178.69
8600	CALLEGUAS MUN WTR	24,106.49	.0083535185	24,106.49	.0083535185	871.52	24,978.01
TRA 03067	Totals:	2,885,788.74	1.0000000000	2,885,788.74	1.0000000000	104,329.41	2,990,118.15

*** Gross Assessed Valuation Information(Assessed valuations Minus Local Exemptions) ***

	Prior Year A/V	Transfers	Current Year AVI	A/V
Secured	289,195,995			300,704,950
Unsecured	54,450			64,300
State Assessed	1,085,864			
	290,336,309		10,432,941	300,769,250

Fund NO.	Description	Prior Year Allocation	Prior Year Factor	Adjusted Prior Year Allocation	Adjusted Prior Year Factor	Annual Tax Increment	Current Year Allocation
1015	EL SCH GEN PT HUE		.2068967592		.2068967592		
2007	HI SCH GEN OXNARD		.1348244703		.1348244703		
2015	VTA COM COLLEGE GEN		.0547750358		.0547750358		
2019	VTA COLLEGE CHILD CTR		.0002827922		.0002827922		
4001	COUNTY GENERAL FUND		.3283256267		.3283256267		
4005	VTA. CO. OFFICE EDUCATION		.0029278014		.0029278014		
6100	* COUNTY FLOOD ZN ADM		.0029283519		.0029283519		
6140	* COUNTY FLOOD ZN #4		.0307530709		.0307530709		
8031	CITY OXNARD DIST #1		.2277824638		.2277824638		
8600	CALLEGUAS MUN WTR		.0105036278		.0105036278		
TRA 03068 Totals:			1.0000000000		1.0000000000		

Fund NO.	Description	Prior Year Allocation	Prior Year Factor	Adjusted Prior Year Allocation	Adjusted Prior Year Factor	Annual Tax Increment	Current Year Allocation
1031	EL SCH GEN OXNARD	1,335.67	.1992601269	1,335.67	.1992601269	26.59	1,362.26
2007	HI SCH GEN OXNARD	968.05	.1444165649	968.05	.1444165649	19.27	987.32
2015	VTA COM COLLEGE GEN	393.26	.0586654021	393.26	.0586654021	7.83	401.09
2019	VTA COLLEGE CHILD CTR	1.97	.0002920552	1.97	.0002920552	.04	2.01
4001	COUNTY GENERAL FUND	1,205.13	.1797834562	1,205.13	.1797834562	23.99	1,229.12
4002	E.R.A.F.	385.36	.0574932508	385.36	.0574932508	7.67	393.03
4004	E.R.A.F. 93-94 SHIFT	738.12	.1101176033	738.12	.1101176033	14.69	752.81
4005	VTA. CO. OFFICE EDUCATION	90.47	.0134951267	90.47	.0134951267	1.80	92.27
6100	* COUNTY FLOOD ZN ADM	17.38	.0025948976	17.38	.0025948976	.35	17.73
6120	* COUNTY FLOOD ZN #2	202.49	.0302090488	202.49	.0302090488	4.03	206.52
7770	UNITED WTR CONS DIST	43.43	.0064811077	43.43	.0064811077	.86	44.29
8031	CITY OXNARD DIST #1	1,275.34	.1902577563	1,275.34	.1902577563	25.39	1,300.73
8600	CALLEGUAS MUN WTR	46.50	.0069336035	46.50	.0069336035	.93	47.43
TRA 03069	Totals:	6,703.17	1.0000000000	6,703.17	1.0000000000	133.44	6,836.61

*** Gross Assessed Valuation Information(Assessed valuations Minus Local Exemptions) ***

	Prior Year A/V	Transfers	Current Year AVI	A/V
Secured	667,356			680,700
Unsecured				
State Assessed				
	667,356		13,344	680,700

Fund NO.	Description	Prior Year Allocation	Prior Year Factor	Adjusted Prior Year Allocation	Adjusted Prior Year Factor	Annual Tax Increment	Current Year Allocation
1029	EL SCH GEN OCN VIEW	430.71	.1701923238	430.71	.1701923238	8.65	439.36
2007	HI SCH GEN OXNARD	326.82	.1291428072	326.82	.1291428072	6.56	333.38
2015	VTA COM COLLEGE GEN	132.75	.0524675438	132.75	.0524675438	2.67	135.42
2019	VTA COLLEGE CHILD CTR	.69	.0002710146	.69	.0002710146	.01	.70
4001	COUNTY GENERAL FUND	489.75	.1935285884	489.75	.1935285884	9.84	499.59
4002	E.R.A.F.	145.52	.0574915464	145.52	.0574915464	2.92	148.44
4004	E.R.A.F. 93-94 SHIFT	215.37	.0850916013	215.37	.0850916013	4.32	219.69
4005	VTA. CO. OFFICE EDUCATION	59.55	.0235384493	59.55	.0235384493	1.20	60.75
6100	* COUNTY FLOOD ZN ADM	5.98	.0023573271	5.98	.0023573271	.12	6.10
6120	* COUNTY FLOOD ZN #2	59.01	.0233047540	59.01	.0233047540	1.18	60.19
7770	UNITED WTR CONS DIST	15.46	.0061149164	15.46	.0061149164	.31	15.77
8034	CITY OXNARD DIST #4	649.08	.2564991277	649.08	.2564991277	13.03	662.11
TRA 03070	Totals:	2,530.69	1.0000000000	2,530.69	1.0000000000	50.81	2,581.50

*** Gross Assessed Valuation Information(Assessed valuations Minus Local Exemptions) ***

	Prior Year	Transfers	Current Year
Secured	A/V 254,053		AVI 259,134
Unsecured			
State Assessed			
	254,053		5,081
			259,134

Fund NO.	Description	Prior Year Allocation	Prior Year Factor	Adjusted Prior Year Allocation	Adjusted Prior Year Factor	Annual Tax Increment	Current Year Allocation
1015	EL SCH GEN PT HUE	142,495.57	.1889205281	142,495.57	.1889205281	7,582.67	150,078.24
2007	HI SCH GEN OXNARD	102,050.20	.1352980541	102,050.20	.1352980541	5,430.44	107,480.64
2015	VTA COM COLLEGE GEN	41,459.72	.0549672739	41,459.72	.0549672739	2,206.21	43,665.93
2019	VTA COLLEGE CHILD CTR	214.34	.0002841698	214.34	.0002841698	11.41	225.75
4001	COUNTY GENERAL FUND	176,500.35	.3149730751	176,500.35	.3149730751	12,642.03	189,142.38
4002	E.R.A.F.	31,689.36		31,689.36			31,689.36
4004	E.R.A.F. 93-94 SHIFT	64,832.84		64,832.84			64,832.84
4005	VTA. CO. OFFICE EDUCATION	18,636.68	.0247085198	18,636.68	.0247085198	991.72	19,628.40
6100	* COUNTY FLOOD ZN ADM	1,954.94	.0028842692	1,954.94	.0028842692	115.77	2,070.71
6120	* COUNTY FLOOD ZN #2	19,473.04	.0294052079	19,473.04	.0294052079	1,180.23	20,653.27
7770	UNITED WTR CONS DIST	5,529.53	.0100342049	5,529.53	.0100342049	402.74	5,932.27
8031	CITY OXNARD DIST #1	141,912.50	.2248961432	141,912.50	.2248961432	9,026.62	150,939.12
8600	CALLEGUAS MUN WTR	7,513.00	.0136285540	7,513.00	.0136285540	547.01	8,060.01
TRA 03071	Totals:	754,262.07	1.0000000000	754,262.07	1.0000000000	40,136.85	794,398.92

*** Gross Assessed Valuation Information(Assessed valuations Minus Local Exemptions) ***

	Prior Year A/V	Transfers	Current Year AVI	A/V
Secured	75,569,995			79,470,980
Unsecured	16,800			129,500
State Assessed				
	75,586,795		4,013,685	79,600,480

Fund NO.	Description	Prior Year Allocation	Prior Year Factor	Adjusted Prior Year Allocation	Adjusted Prior Year Factor	Annual Tax Increment	Current Year Allocation
1029	EL SCH GEN OCN VIEW		.1819038642		.1819038642		
2007	HI SCH GEN OXNARD		.1371431308		.1371431308		
2015	VTA COM COLLEGE GEN		.0556620042		.0556620042		
2019	VTA COLLEGE CHILD CTR		.0001916075		.0001916075		
4001	COUNTY GENERAL FUND		.2755949402		.2755949402		
4005	VTA. CO. OFFICE EDUCATION		.0242133549		.0242133549		
6100	* COUNTY FLOOD ZN ADM		.0028742386		.0028742386		
6120	* COUNTY FLOOD ZN #2		.0297512962		.0297512962		
7770	UNITED WTR CONS DIST		.0101153181		.0101153181		
8031	CITY OXNARD DIST #1		.2688080113		.2688080113		
8600	CALLEGUAS MUN WTR		.0137422340		.0137422340		
TRA 03072 Totals:			1.0000000000		1.0000000000		

Fund NO.	Description	Prior Year Allocation	Prior Year Factor	Adjusted Prior Year Allocation	Adjusted Prior Year Factor	Annual Tax Increment	Current Year Allocation
1031	EL SCH GEN OXNARD		.1926639223		.1926639223		
2007	HI SCH GEN OXNARD		.1359544160		.1359544160		
2015	VTA COM COLLEGE GEN		.0551566952		.0551566952		
2019	VTA COLLEGE CHILD CTR		.0002279202		.0002279202		
4001	COUNTY GENERAL FUND		.2414013390		.2414013390		
4002	E.R.A.F.		.0244780947		.0244780947		
4004	E.R.A.F. 93-94 SHIFT		.1200382241		.1200382241		
4005	VTA. CO. OFFICE EDUCATION		.0152161129		.0152161129		
6100	* COUNTY FLOOD ZN ADM		.0024992649		.0024992649		
6120	* COUNTY FLOOD ZN #2		.0244780947		.0244780947		
7770	UNITED WTR CONS DIST		.0062481623		.0062481623		
8031	CITY OXNARD DIST #1		.1731108498		.1731108498		
8600	CALLEGUAS MUN WTR		.0085269039		.0085269039		
TRA 03073 Totals:			1.0000000000		1.0000000000		

No Taxable Parcels Within TRA=03073

Fund NO.	Description	Prior Year Allocation	Prior Year Factor	Adjusted Prior Year Allocation	Adjusted Prior Year Factor	Annual Tax Increment	Current Year Allocation
1037	EL SCH GEN RIO	342,524.29	.2012118174	342,524.29	.2012118174	8,444.17	350,968.46
2007	HI SCH GEN OXNARD	241,982.27	.1421496093	241,982.27	.1421496093	5,965.53	247,947.80
2015	VTA COM COLLEGE GEN	98,309.02	.0577504598	98,309.02	.0577504598	2,423.59	100,732.61
2019	VTA COLLEGE CHILD CTR	506.57	.0002975770	506.57	.0002975770	12.49	519.06
4001	COUNTY GENERAL FUND	301,195.83	.1769338788	301,195.83	.1769338788	7,425.33	308,621.16
4002	E.R.A.F.	93,738.07	.0550653068	93,738.07	.0550653068	2,310.90	96,048.97
4004	E.R.A.F. 93-94 SHIFT	188,134.98	.1105176471	188,134.98	.1105176471	4,638.05	192,773.03
4005	VTA. CO. OFFICE EDUCATION	43,585.41	.0256037356	43,585.41	.0256037356	1,074.50	44,659.91
6100	* COUNTY FLOOD ZN ADM	4,268.55	.0025075183	4,268.55	.0025075183	105.23	4,373.78
6120	* COUNTY FLOOD ZN #2	42,072.52	.0247150073	42,072.52	.0247150073	1,037.20	43,109.72
7770	UNITED WTR CONS DIST	10,663.05	.0062638891	10,663.05	.0062638891	262.87	10,925.92
8031	CITY OXNARD DIST #1	321,919.78	.1891079373	321,919.78	.1891079373	7,936.21	329,855.99
8600	CALLEGUAS MUN WTR	13,406.72	.0078756162	13,406.72	.0078756162	330.51	13,737.23
TRA 03074	Totals:	1,702,307.06	1.0000000000	1,702,307.06	1.0000000000	41,966.58	1,744,273.64

*** Gross Assessed Valuation Information(Assessed valuations Minus Local Exemptions) ***

	Prior Year A/V	Transfers	Current Year AVI	A/V
Secured	170,273,318		174,481,136	
Unsecured	78,760		67,600	
State Assessed				
	170,352,078		4,196,658	174,548,736

Fund NO.	Description	Prior Year Allocation	Prior Year Factor	Adjusted Prior Year Allocation	Adjusted Prior Year Factor	Annual Tax Increment	Current Year Allocation
1029	EL SCH GEN OCN VIEW	7,299.32	.1810897640	7,299.32	.1810897640	150.51	7,449.83
2007	HI SCH GEN OXNARD	5,538.70	.1374104363	5,538.70	.1374104363	114.21	5,652.91
2015	VTA COM COLLEGE GEN	2,250.15	.0558246771	2,250.15	.0558246771	46.40	2,296.55
2019	VTA COLLEGE CHILD CTR	11.61	.0002881157	11.61	.0002881157	.24	11.85
4001	COUNTY GENERAL FUND	7,791.35	.1932960194	7,791.35	.1932960194	160.64	7,951.99
4002	E.R.A.F.	2,287.66	.0567553295	2,287.66	.0567553295	47.17	2,334.83
4004	E.R.A.F. 93-94 SHIFT	4,898.14	.1215185034	4,898.14	.1215185034	101.00	4,999.14
4005	VTA. CO. OFFICE EDUCATION	1,009.52	.0250451126	1,009.52	.0250451126	20.82	1,030.34
6100	* COUNTY FLOOD ZN ADM	95.26	.0023630236	95.26	.0023630236	1.96	97.22
6120	* COUNTY FLOOD ZN #2	939.36	.0233049717	939.36	.0233049717	19.37	958.73
7770	UNITED WTR CONS DIST	239.40	.0059396318	239.40	.0059396318	4.94	244.34
8031	CITY OXNARD DIST #1	6,709.81	.1664645465	6,709.81	.1664645465	138.35	6,848.16
8600	CALLEGUAS MUN WTR	1,237.44	.0306998684	1,237.44	.0306998684	25.52	1,262.96
TRA 03075	Totals:	40,307.72	1.0000000000	40,307.72	1.0000000000	831.13	41,138.85

*** Gross Assessed Valuation Information(Assessed valuations Minus Local Exemptions) ***

	Prior Year A/V	Transfers	Current Year AVI	A/V
Secured	4,018,216			4,098,579
Unsecured	27,500			30,250
State Assessed				
	4,045,716		83,113	4,128,829

Fund NO.	Description	Prior Year Allocation	Prior Year Factor	Adjusted Prior Year Allocation	Adjusted Prior Year Factor	Annual Tax Increment	Current Year Allocation
1015	EL SCH GEN PT HUE	339,053.79	.1910190331	339,053.79	.1910190331	4,139.70	343,193.49
2007	HI SCH GEN OXNARD	242,817.93	.1368008528	242,817.93	.1368008528	2,964.70	245,782.63
2015	VTA COM COLLEGE GEN	98,649.12	.0555777954	98,649.12	.0555777954	1,204.46	99,853.58
2019	VTA COLLEGE CHILD CTR	510.01	.0002873108	510.01	.0002873108	6.23	516.24
4001	COUNTY GENERAL FUND	358,948.74	.2022278110	358,948.74	.2022278110	4,382.61	363,331.35
4002	E.R.A.F.	94,702.45	.0533543272	94,702.45	.0533543272	1,156.28	95,858.73
4004	E.R.A.F. 93-94 SHIFT	216,812.61	.1221497343	216,812.61	.1221497343	2,647.19	219,459.80
4005	VTA. CO. OFFICE EDUCATION	44,344.61	.0249832629	44,344.61	.0249832629	541.43	44,886.04
6100	* COUNTY FLOOD ZN ADM	4,316.56	.0024319011	4,316.56	.0024319011	52.70	4,369.26
6120	* COUNTY FLOOD ZN #2	42,536.95	.0239648569	42,536.95	.0239648569	519.36	43,056.31
7770	UNITED WTR CONS DIST	10,665.63	.0060088809	10,665.63	.0060088809	130.22	10,795.85
8031	CITY OXNARD DIST #1	299,960.26	.1689942759	299,960.26	.1689942759	3,662.38	303,622.64
8600	CALLEGUAS MUN WTR	21,655.19	.0121999577	21,655.19	.0121999577	264.39	21,919.58
TRA 03077	Totals:	1,774,973.85	1.0000000000	1,774,973.85	1.0000000000	21,671.65	1,796,645.50

*** Gross Assessed Valuation Information(Assessed valuations Minus Local Exemptions) ***

	Prior Year A/V	Transfers	Current Year AVI	A/V
Secured	44,634,730			46,322,343
Unsecured	133,253,356			133,732,908
State Assessed				
	177,888,086		2,167,165	180,055,251

Fund NO.	Description	Prior Year Allocation	Prior Year Factor	Adjusted Prior Year Allocation	Adjusted Prior Year Factor	Annual Tax Increment	Current Year Allocation
1031	EL SCH GEN OXNARD	10,045.95	.1924544132	10,045.95	.1924544132	7,993.55-	2,052.40
2007	HI SCH GEN OXNARD	7,092.03	.1358680997	7,092.03	.1358680997	5,643.25-	1,448.78
2015	VTA COM COLLEGE GEN	2,881.26	.0551987805	2,881.26	.0551987805	2,292.67-	588.59
2019	VTA COLLEGE CHILD CTR	14.88	.0002851580	14.88	.0002851580	11.84-	3.04
4001	COUNTY GENERAL FUND	10,613.20	.2033220618	10,613.20	.2033220618	8,444.95-	2,168.25
4002	E.R.A.F.	3,038.92	.0581811221	3,038.92	.0581811221	2,416.54-	622.38
4004	E.R.A.F. 93-94 SHIFT	6,250.19	.1197450220	6,250.19	.1197450220	4,973.58-	1,276.61
4005	VTA. CO. OFFICE EDUCATION	835.04	.0159949926	835.04	.0159949926	664.35-	170.69
6100	* COUNTY FLOOD ZN ADM	129.87	.0024878839	129.87	.0024878839	103.33-	26.54
6120	* COUNTY FLOOD ZN #2	1,285.21	.0246234465	1,285.21	.0246234465	1,022.73-	262.48
7735	OXNARD DRAIN #1	206.08	.0039491904	206.08	.0039491904	164.03-	42.05
7770	UNITED WTR CONS DIST	333.44	.0063937811	333.44	.0063937811	265.56-	67.88
8031	CITY OXNARD DIST #1	9,023.20	.1728923583	9,023.20	.1728923583	7,181.05-	1,842.15
8600	CALLEGUAS MUN WTR	448.77	.0086036899	448.77	.0086036899	357.35-	91.42
TRA 03078	Totals:	52,198.04	1.0000000000	52,198.04	1.0000000000	41,534.78-	10,663.26

*** Gross Assessed Valuation Information(Assessed valuations Minus Local Exemptions) ***

	Prior Year A/V	Transfers	Current Year AVI	A/V
Secured	374,648			382,140
Unsecured	481,370			637,900
State Assessed	4,317,500			
	5,173,518		4,153,478-	1,020,040

Fund NO.	Description	Prior Year Allocation	Prior Year Factor	Adjusted Prior Year Allocation	Adjusted Prior Year Factor	Annual Tax Increment	Current Year Allocation
1015	EL SCH GEN PT HUE	244.05	.1915382689	244.05	.1915382689	4.88	248.93
2007	HI SCH GEN OXNARD	174.80	.1371736995	174.80	.1371736995	3.49	178.29
2015	VTA COM COLLEGE GEN	71.01	.0557275927	71.01	.0557275927	1.42	72.43
2019	VTA COLLEGE CHILD CTR	.42	.0002860376	.42	.0002860376	.01	.43
4001	COUNTY GENERAL FUND	261.63	.2053103945	261.63	.2053103945	5.23	266.86
4002	E.R.A.F.	68.04	.0533872450	68.04	.0533872450	1.36	69.40
4004	E.R.A.F. 93-94 SHIFT	154.55	.1213104474	154.55	.1213104474	3.09	157.64
4005	VTA. CO. OFFICE EDUCATION	31.88	.0250154137	31.88	.0250154137	.64	32.52
6100	* COUNTY FLOOD ZN ADM	3.20	.0025099769	3.20	.0025099769	.06	3.26
6120	* COUNTY FLOOD ZN #2	31.53	.0247507116	31.53	.0247507116	.63	32.16
7770	UNITED WTR CONS DIST	7.88	.0062033512	7.88	.0062033512	.16	8.04
8031	CITY OXNARD DIST #1	225.27	.1767868610	225.27	.1767868610	4.50	229.77
TRA 03079	Totals:	1,274.26	1.0000000000	1,274.26	1.0000000000	25.47	1,299.73

*** Gross Assessed Valuation Information(Assessed valuations Minus Local Exemptions) ***

	Prior Year	Transfers	Current Year
Secured	A/V 127,416		AVI 129,963
Unsecured			
State Assessed			
	127,416		2,547
			129,963

Fund NO.	Description	Prior Year Allocation	Prior Year Factor	Adjusted Prior Year Allocation	Adjusted Prior Year Factor	Annual Tax Increment	Current Year Allocation
1015	EL SCH GEN PT HUE		.1920893339		.1920893339		
2007	HI SCH GEN OXNARD		.1375683582		.1375683582		
2015	VTA COM COLLEGE GEN		.0558892988		.0558892988		
2019	VTA COLLEGE CHILD CTR		.0002881537		.0002881537		
4001	COUNTY GENERAL FUND		.2060325425		.2060325425		
4002	E.R.A.F.		.0532524078		.0532524078		
4004	E.R.A.F. 93-94 SHIFT		.1212603914		.1212603914		
4005	VTA. CO. OFFICE EDUCATION		.0250918309		.0250918309		
6100	* COUNTY FLOOD ZN ADM		.0024479171		.0024479171		
6120	* COUNTY FLOOD ZN #2		.0240979603		.0240979603		
7770	UNITED WTR CONS DIST		.0060285745		.0060285745		
8031	CITY OXNARD DIST #1		.1699246564		.1699246564		
8600	CALLEGUAS MUN WTR		.0060285745		.0060285745		
TRA 03080 Totals:			1.0000000000		1.0000000000		

No Taxable Parcels Within TRA=03080

Fund NO.	Description	Prior Year Allocation	Prior Year Factor	Adjusted Prior Year Allocation	Adjusted Prior Year Factor	Annual Tax Increment	Current Year Allocation
1031	EL SCH GEN OXNARD	344,822.54	.1874874916	344,822.54	.1874874916	24,331.94	369,154.48
2007	HI SCH GEN OXNARD	243,075.58	.1321654647	243,075.58	.1321654647	17,152.30	260,227.88
2015	VTA COM COLLEGE GEN	98,753.30	.0536943171	98,753.30	.0536943171	6,968.39	105,721.69
2019	VTA COLLEGE CHILD CTR	510.00	.0002772936	510.00	.0002772936	35.99	545.99
4001	COUNTY GENERAL FUND	400,974.21	.2180183596	400,974.21	.2180183596	28,294.22	429,268.43
4002	E.R.A.F.	107,258.11	.0583185544	107,258.11	.0583185544	7,568.52	114,826.63
4004	E.R.A.F. 93-94 SHIFT	230,604.33	.1253845828	230,604.33	.1253845828	16,272.28	246,876.61
4005	VTA. CO. OFFICE EDUCATION	28,866.58	.0156953850	28,866.58	.0156953850	2,036.93	30,903.51
6100	* COUNTY FLOOD ZN ADM	4,451.21	.0024202166	4,451.21	.0024202166	314.09	4,765.30
6120	* COUNTY FLOOD ZN #2	43,863.45	.0238495045	43,863.45	.0238495045	3,095.16	46,958.61
7770	UNITED WTR CONS DIST	11,386.32	.0061909939	11,386.32	.0061909939	803.46	12,189.78
8031	CITY OXNARD DIST #1	309,297.21	.1681716035	309,297.21	.1681716035	21,825.14	331,122.35
8600	CALLEGUAS MUN WTR	15,313.39	.0083262327	15,313.39	.0083262327	1,080.57	16,393.96
TRA 03082	Totals:	1,839,176.23	1.0000000000	1,839,176.23	1.0000000000	129,778.99	1,968,955.22

*** Gross Assessed Valuation Information(Assessed valuations Minus Local Exemptions) ***

	Prior Year A/V	Transfers	Current Year AVI	A/V
Secured	88,330,823			90,715,322
Unsecured	95,680,300			106,273,700
State Assessed				
	184,011,123		12,977,899	196,989,022

Fund NO.	Description	Prior Year Allocation	Prior Year Factor	Adjusted Prior Year Allocation	Adjusted Prior Year Factor	Annual Tax Increment	Current Year Allocation
1037	EL SCH GEN RIO	261,247.30	.3226774008	261,247.30	.3226774008	8,629.66	269,876.96
2007	HI SCH GEN OXNARD	95,869.80	.1184127559	95,869.80	.1184127559	3,166.82	99,036.62
2015	VTA COM COLLEGE GEN	38,948.02	.0481063350	38,948.02	.0481063350	1,286.55	40,234.57
2019	VTA COLLEGE CHILD CTR	200.99	.0002481955	200.99	.0002481955	6.64	207.63
4001	COUNTY GENERAL FUND	123,766.47	.1528689364	123,766.47	.1528689364	4,088.31	127,854.78
4002	E.R.A.F.	38,981.29	.0481448751	38,981.29	.0481448751	1,287.58	40,268.87
4004	E.R.A.F. 93-94 SHIFT	76,729.95	.0947727165	76,729.95	.0947727165	2,534.59	79,264.54
4005	VTA. CO. OFFICE EDUCATION	17,356.49	.0214377394	17,356.49	.0214377394	573.33	17,929.82
6100	* COUNTY FLOOD ZN ADM	1,754.16	.0021666211	1,754.16	.0021666211	57.94	1,812.10
6120	* COUNTY FLOOD ZN #2	17,298.67	.0213662814	17,298.67	.0213662814	571.42	17,870.09
7770	UNITED WTR CONS DIST	4,387.04	.0054187974	4,387.04	.0054187974	144.92	4,531.96
8031	CITY OXNARD DIST #1	127,042.38	.1569171778	127,042.38	.1569171778	4,196.58	131,238.96
8600	CALLEGUAS MUN WTR	6,041.25	.0074621677	6,041.25	.0074621677	199.57	6,240.82
TRA 03083	Totals:	809,623.81	1.0000000000	809,623.81	1.0000000000	26,743.91	836,367.72

*** Gross Assessed Valuation Information(Assessed valuations Minus Local Exemptions) ***

	Prior Year A/V	Transfers	Current Year AVI	A/V
Secured	80,947,252			83,607,443
Unsecured	24,500			38,700
State Assessed				
	80,971,752		2,674,391	83,646,143

Fund NO.	Description	Prior Year Allocation	Prior Year Factor	Adjusted Prior Year Allocation	Adjusted Prior Year Factor	Annual Tax Increment	Current Year Allocation
1031	EL SCH GEN OXNARD	329,477.51	.1930174502	329,477.51	.1930174502	12,405.24	341,882.75
2007	HI SCH GEN OXNARD	232,258.23	.1360636023	232,258.23	.1360636023	8,744.81	241,003.04
2015	VTA COM COLLEGE GEN	94,359.14	.0552783096	94,359.14	.0552783096	3,552.74	97,911.88
2019	VTA COLLEGE CHILD CTR	487.78	.0002857603	487.78	.0002857603	18.37	506.15
4001	COUNTY GENERAL FUND	347,611.95	.2036392498	347,611.95	.2036392498	13,087.90	360,699.85
4002	E.R.A.F.	98,914.69	.0579281770	98,914.69	.0579281770	3,723.05	102,637.74
4004	E.R.A.F. 93-94 SHIFT	205,393.51	.1203280044	205,393.51	.1203280044	7,733.49	213,127.00
4005	VTA. CO. OFFICE EDUCATION	27,588.27	.0161619924	27,588.27	.0161619924	1,038.73	28,627.00
6100	* COUNTY FLOOD ZN ADM	4,253.02	.0024915531	4,253.02	.0024915531	160.13	4,413.15
6120	* COUNTY FLOOD ZN #2	41,911.63	.0245530415	41,911.63	.0245530415	1,578.02	43,489.65
7770	UNITED WTR CONS DIST	10,767.13	.0063097577	10,767.13	.0063097577	405.53	11,172.66
8031	CITY OXNARD DIST #1	299,327.36	.1753680414	299,327.36	.1753680414	11,270.91	310,598.27
8600	CALLEGUAS MUN WTR	14,632.68	.0085750603	14,632.68	.0085750603	551.12	15,183.80
TRA 03084	Totals:	1,706,982.90	1.0000000000	1,706,982.90	1.0000000000	64,270.04	1,771,252.94

*** Gross Assessed Valuation Information(Assessed valuations Minus Local Exemptions) ***

	Prior Year A/V	Transfers	Current Year AVI	A/V
Secured	170,333,370			176,779,094
Unsecured	428,100			409,380
State Assessed				
	170,761,470		6,427,004	177,188,474

Fund NO.	Description	Prior Year Allocation	Prior Year Factor	Adjusted Prior Year Allocation	Adjusted Prior Year Factor	Annual Tax Increment	Current Year Allocation
1029	EL SCH GEN OCN VIEW	76.03	.1935726348	76.03	.1935726348		76.03
2007	HI SCH GEN OXNARD	53.61	.1364549325	53.61	.1364549325		53.61
2015	VTA COM COLLEGE GEN	21.77	.0554372038	21.77	.0554372038		21.77
2019	VTA COLLEGE CHILD CTR	.11	.0002866421	.11	.0002866421		.11
4001	COUNTY GENERAL FUND	128.12	.3261670180	128.12	.3261670180		128.12
4005	VTA. CO. OFFICE EDUCATION	1.17	.0029627384	1.17	.0029627384		1.17
6100	* COUNTY FLOOD ZN ADM	1.15	.0029372170	1.15	.0029372170		1.15
6140	* COUNTY FLOOD ZN #4	11.94	.0304042220	11.94	.0304042220		11.94
8031	CITY OXNARD DIST #1	89.28	.2272987144	89.28	.2272987144		89.28
8600	CALLEGUAS MUN WTR	9.62	.0244786770	9.62	.0244786770		9.62
TRA 03085 Totals:		392.80	1.0000000000	392.80	1.0000000000		392.80

*** Gross Assessed Valuation Information(Assessed valuations Minus Local Exemptions) ***

	Prior Year A/V	Transfers	Current Year AVI	A/V
Secured				
Unsecured				
State Assessed	39,349			39,349
	39,349			39,349

Fund NO.	Description	Prior Year Allocation	Prior Year Factor	Adjusted Prior Year Allocation	Adjusted Prior Year Factor	Annual Tax Increment	Current Year Allocation
1029	EL SCH GEN OCN VIEW		.1836670179		.1836670179		
2007	HI SCH GEN OXNARD		.1394910462		.1394910462		
2015	VTA COM COLLEGE GEN		.0565504241		.0565504241		
4001	COUNTY GENERAL FUND		.3850965698		.3850965698		
4002	E.R.A.F.		.0540569020		.0540569020		
4004	E.R.A.F. 93-94 SHIFT		.1232876712		.1232876712		
4005	VTA. CO. OFFICE EDUCATION		.0220231823		.0220231823		
6100	* COUNTY FLOOD ZN ADM		.0022128556		.0022128556		
6120	* COUNTY FLOOD ZN #2		.0250790306		.0250790306		
7770	UNITED WTR CONS DIST		.0063224447		.0063224447		
8031	CITY OXNARD DIST #1		.0022128556		.0022128556		
TRA 03086 Totals:			1.0000000000		1.0000000000		

No Taxable Parcels Within TRA=03086

Fund NO.	Description	Prior Year Allocation	Prior Year Factor	Adjusted Prior Year Allocation	Adjusted Prior Year Factor	Annual Tax Increment	Current Year Allocation
1031	EL SCH GEN OXNARD	434,542.25	.1937646613	434,542.25	.1937646613	20,030.77	454,573.02
2007	HI SCH GEN OXNARD	306,336.19	.1365969055	306,336.19	.1365969055	14,120.95	320,457.14
2015	VTA COM COLLEGE GEN	124,454.55	.0554949424	124,454.55	.0554949424	5,736.89	130,191.44
2019	VTA COLLEGE CHILD CTR	643.05	.0002867419	643.05	.0002867419	29.64	672.69
4001	COUNTY GENERAL FUND	445,228.05	.1985295289	445,228.05	.1985295289	20,523.36	465,751.41
4002	E.R.A.F.	128,535.50	.0573146472	128,535.50	.0573146472	5,925.00	134,460.50
4004	E.R.A.F. 93-94 SHIFT	267,533.14	.1192944219	267,533.14	.1192944219	12,332.27	279,865.41
4005	VTA. CO. OFFICE EDUCATION	36,380.21	.0162221180	36,380.21	.0162221180	1,676.99	38,057.20
6100	* COUNTY FLOOD ZN ADM	5,494.35	.0024499647	5,494.35	.0024499647	253.27	5,747.62
6120	* COUNTY FLOOD ZN #2	54,144.46	.0241433062	54,144.46	.0241433062	2,495.86	56,640.32
7770	UNITED WTR CONS DIST	13,933.70	.0062131074	13,933.70	.0062131074	642.29	14,575.99
8031	CITY OXNARD DIST #1	408,297.48	.1820619762	408,297.48	.1820619762	18,820.98	427,118.46
8600	CALLEGUAS MUN WTR	17,106.04	.0076276784	17,106.04	.0076276784	788.52	17,894.56
TRA 03087	Totals:	2,242,628.97	1.0000000000	2,242,628.97	1.0000000000	103,376.79	2,346,005.76

*** Gross Assessed Valuation Information(Assessed valuations Minus Local Exemptions) ***

	Prior Year A/V	Transfers	Current Year AVI	A/V
Secured	179,158,926		189,229,744	
Unsecured	48,140,960		48,407,821	
State Assessed				
	227,299,886		10,337,679	237,637,565

Fund NO.	Description	Prior Year Allocation	Prior Year Factor	Adjusted Prior Year Allocation	Adjusted Prior Year Factor	Annual Tax Increment	Current Year Allocation
1029	EL SCH GEN OCN VIEW		.1698759488		.1698759488		
2007	HI SCH GEN OXNARD		.1288967857		.1288967857		
2015	VTA COM COLLEGE GEN		.0523340333		.0523340333		
2019	VTA COLLEGE CHILD CTR		.0001615248		.0001615248		
4001	COUNTY GENERAL FUND		.4285872898		.4285872898		
4002	E.R.A.F.		.0574893538		.0574893538		
4004	E.R.A.F. 93-94 SHIFT		.0850768376		.0850768376		
4005	VTA. CO. OFFICE EDUCATION		.0227735605		.0227735605		
6100	* COUNTY FLOOD ZN ADM		.0024069617		.0024069617		
6120	* COUNTY FLOOD ZN #2		.0231438622		.0231438622		
7770	UNITED WTR CONS DIST		.0061099796		.0061099796		
8034	CITY OXNARD DIST #4		.0231438622		.0231438622		
TRA 03088 Totals:			1.0000000000		1.0000000000		

No Taxable Parcels Within TRA=03088

Fund NO.	Description	Prior Year Allocation	Prior Year Factor	Adjusted Prior Year Allocation	Adjusted Prior Year Factor	Annual Tax Increment	Current Year Allocation
1029	EL SCH GEN OCN VIEW	69,253.88	.1801671345	69,253.88	.1801671345	5,760.56	75,014.44
2007	HI SCH GEN OXNARD	52,549.98	.1367111250	52,549.98	.1367111250	4,371.13	56,921.11
2015	VTA COM COLLEGE GEN	21,349.36	.0555413070	21,349.36	.0555413070	1,775.85	23,125.21
2019	VTA COLLEGE CHILD CTR	110.37	.0002871517	110.37	.0002871517	9.18	119.55
4001	COUNTY GENERAL FUND	78,724.07	.2047968055	78,724.07	.2047968055	6,548.06	85,272.13
4002	E.R.A.F.	22,437.98	.0582943221	22,437.98	.0582943221	1,863.87	24,301.85
4004	E.R.A.F. 93-94 SHIFT	46,468.46	.1209002921	46,468.46	.1209002921	3,865.60	50,334.06
4005	VTA. CO. OFFICE EDUCATION	9,597.04	.0249672102	9,597.04	.0249672102	798.29	10,395.33
6100	* COUNTY FLOOD ZN ADM	962.25	.0025033788	962.25	.0025033788	80.04	1,042.29
6120	* COUNTY FLOOD ZN #2	9,482.75	.0246699076	9,482.75	.0246699076	788.78	10,271.53
7770	UNITED WTR CONS DIST	2,434.76	.0063426891	2,434.76	.0063426891	202.80	2,637.56
8031	CITY OXNARD DIST #1	67,708.64	.1762027054	67,708.64	.1762027054	5,633.81	73,342.45
8600	CALLEGUAS MUN WTR	3,307.37	.0086159710	3,307.37	.0086159710	275.48	3,582.85
TRA 03089	Totals:	384,386.91	1.0000000000	384,386.91	1.0000000000	31,973.45	416,360.36

*** Gross Assessed Valuation Information(Assessed valuations Minus Local Exemptions) ***

	Prior Year A/V	Transfers	Current Year AVI	A/V
Secured	37,291,189			40,560,865
Unsecured	1,158,161			1,085,830
State Assessed				
	38,449,350		3,197,345	41,646,695

Fund NO.	Description	Prior Year Allocation	Prior Year Factor	Adjusted Prior Year Allocation	Adjusted Prior Year Factor	Annual Tax Increment	Current Year Allocation
1037	EL SCH GEN RIO	1,382,740.60	.1917018080	1,382,740.60	.1917018080	42,970.64	1,425,711.24
2007	HI SCH GEN OXNARD	976,854.52	.1354301580	976,854.52	.1354301580	30,357.15	1,007,211.67
2015	VTA COM COLLEGE GEN	396,864.88	.0550209597	396,864.88	.0550209597	12,333.14	409,198.02
2019	VTA COLLEGE CHILD CTR	2,051.75	.0002844492	2,051.75	.0002844492	63.76	2,115.51
4001	COUNTY GENERAL FUND	1,459,514.54	.2023456787	1,459,514.54	.2023456787	45,356.50	1,504,871.04
4002	E.R.A.F.	413,555.65	.0573349540	413,555.65	.0573349540	12,851.83	426,407.48
4004	E.R.A.F. 93-94 SHIFT	858,230.51	.1189842406	858,230.51	.1189842406	26,670.74	884,901.25
4005	VTA. CO. OFFICE EDUCATION	178,399.05	.0247330715	178,399.05	.0247330715	5,544.01	183,943.06
6100	* COUNTY FLOOD ZN ADM	17,888.22	.0024800043	17,888.22	.0024800043	555.90	18,444.12
6120	* COUNTY FLOOD ZN #2	176,275.49	.0244386646	176,275.49	.0244386646	5,478.01	181,753.50
7770	UNITED WTR CONS DIST	45,101.50	.0062528271	45,101.50	.0062528271	1,401.59	46,503.09
8031	CITY OXNARD DIST #1	1,245,058.57	.1726137067	1,245,058.57	.1726137067	38,691.97	1,283,750.54
8600	CALLEGUAS MUN WTR	60,440.98	.0083794776	60,440.98	.0083794776	1,878.29	62,319.27
TRA 03091	Totals:	7,212,976.26	1.0000000000	7,212,976.26	1.0000000000	224,153.53	7,437,129.79

*** Gross Assessed Valuation Information(Assessed valuations Minus Local Exemptions) ***

	Prior Year A/V	Transfers	Current Year AVI	A/V
Secured	718,241,038		741,349,051	
Unsecured	10,173,460		9,480,800	
State Assessed				
	728,414,498		22,415,353	750,829,851

Fund NO.	Description	Prior Year Allocation	Prior Year Factor	Adjusted Prior Year Allocation	Adjusted Prior Year Factor	Annual Tax Increment	Current Year Allocation
1029	EL SCH GEN OCN VIEW		.1680445722		.1680445722		
2007	HI SCH GEN OXNARD		.1276713850		.1276713850		
2015	VTA COM COLLEGE GEN		.0519011934		.0519011934		
4001	COUNTY GENERAL FUND		.1922822022		.1922822022		
4002	E.R.A.F.		.0612868440		.0612868440		
4004	E.R.A.F. 93-94 SHIFT		.0846513300		.0846513300		
4005	VTA. CO. OFFICE EDUCATION		.0219266715		.0219266715		
6100	* COUNTY FLOOD ZN ADM		.0021567218		.0021567218		
6120	* COUNTY FLOOD ZN #2		.0230050324		.0230050324		
7770	UNITED WTR CONS DIST		.0059309849		.0059309849		
8034	CITY OXNARD DIST #4		.2532350827		.2532350827		
8600	CALLEGUAS MUN WTR		.0079079799		.0079079799		
TRA 03092 Totals:			1.0000000000		1.0000000000		

No Taxable Parcels Within TRA=03092

Fund NO.	Description	Prior Year Allocation	Prior Year Factor	Adjusted Prior Year Allocation	Adjusted Prior Year Factor	Annual Tax Increment	Current Year Allocation
1015	EL SCH GEN PT HUE	4,023.69	.1889112286	4,023.69	.1889112286	80.29	4,103.98
2007	HI SCH GEN OXNARD	2,881.64	.1352926025	2,881.64	.1352926025	57.50	2,939.14
2015	VTA COM COLLEGE GEN	1,170.59	.0549590116	1,170.59	.0549590116	23.36	1,193.95
2019	VTA COLLEGE CHILD CTR	5.85	.0002753279	5.85	.0002753279	.12	5.97
4001	COUNTY GENERAL FUND	5,918.71	.3150777304	5,918.71	.3150777304	133.92	6,052.63
4002	E.R.A.F.	404.87		404.87			404.87
4004	E.R.A.F. 93-94 SHIFT	842.60		842.60			842.60
4005	VTA. CO. OFFICE EDUCATION	525.38	.0246668866	525.38	.0246668866	10.48	535.86
6100	* COUNTY FLOOD ZN ADM	58.43	.0028781014	58.43	.0028781014	1.22	59.65
6120	* COUNTY FLOOD ZN #2	591.05	.0293984688	591.05	.0293984688	12.49	603.54
7770	UNITED WTR CONS DIST	187.26	.0100270650	187.26	.0100270650	4.26	191.52
8031	CITY OXNARD DIST #1	4,434.80	.2248886872	4,434.80	.2248886872	95.58	4,530.38
8600	CALLEGUAS MUN WTR	254.46	.0136248900	254.46	.0136248900	5.79	260.25
TRA 03093	Totals:	21,299.33	1.0000000000	21,299.33	1.0000000000	425.01	21,724.34

*** Gross Assessed Valuation Information(Assessed valuations Minus Local Exemptions) ***

	Prior Year A/V	Transfers	Current Year AVI	A/V
Secured	2,125,075			2,167,576
Unsecured				
State Assessed				
	2,125,075		42,501	2,167,576

Fund NO.	Description	Prior Year Allocation	Prior Year Factor	Adjusted Prior Year Allocation	Adjusted Prior Year Factor	Annual Tax Increment	Current Year Allocation
1015	EL SCH GEN PT HUE	4,059.27	.1889213308	4,059.27	.1889213308	793.78	4,853.05
2007	HI SCH GEN OXNARD	2,907.16	.1353008333	2,907.16	.1353008333	568.48	3,475.64
2015	VTA COM COLLEGE GEN	1,181.08	.0549682489	1,181.08	.0549682489	230.96	1,412.04
2019	VTA COLLEGE CHILD CTR	6.07	.0002823677	6.07	.0002823677	1.19	7.26
4001	COUNTY GENERAL FUND	4,351.01	.2024953484	4,351.01	.2024953484	850.80	5,201.81
4002	E.R.A.F.	1,238.65	.0576015452	1,238.65	.0576015452	242.02	1,480.67
4004	E.R.A.F. 93-94 SHIFT	2,570.76	.1196513673	2,570.76	.1196513673	502.73	3,073.49
4005	VTA. CO. OFFICE EDUCATION	530.77	.0247020890	530.77	.0247020890	103.79	634.56
6100	* COUNTY FLOOD ZN ADM	53.21	.0024765656	53.21	.0024765656	10.41	63.62
6120	* COUNTY FLOOD ZN #2	524.59	.0244151355	524.59	.0244151355	102.58	627.17
7770	UNITED WTR CONS DIST	134.70	.0062734178	134.70	.0062734178	26.36	161.06
8031	CITY OXNARD DIST #1	3,746.16	.1743839791	3,746.16	.1743839791	732.70	4,478.86
8600	CALLEGUAS MUN WTR	183.08	.0085277714	183.08	.0085277714	35.83	218.91
TRA 03095	Totals:	21,486.51	1.0000000000	21,486.51	1.0000000000	4,201.63	25,688.14

*** Gross Assessed Valuation Information(Assessed valuations Minus Local Exemptions) ***

	Prior Year A/V	Transfers	Current Year AVI	A/V
Secured	2,145,976			2,566,139
Unsecured				
State Assessed				
	2,145,976		420,163	2,566,139

Fund NO.	Description	Prior Year Allocation	Prior Year Factor	Adjusted Prior Year Allocation	Adjusted Prior Year Factor	Annual Tax Increment	Current Year Allocation
1031	EL SCH GEN OXNARD		.1927296544		.1927296544		
2007	HI SCH GEN OXNARD		.1358669404		.1358669404		
2015	VTA COM COLLEGE GEN		.0551799082		.0551799082		
2019	VTA COLLEGE CHILD CTR		.0002716735		.0002716735		
4001	COUNTY GENERAL FUND		.1197805797		.1197805797		
4002	E.R.A.F.		.0581300147		.0581300147		
4004	E.R.A.F. 93-94 SHIFT		.2034129336		.2034129336		
4005	VTA. CO. OFFICE EDUCATION		.0160318078		.0160318078		
6100	* COUNTY FLOOD ZN ADM		.0024613149		.0024613149		
6120	* COUNTY FLOOD ZN #2		.0245108073		.0245108073		
7735	OXNARD DRAIN #1		.0038736286		.0038736286		
7770	UNITED WTR CONS DIST		.0062991240		.0062991240		
8031	CITY OXNARD DIST #1		.1729009743		.1729009743		
8600	CALLEGUAS MUN WTR		.0085506386		.0085506386		
TRA 03096 Totals:			1.0000000000		1.0000000000		

No Taxable Parcels Within TRA=03096

Fund NO.	Description	Prior Year Allocation	Prior Year Factor	Adjusted Prior Year Allocation	Adjusted Prior Year Factor	Annual Tax Increment	Current Year Allocation
1031	EL SCH GEN OXNARD		.1935773572		.1935773572		
2007	HI SCH GEN OXNARD		.1364567488		.1364567488		
2015	VTA COM COLLEGE GEN		.0554372444		.0554372444		
2019	VTA COLLEGE CHILD CTR		.0002839469		.0002839469		
4001	COUNTY GENERAL FUND		.2042325651		.2042325651		
4002	E.R.A.F.		.0578591059		.0578591059		
4004	E.R.A.F. 93-94 SHIFT		.1202770230		.1202770230		
4005	VTA. CO. OFFICE EDUCATION		.0161932214		.0161932214		
6100	* COUNTY FLOOD ZN ADM		.0024971206		.0024971206		
6120	* COUNTY FLOOD ZN #2		.0246226560		.0246226560		
7770	UNITED WTR CONS DIST		.0063197262		.0063197262		
8031	CITY OXNARD DIST #1		.1736440879		.1736440879		
8600	CALLEGUAS MUN WTR		.0085991966		.0085991966		
TRA 03097	Totals:		1.0000000000		1.0000000000		

Fund NO.	Description	Prior Year Allocation	Prior Year Factor	Adjusted Prior Year Allocation	Adjusted Prior Year Factor	Annual Tax Increment	Current Year Allocation
1031	EL SCH GEN OXNARD		.1931018061		.1931018061		
2007	HI SCH GEN OXNARD		.1361271470		.1361271470		
2015	VTA COM COLLEGE GEN		.0553061079		.0553061079		
2019	VTA COLLEGE CHILD CTR		.0002850830		.0002850830		
4001	COUNTY GENERAL FUND		.1963220717		.1963220717		
4002	E.R.A.F.		.0579611551		.0579611551		
4004	E.R.A.F. 93-94 SHIFT		.1203782442		.1203782442		
4005	VTA. CO. OFFICE EDUCATION		.0159189088		.0159189088		
6100	* COUNTY FLOOD ZN ADM		.0024490629		.0024490629		
6120	* COUNTY FLOOD ZN #2		.0245586585		.0245586585		
7770	UNITED WTR CONS DIST		.0062927310		.0062927310		
8031	CITY OXNARD DIST #1		.1753801150		.1753801150		
8600	CALLEGUAS MUN WTR		.0159189088		.0159189088		
TRA 03098 Totals:			1.0000000000		1.0000000000		

No Taxable Parcels Within TRA=03098

Fund NO.	Description	Prior Year Allocation	Prior Year Factor	Adjusted Prior Year Allocation	Adjusted Prior Year Factor	Annual Tax Increment	Current Year Allocation
1029	EL SCH GEN OCN VIEW		.1818181818		.1818181818		
2007	HI SCH GEN OXNARD		.1492537313		.1492537313		
2015	VTA COM COLLEGE GEN		.0597014925		.0597014925		
4001	COUNTY GENERAL FUND		.2152872004		.2152872004		
4002	E.R.A.F.		.0454545455		.0454545455		
4004	E.R.A.F. 93-94 SHIFT		.1363636364		.1363636364		
6120	* COUNTY FLOOD ZN #2		.0227272727		.0227272727		
8031	CITY OXNARD DIST #1		.1893939394		.1893939394		
TRA 03099 Totals:			1.0000000000		1.0000000000		

No Taxable Parcels Within TRA=03099

Fund NO.	Description	Prior Year Allocation	Prior Year Factor	Adjusted Prior Year Allocation	Adjusted Prior Year Factor	Annual Tax Increment	Current Year Allocation
1029	EL SCH GEN OCN VIEW	11,807.88	.1697311252	11,058.89	.1697311252	16,157.24	27,216.13
	Net Transfers:	748.99-					
2007	HI SCH GEN OXNARD	8,959.78	.1287914574	8,391.45	.1287914574	12,260.06	20,651.51
	Net Transfers:	568.33-					
2015	VTA COM COLLEGE GEN	3,640.04	.0523233631	3,409.15	.0523233631	4,980.82	8,389.97
	Net Transfers:	230.89-					
2019	VTA COLLEGE CHILD CTR	18.84	.0002708273	17.64	.0002708273	25.78	43.42
	Net Transfers:	1.20-					
4001	COUNTY GENERAL FUND	12,747.02	.1832307206	11,938.46	.1832307206	17,442.32	29,380.78
	Net Transfers:	808.56-					
4002	E.R.A.F.	4,004.24	.0575585834	3,750.24	.0575585834	5,479.18	9,229.42
	Net Transfers:	254.00-					
4004	E.R.A.F. 93-94 SHIFT	5,903.01	.0848521373	5,528.57	.0848521373	8,077.34	13,605.91
	Net Transfers:	374.44-					
4005	VTA. CO. OFFICE EDUCATION	1,635.40	.0235079390	1,531.66	.0235079390	2,237.79	3,769.45
	Net Transfers:	103.74-					
6100	* COUNTY FLOOD ZN ADM	155.69	.0022378884	145.81	.0022378884	213.03	358.84
	Net Transfers:	9.88-					
6120	* COUNTY FLOOD ZN #2	1,535.06	.0220656264	1,437.69	.0220656264	2,100.50	3,538.19
	Net Transfers:	97.37-					
7770	UNITED WTR CONS DIST	403.64	.0058020680	378.04	.0058020680	552.32	930.36
	Net Transfers:	25.60-					
8034	CITY OXNARD DIST #4	17,060.01	.2452272910	15,977.87	.2452272910	23,343.95	39,321.82
	Net Transfers:	1,082.14-					
8600	CALLEGUAS MUN WTR	1,697.53	.0244009729	1,589.85	.0244009729	2,322.80	3,912.65
	Net Transfers:	107.68-					
TRA 03100	Totals:	69,568.14	1.0000000000	65,155.32	1.0000000000	95,193.13	160,348.45

*** Gross Assessed Valuation Information(Assessed valuations Minus Local Exemptions) ***

	Prior Year A/V	Transfers	Current Year AVI	A/V
Secured	6,956,765	441,279-		16,034,799
Unsecured				
State Assessed	6,956,765	441,279-	9,519,313	16,034,799

See Next Page For TRA Transfers

RT 1021-42 02.0A
Date: 09/11/19 10:41:33

C O U N T Y O F V E N T U R A
AB8 TRA History Report (Include TEA Data) 2019 - 2020
Prime: OXNARD CITY

PAGE NR.: 141
VC10265

Transfer Out:	TRA To	Adj Pcnt	Transfer Rev	No Transfer In
	03058	.0634316381	4,412.82-	

			4,412.82-	

-

*=====> Net Impact On TRA: 4,412.82-

Fund NO.	Description	Prior Year Allocation	Prior Year Factor	Adjusted Prior Year Allocation	Adjusted Prior Year Factor	Annual Tax Increment	Current Year Allocation
1029	EL SCH GEN OCN VIEW	90,010.33	.1801668349	90,010.33	.1801668349	2,712.05	92,722.38
2007	HI SCH GEN OXNARD	68,300.10	.1367111286	68,300.10	.1367111286	2,057.91	70,358.01
2015	VTA COM COLLEGE GEN	27,748.16	.0555413821	27,748.16	.0555413821	836.06	28,584.22
2019	VTA COLLEGE CHILD CTR	143.42	.0002870851	143.42	.0002870851	4.32	147.74
4001	COUNTY GENERAL FUND	102,315.62	.2047974435	102,315.62	.2047974435	3,082.81	105,398.43
4002	E.R.A.F.	29,121.97	.0582941903	29,121.97	.0582941903	877.50	29,999.47
4004	E.R.A.F. 93-94 SHIFT	60,401.46	.1209005840	60,401.46	.1209005840	1,819.91	62,221.37
4005	VTA. CO. OFFICE EDUCATION	12,473.28	.0249668385	12,473.28	.0249668385	375.83	12,849.11
6100	* COUNTY FLOOD ZN ADM	1,250.74	.0025035259	1,250.74	.0025035259	37.69	1,288.43
6120	* COUNTY FLOOD ZN #2	12,324.91	.0246698510	12,324.91	.0246698510	371.35	12,696.26
7770	UNITED WTR CONS DIST	3,168.95	.0063427061	3,168.95	.0063427061	95.48	3,264.43
8031	CITY OXNARD DIST #1	88,030.85	.1762025737	88,030.85	.1762025737	2,652.37	90,683.22
8600	CALLEGUAS MUN WTR	4,304.65	.0086158563	4,304.65	.0086158563	129.69	4,434.34
TRA 03101	Totals:	499,594.44	1.0000000000	499,594.44	1.0000000000	15,052.97	514,647.41

*** Gross Assessed Valuation Information(Assessed valuations Minus Local Exemptions) ***

	Prior Year A/V	Transfers	Current Year AVI	A/V
Secured	50,427,118			51,932,415
Unsecured				
State Assessed				
	50,427,118		1,505,297	51,932,415

Fund NO.	Description	Prior Year Allocation	Prior Year Factor	Adjusted Prior Year Allocation	Adjusted Prior Year Factor	Annual Tax Increment	Current Year Allocation
1037	EL SCH GEN RIO				.1922627031		
2007	HI SCH GEN OXNARD				.1358265770		
2015	VTA COM COLLEGE GEN				.0551821867		
2019	VTA COLLEGE CHILD CTR				.0002850322		
4001	COUNTY GENERAL FUND		1.0000000000		.1997939270		
4002	E.R.A.F.				.0500184752		
4004	E.R.A.F. 93-94 SHIFT				.1195172713		
4005	VTA. CO. OFFICE EDUCATION				.0248015966		
6100	* COUNTY FLOOD ZN ADM				.0024785410		
6120	* COUNTY FLOOD ZN #2				.0244194460		
7770	UNITED WTR CONS DIST				.0070759817		
8031	CITY OXNARD DIST #1				.1781555052		
8600	CALLEGUAS MUN WTR				.0101827570		
TRA 03102	Totals:		1.0000000000		1.0000000000		

Fund NO.	Description	Prior Year Allocation	Prior Year Factor	Adjusted Prior Year Allocation	Adjusted Prior Year Factor	Annual Tax Increment	Current Year Allocation
1029	EL SCH GEN OCN VIEW	177,424.77	.1778312484	177,424.77	.1778312484	5,362.71	182,787.48
2007	HI SCH GEN OXNARD	134,630.52	.1349389546	134,630.52	.1349389546	4,069.24	138,699.76
2015	VTA COM COLLEGE GEN	54,695.98	.0548212823	54,695.98	.0548212823	1,653.20	56,349.18
2019	VTA COLLEGE CHILD CTR	282.72	.0002833672	282.72	.0002833672	8.55	291.27
4001	COUNTY GENERAL FUND	323,603.33	.3243446972	323,603.33	.3243446972	9,781.01	333,384.34
4005	VTA. CO. OFFICE EDUCATION	24,586.15	.0246424793	24,586.15	.0246424793	743.12	25,329.27
6100	* COUNTY FLOOD ZN ADM	2,882.88	.0028894830	2,882.88	.0028894830	87.14	2,970.02
6120	* COUNTY FLOOD ZN #2	29,411.94	.0294793203	29,411.94	.0294793203	888.98	30,300.92
7770	UNITED WTR CONS DIST	10,562.76	.0105869542	10,562.76	.0105869542	319.26	10,882.02
8031	CITY OXNARD DIST #1	224,070.81	.2245841497	224,070.81	.2245841497	6,772.60	230,843.41
8600	CALLEGUAS MUN WTR	15,562.41	.0155980638	15,562.41	.0155980638	470.38	16,032.79
TRA 03103	Totals:	997,714.27	1.0000000000	997,714.27	1.0000000000	30,156.19	1,027,870.46

*** Gross Assessed Valuation Information(Assessed valuations Minus Local Exemptions) ***

	Prior Year A/V	Transfers	Current Year AVI	A/V
Secured	86,667,031			88,632,488
Unsecured	22,631,834			23,681,996
State Assessed				
	109,298,865		3,015,619	112,314,484

Fund NO.	Description	Prior Year Allocation	Prior Year Factor	Adjusted Prior Year Allocation	Adjusted Prior Year Factor	Annual Tax Increment	Current Year Allocation
1029	EL SCH GEN OCN VIEW		.1680152834		.1680152834		
2007	HI SCH GEN OXNARD		.1274982391		.1274982391		
2015	VTA COM COLLEGE GEN		.0517916887		.0517916887		
2019	VTA COLLEGE CHILD CTR		.0002641310		.0002641310		
4001	COUNTY GENERAL FUND		.1967218642		.1967218642		
4002	E.R.A.F.		.0614100874		.0614100874		
4004	E.R.A.F. 93-94 SHIFT		.0839958002		.0839958002		
4005	VTA. CO. OFFICE EDUCATION		.0232488376		.0232488376		
6100	* COUNTY FLOOD ZN ADM		.0023209366		.0023209366		
6120	* COUNTY FLOOD ZN #2		.0230041130		.0230041130		
7770	UNITED WTR CONS DIST		.0061812699		.0061812699		
8034	CITY OXNARD DIST #4		.2532268123		.2532268123		
8600	CALLEGUAS MUN WTR		.0023209366		.0023209366		
TRA 03104	Totals:		1.0000000000		1.0000000000		

No Taxable Parcels Within TRA=03104

Fund NO.	Description	Prior Year Allocation	Prior Year Factor	Adjusted Prior Year Allocation	Adjusted Prior Year Factor	Annual Tax Increment	Current Year Allocation
1031	EL SCH GEN OXNARD	119,130.74	.1935181174	119,130.74	.1935181174	16,891.93	136,022.67
2007	HI SCH GEN OXNARD	83,978.75	.1364165681	83,978.75	.1364165681	11,907.61	95,886.36
2015	VTA COM COLLEGE GEN	34,117.85	.0554216804	34,117.85	.0554216804	4,837.68	38,955.53
2019	VTA COLLEGE CHILD CTR	176.38	.0002864869	176.38	.0002864869	25.01	201.39
4001	COUNTY GENERAL FUND	125,785.46	.2043487114	125,785.46	.2043487114	17,837.32	143,622.78
4002	E.R.A.F.	35,496.74	.0578640754	35,496.74	.0578640754	5,050.87	40,547.61
4004	E.R.A.F. 93-94 SHIFT	74,085.57	.1203189833	74,085.57	.1203189833	10,502.48	84,588.05
4005	VTA. CO. OFFICE EDUCATION	9,974.89	.0162033911	9,974.89	.0162033911	1,414.37	11,389.26
6100	* COUNTY FLOOD ZN ADM	1,537.75	.0024979529	1,537.75	.0024979529	218.04	1,755.79
6120	* COUNTY FLOOD ZN #2	15,154.15	.0246166811	15,154.15	.0246166811	2,148.76	17,302.91
7770	UNITED WTR CONS DIST	3,903.81	.0063198806	3,903.81	.0063198806	551.65	4,455.46
8031	CITY OXNARD DIST #1	106,951.73	.1735902091	106,951.73	.1735902091	15,152.45	122,104.18
8600	CALLEGUAS MUN WTR	5,311.24	.0085972623	5,311.24	.0085972623	750.44	6,061.68
TRA 03105	Totals:	615,605.06	1.0000000000	615,605.06	1.0000000000	87,288.61	702,893.67

*** Gross Assessed Valuation Information(Assessed valuations Minus Local Exemptions) ***

	Prior Year A/V	Transfers	Current Year AVI	A/V
Secured	61,376,160		70,314,195	
Unsecured	684,867		475,693	
State Assessed				
	62,061,027		8,728,861	70,789,888

Fund NO.	Description	Prior Year Allocation	Prior Year Factor	Adjusted Prior Year Allocation	Adjusted Prior Year Factor	Annual Tax Increment	Current Year Allocation
1031	EL SCH GEN OXNARD	19,580.36	.1935188763	19,580.36	.1935188763	529.01	20,109.37
2007	HI SCH GEN OXNARD	13,802.75	.1364168349	13,802.75	.1364168349	372.92	14,175.67
2015	VTA COM COLLEGE GEN	5,607.64	.0554219783	5,607.64	.0554219783	151.50	5,759.14
2019	VTA COLLEGE CHILD CTR	28.95	.0002861319	28.95	.0002861319	.78	29.73
4001	COUNTY GENERAL FUND	20,677.81	.2043485090	20,677.81	.2043485090	558.63	21,236.44
4002	E.R.A.F.	5,871.10	.0578634580	5,871.10	.0578634580	158.18	6,029.28
4004	E.R.A.F. 93-94 SHIFT	12,171.74	.1203185507	12,171.74	.1203185507	328.91	12,500.65
4005	VTA. CO. OFFICE EDUCATION	1,639.44	.0162033415	1,639.44	.0162033415	44.29	1,683.73
6100	* COUNTY FLOOD ZN ADM	252.78	.0024984065	252.78	.0024984065	6.83	259.61
6120	* COUNTY FLOOD ZN #2	2,490.73	.0246167284	2,490.73	.0246167284	67.29	2,558.02
7770	UNITED WTR CONS DIST	637.64	.0063194057	637.64	.0063194057	17.28	654.92
8031	CITY OXNARD DIST #1	17,552.33	.1735905503	17,552.33	.1735905503	474.54	18,026.87
8600	CALLEGUAS MUN WTR	867.41	.0085972285	867.41	.0085972285	23.50	890.91
TRA 03106	Totals:	101,180.68	1.0000000000	101,180.68	1.0000000000	2,733.66	103,914.34

*** Gross Assessed Valuation Information(Assessed valuations Minus Local Exemptions) ***

	Prior Year A/V	Transfers	Current Year AVI	A/V
Secured	10,188,220			10,461,586
Unsecured				
State Assessed				
	10,188,220		273,366	10,461,586

Fund NO.	Description	Prior Year Allocation	Prior Year Factor	Adjusted Prior Year Allocation	Adjusted Prior Year Factor	Annual Tax Increment	Current Year Allocation
1015	EL SCH GEN PT HUE		.1892147588		.1892147588		
2007	HI SCH GEN OXNARD		.1352885525		.1352885525		
2015	VTA COM COLLEGE GEN		.0548722800		.0548722800		
4001	COUNTY GENERAL FUND		.2024597919		.2024597919		
4002	E.R.A.F.		.0577105014		.0577105014		
4004	E.R.A.F. 93-94 SHIFT		.1201513718		.1201513718		
4005	VTA. CO. OFFICE EDUCATION		.0236518448		.0236518448		
6100	* COUNTY FLOOD ZN ADM		.0028382214		.0028382214		
6120	* COUNTY FLOOD ZN #2		.0245979186		.0245979186		
7770	UNITED WTR CONS DIST		.0066225166		.0066225166		
8031	CITY OXNARD DIST #1		.1740775781		.1740775781		
8600	CALLEGUAS MUN WTR		.0085146641		.0085146641		
TRA 03107	Totals:		1.0000000000		1.0000000000		

Fund NO.	Description	Prior Year Allocation	Prior Year Factor	Adjusted Prior Year Allocation	Adjusted Prior Year Factor	Annual Tax Increment	Current Year Allocation
1031	EL SCH GEN OXNARD		.1962911466		.1962911466		
2007	HI SCH GEN OXNARD		.1383599368		.1383599368		
2015	VTA COM COLLEGE GEN		.0562132108		.0562132108		
2019	VTA COLLEGE CHILD CTR		.0002871350		.0002871350		
4001	COUNTY GENERAL FUND		.2071908504		.2071908504		
4002	E.R.A.F.		.0535579555		.0535579555		
4004	E.R.A.F. 93-94 SHIFT		.1219739593		.1219739593		
4005	VTA. CO. OFFICE EDUCATION		.0163508590		.0163508590		
6100	* COUNTY FLOOD ZN ADM		.0024736468		.0024736468		
6120	* COUNTY FLOOD ZN #2		.0242460497		.0242460497		
7770	UNITED WTR CONS DIST		.0060628597		.0060628597		
8031	CITY OXNARD DIST #1		.1709295307		.1709295307		
8600	CALLEGUAS MUN WTR		.0060628597		.0060628597		
TRA 03108	Totals:		1.0000000000		1.0000000000		

No Taxable Parcels Within TRA=03108

Fund NO.	Description	Prior Year Allocation	Prior Year Factor	Adjusted Prior Year Allocation	Adjusted Prior Year Factor	Annual Tax Increment	Current Year Allocation
1037	EL SCH GEN RIO	3,911.13	.2009947999	3,911.13	.2009947999	168.11-	3,743.02
2007	HI SCH GEN OXNARD	2,762.28	.1419539057	2,762.28	.1419539057	118.73-	2,643.55
2015	VTA COM COLLEGE GEN	1,119.20	.0575158066	1,119.20	.0575158066	48.11-	1,071.09
4001	COUNTY GENERAL FUND	4,200.39	.2158592499	4,200.39	.2158592499	180.54-	4,019.85
4002	E.R.A.F.	1,011.89	.0520009044	1,011.89	.0520009044	43.49-	968.40
4004	E.R.A.F. 93-94 SHIFT	2,366.91	.1216368980	2,366.91	.1216368980	101.74-	2,265.17
4005	VTA. CO. OFFICE EDUCATION	461.94	.0237395433	461.94	.0237395433	19.86-	442.08
6100	* COUNTY FLOOD ZN ADM	48.39	.0024869998	48.39	.0024869998	2.08-	46.31
6120	* COUNTY FLOOD ZN #2	497.15	.0255482704	497.15	.0255482704	21.37-	475.78
7770	UNITED WTR CONS DIST	118.78	.0061044540	118.78	.0061044540	5.11-	113.67
8031	CITY OXNARD DIST #1	2,960.85	.1521591680	2,960.85	.1521591680	127.27-	2,833.58
TRA 03109	Totals:	19,458.91	1.0000000000	19,458.91	1.0000000000	836.41-	18,622.50

*** Gross Assessed Valuation Information(Assessed valuations Minus Local Exemptions) ***

	Prior Year A/V	Transfers	Current Year AVI	A/V
Secured	1,337,986			1,364,745
Unsecured	626,100			515,700
State Assessed				
	1,964,086		83,641-	1,880,445

Fund NO.	Description	Prior Year Allocation	Prior Year Factor	Adjusted Prior Year Allocation	Adjusted Prior Year Factor	Annual Tax Increment	Current Year Allocation
1031	EL SCH GEN OXNARD	363,742.01	.1935725593	363,742.01	.1935725593	21,510.38	385,252.39
2007	HI SCH GEN OXNARD	256,412.38	.1364549576	256,412.38	.1364549576	15,163.30	271,575.68
2015	VTA COM COLLEGE GEN	104,172.10	.0554372704	104,172.10	.0554372704	6,160.36	110,332.46
2019	VTA COLLEGE CHILD CTR	538.52	.0002865792	538.52	.0002865792	31.85	570.37
4001	COUNTY GENERAL FUND	383,765.25	.2042250575	383,765.25	.2042250575	22,694.11	406,459.36
4002	E.R.A.F.	108,784.60	.0578600594	108,784.60	.0578600594	6,429.59	115,214.19
4004	E.R.A.F. 93-94 SHIFT	225,997.01	.1202730557	225,997.01	.1202730557	13,365.11	239,362.12
4005	VTA. CO. OFFICE EDUCATION	30,457.11	.0162083624	30,457.11	.0162083624	1,801.12	32,258.23
6100	* COUNTY FLOOD ZN ADM	4,695.45	.0024987667	4,695.45	.0024987667	277.67	4,973.12
6120	* COUNTY FLOOD ZN #2	46,270.28	.0246236422	46,270.28	.0246236422	2,736.26	49,006.54
7770	UNITED WTR CONS DIST	11,871.40	.0063209899	11,871.40	.0063209899	702.41	12,573.81
8031	CITY OXNARD DIST #1	326,242.26	.1736389704	326,242.26	.1736389704	19,295.30	345,537.56
8600	CALLEGUAS MUN WTR	16,150.74	.0085997293	16,150.74	.0085997293	955.63	17,106.37
TRA 03110	Totals:	1,879,099.11	1.0000000000	1,879,099.11	1.0000000000	111,123.09	1,990,222.20

*** Gross Assessed Valuation Information(Assessed valuations Minus Local Exemptions) ***

	Prior Year A/V	Transfers	Current Year AVI	A/V
Secured	182,299,108		193,858,397	
Unsecured	6,558,490		6,111,510	
State Assessed				
	188,857,598		11,112,309	199,969,907

Fund NO.	Description	Prior Year Allocation	Prior Year Factor	Adjusted Prior Year Allocation	Adjusted Prior Year Factor	Annual Tax Increment	Current Year Allocation
1031	EL SCH GEN OXNARD	630,300.86	.1935725264	630,300.86	.1935725264	32,381.04	662,681.90
2007	HI SCH GEN OXNARD	444,317.47	.1364549296	444,317.47	.1364549296	22,826.34	467,143.81
2015	VTA COM COLLEGE GEN	180,511.95	.0554372597	180,511.95	.0554372597	9,273.61	189,785.56
2019	VTA COLLEGE CHILD CTR	933.23	.0002866106	933.23	.0002866106	47.94	981.17
4001	COUNTY GENERAL FUND	664,995.94	.2042249162	664,995.94	.2042249162	34,162.99	699,158.93
4002	E.R.A.F.	188,493.36	.0578601540	188,493.36	.0578601540	9,678.92	198,172.28
4004	E.R.A.F. 93-94 SHIFT	391,614.52	.1202730222	391,614.52	.1202730222	20,119.41	411,733.93
4005	VTA. CO. OFFICE EDUCATION	52,776.96	.0162083992	52,776.96	.0162083992	2,711.36	55,488.32
6100	* COUNTY FLOOD ZN ADM	8,136.32	.0024987573	8,136.32	.0024987573	418.00	8,554.32
6120	* COUNTY FLOOD ZN #2	80,178.16	.0246236244	80,178.16	.0246236244	4,119.07	84,297.23
7770	UNITED WTR CONS DIST	20,572.36	.0063210060	20,572.36	.0063210060	1,057.39	21,629.75
8031	CITY OXNARD DIST #1	565,328.97	.1736390597	565,328.97	.1736390597	29,046.55	594,375.52
8600	CALLEGUAS MUN WTR	27,988.15	.0085997347	27,988.15	.0085997347	1,438.57	29,426.72
TRA 03111	Totals:	3,256,148.25	1.0000000000	3,256,148.25	1.0000000000	167,281.19	3,423,429.44

*** Gross Assessed Valuation Information(Assessed valuations Minus Local Exemptions) ***

	Prior Year A/V	Transfers	Current Year AVI	A/V
Secured	314,756,857		331,539,306	
Unsecured	11,123,470		11,069,140	
State Assessed				
	325,880,327		16,728,119	342,608,446

Fund NO.	Description	Prior Year Allocation	Prior Year Factor	Adjusted Prior Year Allocation	Adjusted Prior Year Factor	Annual Tax Increment	Current Year Allocation
1029	EL SCH GEN OCN VIEW		.1823783143		.1823783143		
2007	HI SCH GEN OXNARD		.1385392523		.1385392523		
2015	VTA COM COLLEGE GEN		.0560247789		.0560247789		
2019	VTA COLLEGE CHILD CTR		.0001995614		.0001995614		
4001	COUNTY GENERAL FUND		.3249482800		.3249482800		
4005	VTA. CO. OFFICE EDUCATION		.0238912390		.0238912390		
6100	* COUNTY FLOOD ZN ADM		.0029041060		.0029041060		
6120	* COUNTY FLOOD ZN #2		.0301461151		.0301461151		
7770	UNITED WTR CONS DIST		.0102362484		.0102362484		
8031	CITY OXNARD DIST #1		.2307321046		.2307321046		
TRA 03112 Totals:			1.0000000000		1.0000000000		

No Taxable Parcels Within TRA=03112

Fund NO.	Description	Prior Year Allocation	Prior Year Factor	Adjusted Prior Year Allocation	Adjusted Prior Year Factor	Annual Tax Increment	Current Year Allocation
1037	EL SCH GEN RIO	86.80	.2026285512	86.80	.2026285512	38.34-	48.46
2007	HI SCH GEN OXNARD	61.36	.1431985131	61.36	.1431985131	27.09-	34.27
2015	VTA COM COLLEGE GEN	24.93	.0581909904	24.93	.0581909904	11.01-	13.92
2019	VTA COLLEGE CHILD CTR	.13	.0003097619	.13	.0003097619	.06-	.07
4001	COUNTY GENERAL FUND	73.75	.1720063723	73.75	.1720063723	32.53-	41.22
4002	E.R.A.F.	24.95	.0582352421	24.95	.0582352421	11.02-	13.93
4004	E.R.A.F. 93-94 SHIFT	46.16	.1077086468	46.16	.1077086468	20.38-	25.78
4005	VTA. CO. OFFICE EDUCATION	11.89	.0277900699	11.89	.0277900699	5.26-	6.63
6100	* COUNTY FLOOD ZN ADM	1.07	.0025223471	1.07	.0025223471	.48-	.59
6120	* COUNTY FLOOD ZN #2	10.60	.0247367024	10.60	.0247367024	4.68-	5.92
7770	UNITED WTR CONS DIST	2.73	.0063722453	2.73	.0063722453	1.21-	1.52
8031	CITY OXNARD DIST #1	78.22	.1825825294	78.22	.1825825294	34.54-	43.68
8600	CALLEGUAS MUN WTR	5.87	.0137180281	5.87	.0137180281	2.60-	3.27
TRA 03113	Totals:	428.46	1.0000000000	428.46	1.0000000000	189.20-	239.26

*** Gross Assessed Valuation Information(Assessed valuations Minus Local Exemptions) ***

	Prior Year A/V	Transfers	Current Year AVI	A/V
Secured	24,000			24,480
Unsecured	19,400			
State Assessed				
	43,400		18,920-	24,480

Fund NO.	Description	Prior Year Allocation	Prior Year Factor	Adjusted Prior Year Allocation	Adjusted Prior Year Factor	Annual Tax Increment	Current Year Allocation
1029	EL SCH GEN OCN VIEW	71,845.73	.1801667366	71,845.73	.1801667366	2,258.76	74,104.49
2007	HI SCH GEN OXNARD	54,516.77	.1367111465	54,516.77	.1367111465	1,713.95	56,230.72
2015	VTA COM COLLEGE GEN	22,148.40	.0555413129	22,148.40	.0555413129	696.32	22,844.72
2019	VTA COLLEGE CHILD CTR	114.48	.0002871289	114.48	.0002871289	3.60	118.08
4001	COUNTY GENERAL FUND	86,715.57	.3185454587	86,715.57	.3185454587	3,993.63	90,709.20
4002	E.R.A.F.	20,414.01		20,414.01			20,414.01
4004	E.R.A.F. 93-94 SHIFT	42,953.35		42,953.35			42,953.35
4005	VTA. CO. OFFICE EDUCATION	9,956.15	.0249668212	9,956.15	.0249668212	313.01	10,269.16
6100	* COUNTY FLOOD ZN ADM	1,016.47	.0029144350	1,016.47	.0029144350	36.54	1,053.01
6120	* COUNTY FLOOD ZN #2	10,060.39	.0297122986	10,060.39	.0297122986	372.50	10,432.89
7770	UNITED WTR CONS DIST	2,701.22	.0101389822	2,701.22	.0101389822	127.11	2,828.33
8031	CITY OXNARD DIST #1	72,661.71	.2272448110	72,661.71	.2272448110	2,848.98	75,510.69
8600	CALLEGUAS MUN WTR	3,669.27	.0137708684	3,669.27	.0137708684	172.65	3,841.92
TRA 03114	Totals:	398,773.52	1.0000000000	398,773.52	1.0000000000	12,537.05	411,310.57

*** Gross Assessed Valuation Information(Assessed valuations Minus Local Exemptions) ***

	Prior Year A/V	Transfers	Current Year AVI	A/V
Secured	35,170,712			36,155,417
Unsecured	4,306,800			4,575,800
State Assessed				
	39,477,512		1,253,705	40,731,217

Fund NO.	Description	Prior Year Allocation	Prior Year Factor	Adjusted Prior Year Allocation	Adjusted Prior Year Factor	Annual Tax Increment	Current Year Allocation
1031	EL SCH GEN OXNARD		.1962787878		.1962787878		
2007	HI SCH GEN OXNARD		.1383679267		.1383679267		
2015	VTA COM COLLEGE GEN		.0562155008		.0562155008		
2019	VTA COLLEGE CHILD CTR		.0002905194		.0002905194		
4001	COUNTY GENERAL FUND		.2071927197		.2071927197		
4002	E.R.A.F.		.0535454545		.0535454545		
4004	E.R.A.F. 93-94 SHIFT		.1219636364		.1219636364		
4005	VTA. CO. OFFICE EDUCATION		.0163696970		.0163696970		
6100	* COUNTY FLOOD ZN ADM		.0024545455		.0024545455		
6120	* COUNTY FLOOD ZN #2		.0242363636		.0242363636		
7770	UNITED WTR CONS DIST		.0060606061		.0060606061		
8031	CITY OXNARD DIST #1		.1709636364		.1709636364		
8600	CALLEGUAS MUN WTR		.0060606061		.0060606061		
TRA 03115	Totals:		1.0000000000		1.0000000000		

No Taxable Parcels Within TRA=03115

Fund NO.	Description	Prior Year Allocation	Prior Year Factor	Adjusted Prior Year Allocation	Adjusted Prior Year Factor	Annual Tax Increment	Current Year Allocation
1031	EL SCH GEN OXNARD		.1951592914		.1951592914		
2007	HI SCH GEN OXNARD		.1378581322		.1378581322		
2015	VTA COM COLLEGE GEN		.0559160166		.0559160166		
2019	VTA COLLEGE CHILD CTR		.0001458045		.0001458045		
4001	COUNTY GENERAL FUND		.2114594817		.2114594817		
4002	E.R.A.F.		.0538696094		.0538696094		
4004	E.R.A.F. 93-94 SHIFT		.1220363636		.1220363636		
4005	VTA. CO. OFFICE EDUCATION		.0152000000		.0152000000		
6100	* COUNTY FLOOD ZN ADM		.0023291360		.0023291360		
6120	* COUNTY FLOOD ZN #2		.0246742849		.0246742849		
7770	UNITED WTR CONS DIST		.0061090909		.0061090909		
8031	CITY OXNARD DIST #1		.1752427888		.1752427888		
TRA 03116	Totals:		1.0000000000		1.0000000000		

Fund NO.	Description	Prior Year Allocation	Prior Year Factor	Adjusted Prior Year Allocation	Adjusted Prior Year Factor	Annual Tax Increment	Current Year Allocation
1029	EL SCH GEN OCN VIEW		.1880555555		.1880555555		
2007	HI SCH GEN OXNARD		.1348050728		.1348050728		
2015	VTA COM COLLEGE GEN		.0544856740		.0544856740		
2019	VTA COLLEGE CHILD CTR		.0004697040		.0004697040		
4001	COUNTY GENERAL FUND		.3210837970		.3210837970		
4005	VTA. CO. OFFICE EDUCATION		.0235483871		.0235483871		
6100	* COUNTY FLOOD ZN ADM		.0023680978		.0023680978		
6120	* COUNTY FLOOD ZN #2		.0289484812		.0289484812		
7770	UNITED WTR CONS DIST		.0097472747		.0097472747		
8031	CITY OXNARD DIST #1		.2235054670		.2235054670		
8600	CALLEGUAS MUN WTR		.0129824889		.0129824889		
TRA 03117 Totals:			1.0000000000		1.0000000000		

Fund NO.	Description	Prior Year Allocation	Prior Year Factor	Adjusted Prior Year Allocation	Adjusted Prior Year Factor	Annual Tax Increment	Current Year Allocation
1029	EL SCH GEN OCN VIEW		.1992187500		.1992187500		
2007	HI SCH GEN OXNARD		.1428571429		.1428571429		
2015	VTA COM COLLEGE GEN		.0561224490		.0561224490		
4001	COUNTY GENERAL FUND		.3446531915		.3446531915		
4005	VTA. CO. OFFICE EDUCATION		.0117187500		.0117187500		
6100	* COUNTY FLOOD ZN ADM		.0032234991		.0032234991		
6140	* COUNTY FLOOD ZN #4		.0344560297		.0344560297		
8031	CITY OXNARD DIST #1		.1969728133		.1969728133		
8600	CALLEGUAS MUN WTR		.0107773745		.0107773745		
TRA 03118 Totals:			1.0000000000		1.0000000000		

No Taxable Parcels Within TRA=03118

Fund NO.	Description	Prior Year Allocation	Prior Year Factor	Adjusted Prior Year Allocation	Adjusted Prior Year Factor	Annual Tax Increment	Current Year Allocation
1037	EL SCH GEN RIO	468,727.62	.1915641101	468,727.62	.1915641101	15,075.91	483,803.53
2007	HI SCH GEN OXNARD	331,138.37	.1353328101	331,138.37	.1353328101	10,650.56	341,788.93
2015	VTA COM COLLEGE GEN	134,530.90	.0549813846	134,530.90	.0549813846	4,326.98	138,857.88
2019	VTA COLLEGE CHILD CTR	695.43	.0002842233	695.43	.0002842233	22.37	717.80
4001	COUNTY GENERAL FUND	495,654.59	.2025688780	495,654.59	.2025688780	15,941.98	511,596.57
4002	E.R.A.F.	140,975.52	.0576152298	140,975.52	.0576152298	4,534.26	145,509.78
4004	E.R.A.F. 93-94 SHIFT	291,794.04	.1192531864	291,794.04	.1192531864	9,385.11	301,179.15
4005	VTA. CO. OFFICE EDUCATION	60,474.37	.0247152468	60,474.37	.0247152468	1,945.07	62,419.44
6100	* COUNTY FLOOD ZN ADM	6,063.79	.0024782136	6,063.79	.0024782136	195.03	6,258.82
6120	* COUNTY FLOOD ZN #2	59,754.71	.0244211199	59,754.71	.0244211199	1,921.92	61,676.63
7770	UNITED WTR CONS DIST	15,279.36	.0062445119	15,279.36	.0062445119	491.44	15,770.80
8031	CITY OXNARD DIST #1	420,971.78	.1720467907	420,971.78	.1720467907	13,539.92	434,511.70
8600	CALLEGUAS MUN WTR	20,784.24	.0084942948	20,784.24	.0084942948	668.49	21,452.73
TRA 03119	Totals:	2,446,844.72	1.0000000000	2,446,844.72	1.0000000000	78,699.04	2,525,543.76

*** Gross Assessed Valuation Information(Assessed valuations Minus Local Exemptions) ***

	Prior Year A/V	Transfers	Current Year AVI	A/V
Secured	240,830,415		248,903,049	
Unsecured	4,214,820		4,012,090	
State Assessed				
	245,045,235		7,869,904	252,915,139

Fund NO.	Description	Prior Year Allocation	Prior Year Factor	Adjusted Prior Year Allocation	Adjusted Prior Year Factor	Annual Tax Increment	Current Year Allocation
1029	EL SCH GEN OCN VIEW	4,472.53	.1806953822	4,472.53	.1806953822	87.16	4,559.69
2007	HI SCH GEN OXNARD	3,393.81	.1371138004	3,393.81	.1371138004	66.14	3,459.95
2015	VTA COM COLLEGE GEN	1,378.81	.0557045815	1,378.81	.0557045815	26.87	1,405.68
2019	VTA COLLEGE CHILD CTR	7.11	.0002856071	7.11	.0002856071	.14	7.25
4001	COUNTY GENERAL FUND	5,083.83	.2053888292	5,083.83	.2053888292	99.08	5,182.91
4002	E.R.A.F.	1,441.56	.0582251463	1,441.56	.0582251463	28.09	1,469.65
4004	E.R.A.F. 93-94 SHIFT	2,991.20	.1208491422	2,991.20	.1208491422	58.30	3,049.50
4005	VTA. CO. OFFICE EDUCATION	619.30	.0250208328	619.30	.0250208328	12.07	631.37
6100	* COUNTY FLOOD ZN ADM	62.05	.0025075249	62.05	.0025075249	1.21	63.26
6120	* COUNTY FLOOD ZN #2	612.40	.0247418627	612.40	.0247418627	11.93	624.33
7770	UNITED WTR CONS DIST	157.19	.0063527385	157.19	.0063527385	3.06	160.25
8031	CITY OXNARD DIST #1	4,318.25	.1744730893	4,318.25	.1744730893	84.16	4,402.41
8600	CALLEGUAS MUN WTR	213.85	.0086414629	213.85	.0086414629	4.17	218.02
TRA 03120	Totals:	24,751.89	1.0000000000	24,751.89	1.0000000000	482.38	25,234.27

*** Gross Assessed Valuation Information(Assessed valuations Minus Local Exemptions) ***

	Prior Year A/V	Transfers	Current Year AVI	A/V
Secured	2,464,239			2,512,477
Unsecured				
State Assessed				
	2,464,239		48,238	2,512,477

Fund NO.	Description	Prior Year Allocation	Prior Year Factor	Adjusted Prior Year Allocation	Adjusted Prior Year Factor	Annual Tax Increment	Current Year Allocation
1031	EL SCH GEN OXNARD	100,052.19	.1931597300	100,052.19	.1931597300	14,024.21	114,076.40
2007	HI SCH GEN OXNARD	70,530.40	.1361652394	70,530.40	.1361652394	9,886.17	80,416.57
2015	VTA COM COLLEGE GEN	28,653.75	.0553186456	28,653.75	.0553186456	4,016.37	32,670.12
2019	VTA COLLEGE CHILD CTR	147.88	.0002854815	147.88	.0002854815	20.73	168.61
4001	COUNTY GENERAL FUND	139,753.21	.3164045504	139,753.21	.3164045504	22,972.28	162,725.49
4002	E.R.A.F.	12,145.50		12,145.50			12,145.50
4004	E.R.A.F. 93-94 SHIFT	25,784.45		25,784.45			25,784.45
4005	VTA. CO. OFFICE EDUCATION	8,376.20	.0161709888	8,376.20	.0161709888	1,174.08	9,550.28
6100	* COUNTY FLOOD ZN ADM	1,415.68	.0029018847	1,415.68	.0029018847	210.69	1,626.37
6120	* COUNTY FLOOD ZN #2	14,252.23	.0295854796	14,252.23	.0295854796	2,148.03	16,400.26
7770	UNITED WTR CONS DIST	4,407.60	.0100587571	4,407.60	.0100587571	730.31	5,137.91
8031	CITY OXNARD DIST #1	106,525.13	.2263715593	106,525.13	.2263715593	16,435.53	122,960.66
8600	CALLEGUAS MUN WTR	5,935.58	.0135776836	5,935.58	.0135776836	985.80	6,921.38
TRA 03121	Totals:	517,979.80	1.0000000000	517,979.80	1.0000000000	72,604.20	590,584.00

*** Gross Assessed Valuation Information(Assessed valuations Minus Local Exemptions) ***

	Prior Year A/V	Transfers	Current Year AVI	A/V
Secured	41,518,811		45,953,231	
Unsecured	10,332,490		13,158,490	
State Assessed				
	51,851,301		7,260,420	59,111,721

Fund NO.	Description	Prior Year Allocation	Prior Year Factor	Adjusted Prior Year Allocation	Adjusted Prior Year Factor	Annual Tax Increment	Current Year Allocation
1015	EL SCH GEN PT HUE	467.20	.1889301735	467.20	.1889301735	9.49	476.69
2007	HI SCH GEN OXNARD	334.61	.1353133014	334.61	.1353133014	6.80	341.41
2015	VTA COM COLLEGE GEN	135.94	.0549671089	135.94	.0549671089	2.76	138.70
2019	VTA COLLEGE CHILD CTR	.66	.0002787379	.66	.0002787379	.01	.67
4001	COUNTY GENERAL FUND	500.86	.2025170992	500.86	.2025170992	10.17	511.03
4002	E.R.A.F.	142.38	.0575997618	142.38	.0575997618	2.89	145.27
4004	E.R.A.F. 93-94 SHIFT	295.98	.1196753732	295.98	.1196753732	6.01	301.99
4005	VTA. CO. OFFICE EDUCATION	61.00	.0246749121	61.00	.0246749121	1.24	62.24
6100	* COUNTY FLOOD ZN ADM	6.06	.0024568226	6.06	.0024568226	.12	6.18
6120	* COUNTY FLOOD ZN #2	60.43	.0244323171	60.43	.0244323171	1.23	61.66
7770	UNITED WTR CONS DIST	15.53	.0062814457	15.53	.0062814457	.32	15.85
8031	CITY OXNARD DIST #1	431.23	.1743524766	431.23	.1743524766	8.76	439.99
8600	CALLEGUAS MUN WTR	21.09	.0085204700	21.09	.0085204700	.43	21.52
TRA 03123	Totals:	2,472.97	1.0000000000	2,472.97	1.0000000000	50.23	2,523.20

*** Gross Assessed Valuation Information(Assessed valuations Minus Local Exemptions) ***

	Prior Year A/V	Transfers	Current Year AVI	A/V
Secured	251,227			256,250
Unsecured				
State Assessed				
	251,227		5,023	256,250

Fund NO.	Description	Prior Year Allocation	Prior Year Factor	Adjusted Prior Year Allocation	Adjusted Prior Year Factor	Annual Tax Increment	Current Year Allocation
1015	EL SCH GEN PT HUE	195,960.07	.1884226381	195,960.07	.1884226381	13,653.57	209,613.64
2007	HI SCH GEN OXNARD	140,339.37	.1349413514	140,339.37	.1349413514	9,778.18	150,117.55
2015	VTA COM COLLEGE GEN	57,015.45	.0548223714	57,015.45	.0548223714	3,972.56	60,988.01
2019	VTA COLLEGE CHILD CTR	294.71	.0002833719	294.71	.0002833719	20.53	315.24
4001	COUNTY GENERAL FUND	213,703.77	.2054823071	213,703.77	.2054823071	14,889.75	228,593.52
4002	E.R.A.F.	59,932.36	.0576117537	59,932.36	.0576117537	4,174.69	64,107.05
4004	E.R.A.F. 93-94 SHIFT	125,307.15	.1204893527	125,307.15	.1204893527	8,730.96	134,038.11
4005	VTA. CO. OFFICE EDUCATION	25,629.49	.0246436817	25,629.49	.0246436817	1,785.74	27,415.23
6100	* COUNTY FLOOD ZN ADM	2,569.91	.0024710669	2,569.91	.0024710669	179.06	2,748.97
6120	* COUNTY FLOOD ZN #2	25,324.63	.0243505130	25,324.63	.0243505130	1,764.50	27,089.13
7770	UNITED WTR CONS DIST	6,512.08	.0062633209	6,512.08	.0062633209	453.86	6,965.94
8031	CITY OXNARD DIST #1	178,571.57	.1717139239	178,571.57	.1717139239	12,442.82	191,014.39
8600	CALLEGUAS MUN WTR	8,842.15	.0085043473	8,842.15	.0085043473	616.25	9,458.40
TRA 03124	Totals:	1,040,002.71	1.0000000000	1,040,002.71	1.0000000000	72,462.47	1,112,465.18

*** Gross Assessed Valuation Information(Assessed valuations Minus Local Exemptions) ***

	Prior Year A/V	Transfers	Current Year AVI	A/V
Secured	104,499,122			111,727,469
Unsecured				17,900
State Assessed				
	104,499,122		7,246,247	111,745,369

Fund NO.	Description	Prior Year Allocation	Prior Year Factor	Adjusted Prior Year Allocation	Adjusted Prior Year Factor	Annual Tax Increment	Current Year Allocation
1029	EL SCH GEN OCN VIEW		.1887846820		.1887846820		
2007	HI SCH GEN OXNARD		.1351968796		.1351968796		
2015	VTA COM COLLEGE GEN		.0548848439		.0548848439		
2019	VTA COLLEGE CHILD CTR		.0001857355		.0001857355		
4001	COUNTY GENERAL FUND		.3163185717		.3163185717		
4005	VTA. CO. OFFICE EDUCATION		.0241224097		.0241224097		
6100	* COUNTY FLOOD ZN ADM		.0027860018		.0027860018		
6120	* COUNTY FLOOD ZN #2		.0293829620		.0293829620		
7770	UNITED WTR CONS DIST		.0099922744		.0099922744		
8031	CITY OXNARD DIST #1		.2247502027		.2247502027		
8600	CALLEGUAS MUN WTR		.0135954367		.0135954367		
TRA 03125 Totals:			1.0000000000		1.0000000000		

No Taxable Parcels Within TRA=03125

Fund NO.	Description	Prior Year Allocation	Prior Year Factor	Adjusted Prior Year Allocation	Adjusted Prior Year Factor	Annual Tax Increment	Current Year Allocation
1037	EL SCH GEN RIO	17,711.40	.1915660829	17,711.40	.1915660829	333.27	18,044.67
2007	HI SCH GEN OXNARD	12,512.33	.1353334247	12,512.33	.1353334247	235.44	12,747.77
2015	VTA COM COLLEGE GEN	5,083.33	.0549809479	5,083.33	.0549809479	95.65	5,178.98
2019	VTA COLLEGE CHILD CTR	26.27	.0002841327	26.27	.0002841327	.49	26.76
4001	COUNTY GENERAL FUND	18,726.56	.2025460048	18,726.56	.2025460048	352.35	19,078.91
4002	E.R.A.F.	5,305.44	.0573839175	5,305.44	.0573839175	99.83	5,405.27
4004	E.R.A.F. 93-94 SHIFT	11,028.51	.1192845012	11,028.51	.1192845012	207.52	11,236.03
4005	VTA. CO. OFFICE EDUCATION	2,284.64	.0247105999	2,284.64	.0247105999	42.99	2,327.63
6100	* COUNTY FLOOD ZN ADM	229.09	.0024778438	229.09	.0024778438	4.31	233.40
6120	* COUNTY FLOOD ZN #2	2,257.88	.0244212726	2,257.88	.0244212726	42.49	2,300.37
7770	UNITED WTR CONS DIST	579.57	.0062687006	579.57	.0062687006	10.91	590.48
8031	CITY OXNARD DIST #1	15,922.11	.1722134914	15,922.11	.1722134914	299.60	16,221.71
8600	CALLEGUAS MUN WTR	788.58	.0085290800	788.58	.0085290800	14.84	803.42
TRA 03126	Totals:	92,455.71	1.0000000000	92,455.71	1.0000000000	1,739.69	94,195.40

*** Gross Assessed Valuation Information(Assessed valuations Minus Local Exemptions) ***

	Prior Year A/V	Transfers	Current Year AVI	A/V
Secured	9,258,307			9,432,276
Unsecured				
State Assessed				
	9,258,307		173,969	9,432,276

Fund NO.	Description	Prior Year Allocation	Prior Year Factor	Adjusted Prior Year Allocation	Adjusted Prior Year Factor	Annual Tax Increment	Current Year Allocation
1029	EL SCH GEN OCN VIEW		.1827432307		.1827432307		
2007	HI SCH GEN OXNARD		.1386752277		.1386752277		
2015	VTA COM COLLEGE GEN		.0563323069		.0563323069		
2019	VTA COLLEGE CHILD CTR		.0002882788		.0002882788		
4001	COUNTY GENERAL FUND		.2075743977		.2075743977		
4002	E.R.A.F.		.0539623440		.0539623440		
4004	E.R.A.F. 93-94 SHIFT		.1226399644		.1226399644		
4005	VTA. CO. OFFICE EDUCATION		.0252338729		.0252338729		
6100	* COUNTY FLOOD ZN ADM		.0025357528		.0025357528		
6120	* COUNTY FLOOD ZN #2		.0250201088		.0250201088		
7770	UNITED WTR CONS DIST		.0062600058		.0062600058		
8031	CITY OXNARD DIST #1		.1787345095		.1787345095		
TRA 03127	Totals:		1.0000000000		1.0000000000		

Fund NO.	Description	Prior Year Allocation	Prior Year Factor	Adjusted Prior Year Allocation	Adjusted Prior Year Factor	Annual Tax Increment	Current Year Allocation
1031	EL SCH GEN OXNARD		1.0000000000		.1848088552		
2007	HI SCH GEN OXNARD				.1302771099		
2015	VTA COM COLLEGE GEN				.0529271105		
2019	VTA COLLEGE CHILD CTR				.0002732699		
4001	COUNTY GENERAL FUND				.2240867346		
4002	E.R.A.F.				.0584910674		
4004	E.R.A.F. 93-94 SHIFT				.1276383469		
4005	VTA. CO. OFFICE EDUCATION				.0154701919		
6100	* COUNTY FLOOD ZN ADM				.0023855420		
6120	* COUNTY FLOOD ZN #2				.0235087297		
7770	UNITED WTR CONS DIST				.0061375279		
8031	CITY OXNARD DIST #1				.1657852664		
8600	CALLEGUAS MUN WTR				.0082102477		
TRA 03128	Totals:		1.0000000000		1.0000000000		

Fund NO.	Description	Prior Year Allocation	Prior Year Factor	Adjusted Prior Year Allocation	Adjusted Prior Year Factor	Annual Tax Increment	Current Year Allocation
1031	EL SCH GEN OXNARD		.1933962264		.1933962264		
2007	HI SCH GEN OXNARD		.1367924528		.1367924528		
2015	VTA COM COLLEGE GEN		.0566037736		.0566037736		
4001	COUNTY GENERAL FUND		.2028301887		.2028301887		
4002	E.R.A.F.		.0566037736		.0566037736		
4004	E.R.A.F. 93-94 SHIFT		.1226415094		.1226415094		
4005	VTA. CO. OFFICE EDUCATION		.0141509434		.0141509434		
6100	* COUNTY FLOOD ZN ADM		.0047169811		.0047169811		
6120	* COUNTY FLOOD ZN #2		.0235849057		.0235849057		
7770	UNITED WTR CONS DIST		.0047169811		.0047169811		
8031	CITY OXNARD DIST #1		.1745283019		.1745283019		
8600	CALLEGUAS MUN WTR		.0094339623		.0094339623		
TRA 03129	Totals:		1.0000000000		1.0000000000		

Fund NO.	Description	Prior Year Allocation	Prior Year Factor	Adjusted Prior Year Allocation	Adjusted Prior Year Factor	Annual Tax Increment	Current Year Allocation
1029	EL SCH GEN OCN VIEW	4,259.82	.1801758672	4,259.82	.1801758672	226.09	4,485.91
2007	HI SCH GEN OXNARD	3,232.47	.1367224975	3,232.47	.1367224975	171.56	3,404.03
2015	VTA COM COLLEGE GEN	1,313.05	.0555374636	1,313.05	.0555374636	69.69	1,382.74
2019	VTA COLLEGE CHILD CTR	6.66	.0002816480	6.66	.0002816480	.35	7.01
4001	COUNTY GENERAL FUND	7,531.90	.3185742687	7,531.90	.3185742687	399.77	7,931.67
4005	VTA. CO. OFFICE EDUCATION	589.21	.0249216772	589.21	.0249216772	31.27	620.48
6100	* COUNTY FLOOD ZN ADM	68.87	.0029130718	68.87	.0029130718	3.66	72.53
6120	* COUNTY FLOOD ZN #2	702.52	.0297142005	702.52	.0297142005	37.29	739.81
7770	UNITED WTR CONS DIST	239.72	.0101391814	239.72	.0101391814	12.72	252.44
8031	CITY OXNARD DIST #1	5,372.87	.2272541462	5,372.87	.2272541462	285.17	5,658.04
8600	CALLEGUAS MUN WTR	325.46	.0137659779	325.46	.0137659779	17.27	342.73
TRA 03130	Totals:	23,642.55	1.0000000000	23,642.55	1.0000000000	1,254.84	24,897.39

*** Gross Assessed Valuation Information(Assessed valuations Minus Local Exemptions) ***

	Prior Year A/V	Transfers	Current Year AVI	A/V
Secured				
Unsecured	2,364,255			2,489,739
State Assessed				
	2,364,255		125,484	2,489,739

Fund NO.	Description	Prior Year Allocation	Prior Year Factor	Adjusted Prior Year Allocation	Adjusted Prior Year Factor	Annual Tax Increment	Current Year Allocation
1015	EL SCH GEN PT HUE		.1892738665		.1892738665		
2007	HI SCH GEN OXNARD		.1356407858		.1356407858		
2015	VTA COM COLLEGE GEN		.0548799501		.0548799501		
4001	COUNTY GENERAL FUND		.1747143384		.1747143384		
4002	E.R.A.F.		.0576852193		.0576852193		
4004	E.R.A.F. 93-94 SHIFT		.1199778843		.1199778843		
4005	VTA. CO. OFFICE EDUCATION		.0237744195		.0237744195		
6100	* COUNTY FLOOD ZN ADM		.0023958717		.0023958717		
6120	* COUNTY FLOOD ZN #2		.0243273129		.0243273129		
7770	UNITED WTR CONS DIST		.0062661261		.0062661261		
8031	CITY OXNARD DIST #1		.2027708233		.2027708233		
8600	CALLEGUAS MUN WTR		.0082934021		.0082934021		
TRA 03131 Totals:			1.0000000000		1.0000000000		

No Taxable Parcels Within TRA=03131

Fund NO.	Description	Prior Year Allocation	Prior Year Factor	Adjusted Prior Year Allocation	Adjusted Prior Year Factor	Annual Tax Increment	Current Year Allocation
1037	EL SCH GEN RIO		.1918751105		.1918751105		
2007	HI SCH GEN OXNARD		.1357254290		.1357254290		
2015	VTA COM COLLEGE GEN		.0549921997		.0549921997		
4001	COUNTY GENERAL FUND		.2035551838		.2035551838		
4002	E.R.A.F.		.0573477004		.0573477004		
4004	E.R.A.F. 93-94 SHIFT		.1197839878		.1197839878		
4005	VTA. CO. OFFICE EDUCATION		.0228059681		.0228059681		
6100	* COUNTY FLOOD ZN ADM		.0023420979		.0023420979		
6120	* COUNTY FLOOD ZN #2		.0242971600		.0242971600		
7770	UNITED WTR CONS DIST		.0061416885		.0061416885		
8031	CITY OXNARD DIST #1		.1725907142		.1725907142		
8600	CALLEGUAS MUN WTR		.0085427601		.0085427601		
TRA 03132 Totals:			1.0000000000		1.0000000000		

No Taxable Parcels Within TRA=03132

Fund NO.	Description	Prior Year Allocation	Prior Year Factor	Adjusted Prior Year Allocation	Adjusted Prior Year Factor	Annual Tax Increment	Current Year Allocation
1031	EL SCH GEN OXNARD	29,028.29	.1926587522	29,028.29	.1926587522	1,392.67	30,420.96
2007	HI SCH GEN OXNARD	20,462.96	.1358113626	20,462.96	.1358113626	981.74	21,444.70
2015	VTA COM COLLEGE GEN	8,313.46	.0551757934	8,313.46	.0551757934	398.85	8,712.31
2019	VTA COLLEGE CHILD CTR	42.99	.0002852090	42.99	.0002852090	2.06	45.05
4001	COUNTY GENERAL FUND	31,236.65	.2073231529	31,236.65	.2073231529	1,498.67	32,735.32
4002	E.R.A.F.	8,764.48	.0581486225	8,764.48	.0581486225	420.34	9,184.82
4004	E.R.A.F. 93-94 SHIFT	18,049.66	.1197850992	18,049.66	.1197850992	865.89	18,915.55
4005	VTA. CO. OFFICE EDUCATION	2,430.36	.0161299299	2,430.36	.0161299299	116.60	2,546.96
6100	* COUNTY FLOOD ZN ADM	374.69	.0024867254	374.69	.0024867254	17.98	392.67
6120	* COUNTY FLOOD ZN #2	3,692.60	.0245075191	3,692.60	.0245075191	177.16	3,869.76
7770	UNITED WTR CONS DIST	950.24	.0063093231	950.24	.0063093231	45.61	995.85
8031	CITY OXNARD DIST #1	26,036.65	.1728194462	26,036.65	.1728194462	1,249.26	27,285.91
8600	CALLEGUAS MUN WTR	1,289.09	.0085590645	1,289.09	.0085590645	61.87	1,350.96
TRA 03133	Totals:	150,672.12	1.0000000000	150,672.12	1.0000000000	7,228.70	157,900.82

*** Gross Assessed Valuation Information(Assessed valuations Minus Local Exemptions) ***

	Prior Year A/V	Transfers	Current Year AVI	A/V
Secured	19,138,591			19,848,361
Unsecured				13,100
State Assessed				
	19,138,591		722,870	19,861,461

Fund NO.	Description	Prior Year Allocation	Prior Year Factor	Adjusted Prior Year Allocation	Adjusted Prior Year Factor	Annual Tax Increment	Current Year Allocation
1031	EL SCH GEN OXNARD	5,024.21	.2024532448	5,024.21	.2024532448	60.91	5,085.12
2007	HI SCH GEN OXNARD	3,541.78	.1427180679	3,541.78	.1427180679	42.94	3,584.72
2015	VTA COM COLLEGE GEN	1,438.89	.0579805793	1,438.89	.0579805793	17.44	1,456.33
2019	VTA COLLEGE CHILD CTR	7.40	.0002975963	7.40	.0002975963	.09	7.49
4001	COUNTY GENERAL FUND	4,673.04	.1883056867	4,673.04	.1883056867	56.65	4,729.69
4002	E.R.A.F.	1,322.73	.0532997747	1,322.73	.0532997747	16.04	1,338.77
4004	E.R.A.F. 93-94 SHIFT	2,835.51	.1142581943	2,835.51	.1142581943	34.38	2,869.89
4005	VTA. CO. OFFICE EDUCATION	414.93	.0167198413	414.93	.0167198413	5.03	419.96
6100	* COUNTY FLOOD ZN ADM	64.81	.0026112430	64.81	.0026112430	.79	65.60
6120	* COUNTY FLOOD ZN #2	639.14	.0257542822	639.14	.0257542822	7.75	646.89
7770	UNITED WTR CONS DIST	158.40	.0063828299	158.40	.0063828299	1.92	160.32
8031	CITY OXNARD DIST #1	4,695.79	.1892186596	4,695.79	.1892186596	56.93	4,752.72
TRA 03134	Totals:	24,816.63	1.0000000000	24,816.63	1.0000000000	300.87	25,117.50

*** Gross Assessed Valuation Information(Assessed valuations Minus Local Exemptions) ***

	Prior Year	Transfers	Current Year	AVI	A/V
Secured	2,234,402				2,279,089
Unsecured	138,200				123,600
State Assessed					
	2,372,602		30,087		2,402,689

Fund NO.	Description	Prior Year Allocation	Prior Year Factor	Adjusted Prior Year Allocation	Adjusted Prior Year Factor	Annual Tax Increment	Current Year Allocation
1031	EL SCH GEN OXNARD	989,664.86	.1935725000	989,664.86	.1935725000	68,818.87	1,058,483.73
2007	HI SCH GEN OXNARD	697,643.62	.1364548978	697,643.62	.1364548978	48,512.43	746,156.05
2015	VTA COM COLLEGE GEN	283,430.36	.0554372712	283,430.36	.0554372712	19,709.05	303,139.41
2019	VTA COLLEGE CHILD CTR	1,465.32	.0002866116	1,465.32	.0002866116	101.90	1,567.22
4001	COUNTY GENERAL FUND	1,413,628.00	.3176661865	1,413,628.00	.3176661865	112,936.64	1,526,564.64
4002	E.R.A.F.	106,844.22		106,844.22			106,844.22
4004	E.R.A.F. 93-94 SHIFT	223,171.22		223,171.22			223,171.22
4005	VTA. CO. OFFICE EDUCATION	82,868.06	.0162084984	82,868.06	.0162084984	5,762.44	88,630.50
6100	* COUNTY FLOOD ZN ADM	14,111.72	.0029090170	14,111.72	.0029090170	1,034.21	15,145.93
6120	* COUNTY FLOOD ZN #2	142,287.40	.0296566824	142,287.40	.0296566824	10,543.54	152,830.94
7770	UNITED WTR CONS DIST	44,744.13	.0101200462	44,744.13	.0101200462	3,597.88	48,342.01
8031	CITY OXNARD DIST #1	1,051,970.97	.2239431385	1,051,970.97	.2239431385	79,616.23	1,131,587.20
8600	CALLEGUAS MUN WTR	60,801.75	.0137451504	60,801.75	.0137451504	4,886.67	65,688.42
TRA 03135	Totals:	5,112,631.63	1.0000000000	5,112,631.63	1.0000000000	355,519.86	5,468,151.49

*** Gross Assessed Valuation Information(Assessed valuations Minus Local Exemptions) ***

	Prior Year A/V	Transfers	Current Year AVI	A/V
Secured	418,296,006			440,812,921
Unsecured	92,897,330			105,932,401
State Assessed				
	511,193,336		35,551,986	546,745,322

Fund NO.	Description	Prior Year Allocation	Prior Year Factor	Adjusted Prior Year Allocation	Adjusted Prior Year Factor	Annual Tax Increment	Current Year Allocation
1031	EL SCH GEN OXNARD	31,581.16	.1935725211	31,581.16	.1935725211	139.21	31,720.37
2007	HI SCH GEN OXNARD	22,262.50	.1364549367	22,262.50	.1364549367	98.14	22,360.64
2015	VTA COM COLLEGE GEN	9,044.53	.0554372850	9,044.53	.0554372850	39.87	9,084.40
2019	VTA COLLEGE CHILD CTR	46.76	.0002866001	46.76	.0002866001	.21	46.97
4001	COUNTY GENERAL FUND	51,826.90	.3176663503	51,826.90	.3176663503	228.44	52,055.34
4002	E.R.A.F.	22,444.13		22,444.13			22,444.13
4004	E.R.A.F. 93-94 SHIFT	47,348.81		47,348.81			47,348.81
4005	VTA. CO. OFFICE EDUCATION	2,644.40	.0162083676	2,644.40	.0162083676	11.66	2,656.06
6100	* COUNTY FLOOD ZN ADM	474.59	.0029089902	474.59	.0029089902	2.09	476.68
6120	* COUNTY FLOOD ZN #2	4,838.44	.0296565250	4,838.44	.0296565250	21.33	4,859.77
7770	UNITED WTR CONS DIST	1,651.06	.0101200335	1,651.06	.0101200335	7.28	1,658.34
8031	CITY OXNARD DIST #1	36,536.11	.2239432318	36,536.11	.2239432318	161.06	36,697.17
8600	CALLEGUAS MUN WTR	2,242.49	.0137451587	2,242.49	.0137451587	9.89	2,252.38
TRA 03136	Totals:	232,941.88	1.0000000000	232,941.88	1.0000000000	719.18	233,661.06

*** Gross Assessed Valuation Information(Assessed valuations Minus Local Exemptions) ***

	Prior Year A/V	Transfers	Current Year AVI	A/V
Secured	23,896,002			24,362,220
Unsecured	923,600			529,300
State Assessed				
	24,819,602		71,918	24,891,520

Fund NO.	Description	Prior Year Allocation	Prior Year Factor	Adjusted Prior Year Allocation	Adjusted Prior Year Factor	Annual Tax Increment	Current Year Allocation
1031	EL SCH GEN OXNARD	187,401.48	.1935726340	187,401.48	.1935726340	11,760.61	199,162.09
2007	HI SCH GEN OXNARD	132,104.77	.1364549610	132,104.77	.1364549610	8,290.40	140,395.17
2015	VTA COM COLLEGE GEN	53,669.96	.0554373079	53,669.96	.0554373079	3,368.12	57,038.08
2019	VTA COLLEGE CHILD CTR	277.49	.0002865822	277.49	.0002865822	17.41	294.90
4001	COUNTY GENERAL FUND	197,719.44	.2042248110	197,719.44	.2042248110	12,407.80	210,127.24
4002	E.R.A.F.	56,068.54	.0578601232	56,068.54	.0578601232	3,515.32	59,583.86
4004	E.R.A.F. 93-94 SHIFT	116,431.58	.1202729833	116,431.58	.1202729833	7,307.25	123,738.83
4005	VTA. CO. OFFICE EDUCATION	15,691.66	.0162084100	15,691.66	.0162084100	984.75	16,676.41
6100	* COUNTY FLOOD ZN ADM	2,419.05	.0024986927	2,419.05	.0024986927	151.81	2,570.86
6120	* COUNTY FLOOD ZN #2	23,838.62	.0246236352	23,838.62	.0246236352	1,496.02	25,334.64
7770	UNITED WTR CONS DIST	6,113.87	.0063210256	6,113.87	.0063210256	384.04	6,497.91
8031	CITY OXNARD DIST #1	168,065.66	.1736390475	168,065.66	.1736390475	10,549.54	178,615.20
8600	CALLEGUAS MUN WTR	8,317.67	.0085997864	8,317.67	.0085997864	522.48	8,840.15
TRA 03137	Totals:	968,119.79	1.0000000000	968,119.79	1.0000000000	60,755.55	1,028,875.34

*** Gross Assessed Valuation Information(Assessed valuations Minus Local Exemptions) ***

	Prior Year A/V	Transfers	Current Year AVI	A/V
Secured	93,568,916		99,575,521	
Unsecured	3,353,310		3,422,260	
State Assessed				
	96,922,226		6,075,555	102,997,781

Fund NO.	Description	Prior Year Allocation	Prior Year Factor	Adjusted Prior Year Allocation	Adjusted Prior Year Factor	Annual Tax Increment	Current Year Allocation
1031	EL SCH GEN OXNARD	257.30	.1935779816	257.30	.1935779816	4.48	261.78
2007	HI SCH GEN OXNARD	181.46	.1365163457	181.46	.1365163457	3.16	184.62
2015	VTA COM COLLEGE GEN	73.72	.0554722832	73.72	.0554722832	1.28	75.00
2019	VTA COLLEGE CHILD CTR	.35	.0002455097	.35	.0002455097	.01	.36
4001	COUNTY GENERAL FUND	280.33	.3177625805	280.33	.3177625805	7.36	287.69
4002	E.R.A.F.	72.24		72.24			72.24
4004	E.R.A.F. 93-94 SHIFT	150.68		150.68			150.68
4005	VTA. CO. OFFICE EDUCATION	21.35	.0160615518	21.35	.0160615518	.37	21.72
6100	* COUNTY FLOOD ZN ADM	3.31	.0028816341	3.31	.0028816341	.07	3.38
6120	* COUNTY FLOOD ZN #2	33.08	.0296564862	33.08	.0296564862	.69	33.77
7770	UNITED WTR CONS DIST	8.68	.0100928653	8.68	.0100928653	.23	8.91
8031	CITY OXNARD DIST #1	234.88	.2239826827	234.88	.2239826827	5.19	240.07
8600	CALLEGUAS MUN WTR	11.86	.0137500792	11.86	.0137500792	.32	12.18
TRA 03138	Totals:	1,329.24	1.0000000000	1,329.24	1.0000000000	23.16	1,352.40

*** Gross Assessed Valuation Information(Assessed valuations Minus Local Exemptions) ***

	Prior Year A/V	Transfers	Current Year AVI	A/V
Secured	115,802			118,118
Unsecured				
State Assessed				
	115,802		2,316	118,118

Fund NO.	Description	Prior Year Allocation	Prior Year Factor	Adjusted Prior Year Allocation	Adjusted Prior Year Factor	Annual Tax Increment	Current Year Allocation
1037	EL SCH GEN RIO	157,540.41	.1970236458	157,540.41	.1970236458	6,015.64	163,556.05
2007	HI SCH GEN OXNARD	107,618.67	.1346285257	107,618.67	.1346285257	4,110.55	111,729.22
2015	VTA COM COLLEGE GEN	43,721.85	.0546950374	43,721.85	.0546950374	1,669.98	45,391.83
2019	VTA COLLEGE CHILD CTR	225.90	.0002825931	225.90	.0002825931	8.63	234.53
4001	COUNTY GENERAL FUND	160,243.75	.2004775723	160,243.75	.2004775723	6,121.09	166,364.84
4002	E.R.A.F.	45,505.36	.0569995574	45,505.36	.0569995574	1,740.34	47,245.70
4004	E.R.A.F. 93-94 SHIFT	94,542.01	.1182636611	94,542.01	.1182636611	3,610.89	98,152.90
4005	VTA. CO. OFFICE EDUCATION	19,646.78	.0245777201	19,646.78	.0245777201	750.42	20,397.20
6100	* COUNTY FLOOD ZN ADM	1,970.56	.0024650982	1,970.56	.0024650982	75.27	2,045.83
6120	* COUNTY FLOOD ZN #2	19,419.94	.0242939265	19,419.94	.0242939265	741.76	20,161.70
7770	UNITED WTR CONS DIST	4,989.05	.0062335328	4,989.05	.0062335328	190.33	5,179.38
8031	CITY OXNARD DIST #1	137,195.53	.1715745151	137,195.53	.1715745151	5,238.61	142,434.14
8600	CALLEGUAS MUN WTR	6,791.13	.0084846145	6,791.13	.0084846145	259.06	7,050.19
TRA 03139	Totals:	799,410.94	1.0000000000	799,410.94	1.0000000000	30,532.57	829,943.51

*** Gross Assessed Valuation Information(Assessed valuations Minus Local Exemptions) ***

	Prior Year A/V	Transfers	Current Year AVI	A/V
Secured	76,090,037		78,915,304	
Unsecured	3,732,800		3,960,790	
State Assessed				
	79,822,837		3,053,257	82,876,094

Fund NO.	Description	Prior Year Allocation	Prior Year Factor	Adjusted Prior Year Allocation	Adjusted Prior Year Factor	Annual Tax Increment	Current Year Allocation
1031	EL SCH GEN OXNARD	120,579.31	.2027000157	120,579.31	.2027000157	3,397.49	123,976.80
2007	HI SCH GEN OXNARD	85,006.31	.1428999919	85,006.31	.1428999919	2,395.17	87,401.48
2015	VTA COM COLLEGE GEN	34,502.06	.0579997216	34,502.06	.0579997216	972.14	35,474.20
2019	VTA COLLEGE CHILD CTR	178.42	.0002999433	178.42	.0002999433	5.03	183.45
4001	COUNTY GENERAL FUND	106,754.55	.1794598644	106,754.55	.1794598644	3,007.97	109,762.52
4002	E.R.A.F.	31,619.09	.0531534319	31,619.09	.0531534319	890.91	32,510.00
4004	E.R.A.F. 93-94 SHIFT	68,417.37	.1150130725	68,417.37	.1150130725	1,927.75	70,345.12
4005	VTA. CO. OFFICE EDUCATION	9,849.90	.0165582059	9,849.90	.0165582059	277.53	10,127.43
6100	* COUNTY FLOOD ZN ADM	1,486.46	.0024987906	1,486.46	.0024987906	41.88	1,528.34
6120	* COUNTY FLOOD ZN #2	14,859.70	.0249799097	14,859.70	.0249799097	418.69	15,278.39
7770	UNITED WTR CONS DIST	3,684.01	.0061930026	3,684.01	.0061930026	103.80	3,787.81
8031	CITY OXNARD DIST #1	110,674.75	.1860499518	110,674.75	.1860499518	3,118.41	113,793.16
8600	CALLEGUAS MUN WTR	7,253.86	.0121940981	7,253.86	.0121940981	204.39	7,458.25
TRA 03140	Totals:	594,865.79	1.0000000000	594,865.79	1.0000000000	16,761.16	611,626.95

*** Gross Assessed Valuation Information(Assessed valuations Minus Local Exemptions) ***

	Prior Year A/V	Transfers	Current Year AVI	A/V
Secured	58,667,720		60,142,676	
Unsecured	843,620		1,044,780	
State Assessed				
	59,511,340		1,676,116	61,187,456

Fund NO.	Description	Prior Year Allocation	Prior Year Factor	Adjusted Prior Year Allocation	Adjusted Prior Year Factor	Annual Tax Increment	Current Year Allocation
1031	EL SCH GEN OXNARD		.1935840707		.1935840707		
2007	HI SCH GEN OXNARD		.1365019451		.1365019451		
2015	VTA COM COLLEGE GEN		.0554250279		.0554250279		
2019	VTA COLLEGE CHILD CTR		.0002696145		.0002696145		
4001	COUNTY GENERAL FUND		.0763213027		.0763213027		
4002	E.R.A.F.		.0578272810		.0578272810		
4004	E.R.A.F. 93-94 SHIFT		.1202891364		.1202891364		
4005	VTA. CO. OFFICE EDUCATION		.0161924016		.0161924016		
6100	* COUNTY FLOOD ZN ADM		.0024984742		.0024984742		
6120	* COUNTY FLOOD ZN #2		.0246032957		.0246032957		
7770	UNITED WTR CONS DIST		.0063129387		.0063129387		
8031	CITY OXNARD DIST #1		.1736725664		.1736725664		
8600	CALLEGUAS MUN WTR		.1365019451		.1365019451		
TRA 03141	Totals:		1.0000000000		1.0000000000		

No Taxable Parcels Within TRA=03141

Fund NO.	Description	Prior Year Allocation	Prior Year Factor	Adjusted Prior Year Allocation	Adjusted Prior Year Factor	Annual Tax Increment	Current Year Allocation
1029	EL SCH GEN OCN VIEW		.1877541547		.1877541547		
2007	HI SCH GEN OXNARD		.1343873517		.1343873517		
2015	VTA COM COLLEGE GEN		.0533596837		.0533596837		
4001	COUNTY GENERAL FUND		.3364291189		.3364291189		
4005	VTA. CO. OFFICE EDUCATION		.0174034682		.0174034682		
6100	* COUNTY FLOOD ZN ADM		.0019761873		.0019761873		
6120	* COUNTY FLOOD ZN #2		.0276664201		.0276664201		
7770	UNITED WTR CONS DIST		.0098801973		.0098801973		
8031	CITY OXNARD DIST #1		.2192871885		.2192871885		
8600	CALLEGUAS MUN WTR		.0118562296		.0118562296		
TRA 03142 Totals:			1.0000000000		1.0000000000		

Fund NO.	Description	Prior Year Allocation	Prior Year Factor	Adjusted Prior Year Allocation	Adjusted Prior Year Factor	Annual Tax Increment	Current Year Allocation
1029	EL SCH GEN OCN VIEW	132,196.16	.1801679131	132,196.16	.1801679131	5,257.79	137,453.95
2007	HI SCH GEN OXNARD	100,310.86	.1367119456	100,310.86	.1367119456	3,989.62	104,300.48
2015	VTA COM COLLEGE GEN	40,752.64	.0555410848	40,752.64	.0555410848	1,620.84	42,373.48
2019	VTA COLLEGE CHILD CTR	210.27	.0002865208	210.27	.0002865208	8.36	218.63
4001	COUNTY GENERAL FUND	150,268.92	.2047989697	150,268.92	.2047989697	5,976.59	156,245.51
4002	E.R.A.F.	42,772.63	.0582941442	42,772.63	.0582941442	1,701.18	44,473.81
4004	E.R.A.F. 93-94 SHIFT	88,710.05	.1209014445	88,710.05	.1209014445	3,528.23	92,238.28
4005	VTA. CO. OFFICE EDUCATION	18,316.88	.0249637723	18,316.88	.0249637723	728.51	19,045.39
6100	* COUNTY FLOOD ZN ADM	1,836.57	.0025030337	1,836.57	.0025030337	73.05	1,909.62
6120	* COUNTY FLOOD ZN #2	18,100.97	.0246694989	18,100.97	.0246694989	719.92	18,820.89
7770	UNITED WTR CONS DIST	4,653.83	.0063426060	4,653.83	.0063426060	185.09	4,838.92
8031	CITY OXNARD DIST #1	129,287.08	.1762032134	129,287.08	.1762032134	5,142.09	134,429.17
8600	CALLEGUAS MUN WTR	6,321.79	.0086158530	6,321.79	.0086158530	251.43	6,573.22
TRA 03144	Totals:	733,738.65	1.0000000000	733,738.65	1.0000000000	29,182.70	762,921.35

*** Gross Assessed Valuation Information(Assessed valuations Minus Local Exemptions) ***

	Prior Year A/V	Transfers	Current Year AVI	A/V
Secured	72,690,602			75,608,872
Unsecured				
State Assessed				
	72,690,602		2,918,270	75,608,872

Fund NO.	Description	Prior Year Allocation	Prior Year Factor	Adjusted Prior Year Allocation	Adjusted Prior Year Factor	Annual Tax Increment	Current Year Allocation
1015	EL SCH GEN PT HUE	210,446.22	.1889209106	210,446.22	.1889209106	7,907.04	218,353.26
2007	HI SCH GEN OXNARD	150,713.88	.1352982434	150,713.88	.1352982434	5,662.73	156,376.61
2015	VTA COM COLLEGE GEN	61,230.01	.0549671379	61,230.01	.0549671379	2,300.58	63,530.59
2019	VTA COLLEGE CHILD CTR	316.42	.0002840447	316.42	.0002840447	11.89	328.31
4001	COUNTY GENERAL FUND	225,568.03	.2024938848	225,568.03	.2024938848	8,475.10	234,043.13
4002	E.R.A.F.	64,188.75	.0576020425	64,188.75	.0576020425	2,410.86	66,599.61
4004	E.R.A.F. 93-94 SHIFT	133,280.79	.1196511331	133,280.79	.1196511331	5,007.84	138,288.63
4005	VTA. CO. OFFICE EDUCATION	27,523.17	.0247079898	27,523.17	.0247079898	1,034.12	28,557.29
6100	* COUNTY FLOOD ZN ADM	2,759.86	.0024775733	2,759.86	.0024775733	103.70	2,863.56
6120	* COUNTY FLOOD ZN #2	27,196.64	.0244148673	27,196.64	.0244148673	1,021.85	28,218.49
7770	UNITED WTR CONS DIST	6,986.44	.0062741185	6,986.44	.0062741185	262.60	7,249.04
8031	CITY OXNARD DIST #1	194,233.18	.1743812807	194,233.18	.1743812807	7,298.50	201,531.68
8600	CALLEGUAS MUN WTR	9,494.78	.0085267734	9,494.78	.0085267734	356.88	9,851.66
TRA 03146	Totals:	1,113,938.17	1.0000000000	1,113,938.17	1.0000000000	41,853.69	1,155,791.86

*** Gross Assessed Valuation Information(Assessed valuations Minus Local Exemptions) ***

	Prior Year A/V	Transfers	Current Year AVI	A/V
Secured	110,782,927		114,969,296	
Unsecured	35,300		34,300	
State Assessed				
	110,818,227		4,185,369	115,003,596

Fund NO.	Description	Prior Year Allocation	Prior Year Factor	Adjusted Prior Year Allocation	Adjusted Prior Year Factor	Annual Tax Increment	Current Year Allocation
1031	EL SCH GEN OXNARD		.1930361838		.1930361838		
2007	HI SCH GEN OXNARD		.1360907106		.1360907106		
2015	VTA COM COLLEGE GEN		.0552798730		.0552798730		
2019	VTA COLLEGE CHILD CTR		.0002729258		.0002729258		
4001	COUNTY GENERAL FUND		.0085549749		.0085549749		
4002	E.R.A.F.		.0579208415		.0579208415		
4004	E.R.A.F. 93-94 SHIFT		.1204021171		.1204021171		
4005	VTA. CO. OFFICE EDUCATION		.0160780267		.0160780267		
6100	* COUNTY FLOOD ZN ADM		.0024633002		.0024633002		
6120	* COUNTY FLOOD ZN #2		.0245331380		.0245331380		
7770	UNITED WTR CONS DIST		.0062914018		.0062914018		
8031	CITY OXNARD DIST #1		.1753270530		.1753270530		
8600	CALLEGUAS MUN WTR		.2037494536		.2037494536		
TRA 03147	Totals:		1.0000000000		1.0000000000		

No Taxable Parcels Within TRA=03147

Fund NO.	Description	Prior Year Allocation	Prior Year Factor	Adjusted Prior Year Allocation	Adjusted Prior Year Factor	Annual Tax Increment	Current Year Allocation
1031	EL SCH GEN OXNARD	34.28	.1925669274	34.28	.1925669274	.72	35.00
2007	HI SCH GEN OXNARD	24.17	.1357659096	24.17	.1357659096	.51	24.68
2015	VTA COM COLLEGE GEN	9.83	.0551408025	9.83	.0551408025	.21	10.04
2019	VTA COLLEGE CHILD CTR	.02	.0002021132	.02	.0002021132	.02	.02
4001	COUNTY GENERAL FUND	32.51	.1897350459	32.51	.1897350459	.71	33.22
4002	E.R.A.F.	6.19	.0558170354	6.19	.0558170354	.21	6.40
4004	E.R.A.F. 93-94 SHIFT	14.75	.0834995936	14.75	.0834995936	.31	15.06
4005	VTA. CO. OFFICE EDUCATION	2.74	.0155752965	2.74	.0155752965	.06	2.80
6100	* COUNTY FLOOD ZN ADM	.49	.0024665893	.49	.0024665893	.01	.50
6120	* COUNTY FLOOD ZN #2	4.36	.0244585404	4.36	.0244585404	.09	4.45
7770	UNITED WTR CONS DIST	2.48	.0062575133	2.48	.0062575133	.02	2.50
8034	CITY OXNARD DIST #4	46.35	.2385146329	46.35	.2385146329	.89	47.24
TRA 03148	Totals:	178.17	1.0000000000	178.17	1.0000000000	3.74	181.91

*** Gross Assessed Valuation Information(Assessed valuations Minus Local Exemptions) ***

	Prior Year	Transfers	Current Year
Secured	A/V 18,744		AVI 19,118
Unsecured			
State Assessed			
	18,744		374
			19,118

Fund NO.	Description	Prior Year Allocation	Prior Year Factor	Adjusted Prior Year Allocation	Adjusted Prior Year Factor	Annual Tax Increment	Current Year Allocation
1031	EL SCH GEN OXNARD	37,698.19	.1935747951	37,698.19	.1935747951	1,274.75	38,972.94
2007	HI SCH GEN OXNARD	26,574.87	.1364581721	26,574.87	.1364581721	898.62	27,473.49
2015	VTA COM COLLEGE GEN	10,796.27	.0554373944	10,796.27	.0554373944	365.07	11,161.34
2019	VTA COLLEGE CHILD CTR	55.72	.0002860547	55.72	.0002860547	1.88	57.60
4001	COUNTY GENERAL FUND	39,773.43	.2042297612	39,773.43	.2042297612	1,344.91	41,118.34
4002	E.R.A.F.	11,269.82	.0578594583	11,269.82	.0578594583	381.02	11,650.84
4004	E.R.A.F. 93-94 SHIFT	23,423.06	.1202753960	23,423.06	.1202753960	792.05	24,215.11
4005	VTA. CO. OFFICE EDUCATION	3,154.77	.0161992484	3,154.77	.0161992484	106.68	3,261.45
6100	* COUNTY FLOOD ZN ADM	486.40	.0024976044	486.40	.0024976044	16.45	502.85
6120	* COUNTY FLOOD ZN #2	4,795.20	.0246226464	4,795.20	.0246226464	162.15	4,957.35
7770	UNITED WTR CONS DIST	1,230.73	.0063207420	1,230.73	.0063207420	41.62	1,272.35
8031	CITY OXNARD DIST #1	33,814.57	.1736397729	33,814.57	.1736397729	1,143.47	34,958.04
8600	CALLEGUAS MUN WTR	1,674.33	.0085989541	1,674.33	.0085989541	56.63	1,730.96
TRA 03149	Totals:	194,747.36	1.0000000000	194,747.36	1.0000000000	6,585.30	201,332.66

*** Gross Assessed Valuation Information(Assessed valuations Minus Local Exemptions) ***

	Prior Year A/V	Transfers	Current Year AVI	A/V
Secured	19,456,545			20,115,075
Unsecured				
State Assessed				
	19,456,545		658,530	20,115,075

Fund NO.	Description	Prior Year Allocation	Prior Year Factor	Adjusted Prior Year Allocation	Adjusted Prior Year Factor	Annual Tax Increment	Current Year Allocation
1037	EL SCH GEN RIO	38,031.52	.1914496346	38,031.52	.1914496346	146.12-	37,885.40
2007	HI SCH GEN OXNARD	26,868.54	.1352555936	26,868.54	.1352555936	103.23-	26,765.31
2015	VTA COM COLLEGE GEN	10,915.63	.0549488569	10,915.63	.0549488569	41.94-	10,873.69
2019	VTA COLLEGE CHILD CTR	55.76	.0002808497	55.76	.0002808497	.21-	55.55
4001	COUNTY GENERAL FUND	40,290.73	.2028183283	40,290.73	.2028183283	154.82-	40,135.91
4002	E.R.A.F.	11,408.50	.0573920147	11,408.50	.0573920147	43.80-	11,364.70
4004	E.R.A.F. 93-94 SHIFT	23,715.19	.1193867143	23,715.19	.1193867143	91.12-	23,624.07
4005	VTA. CO. OFFICE EDUCATION	4,904.11	.0246872100	4,904.11	.0246872100	18.84-	4,885.27
6100	* COUNTY FLOOD ZN ADM	491.72	.0024753793	491.72	.0024753793	1.89-	489.83
6120	* COUNTY FLOOD ZN #2	4,848.40	.0244068264	4,848.40	.0244068264	18.63-	4,829.77
7770	UNITED WTR CONS DIST	1,243.92	.0062657942	1,243.92	.0062657942	4.78-	1,239.14
8031	CITY OXNARD DIST #1	34,184.20	.1721093936	34,184.20	.1721093936	131.36-	34,052.84
8600	CALLEGUAS MUN WTR	1,692.03	.0085234044	1,692.03	.0085234044	6.51-	1,685.52
TRA 03150	Totals:	198,650.25	1.0000000000	198,650.25	1.0000000000	763.25-	197,887.00

*** Gross Assessed Valuation Information(Assessed valuations Minus Local Exemptions) ***

	Prior Year A/V	Transfers	Current Year AVI	A/V
Secured	15,668,942		15,982,317	
Unsecured	4,136,600		3,746,900	
State Assessed				
	19,805,542		76,325-	19,729,217

Fund NO.	Description	Prior Year Allocation	Prior Year Factor	Adjusted Prior Year Allocation	Adjusted Prior Year Factor	Annual Tax Increment	Current Year Allocation
1031	EL SCH GEN OXNARD	91,569.60	.1863894007	91,569.60	.1863894007	2,226.46	93,796.06
2007	HI SCH GEN OXNARD	64,535.49	.1313616356	64,535.49	.1313616356	1,569.14	66,104.63
2015	VTA COM COLLEGE GEN	26,218.35	.0533672747	26,218.35	.0533672747	637.48	26,855.83
2019	VTA COLLEGE CHILD CTR	135.01	.0002748094	135.01	.0002748094	3.28	138.29
4001	COUNTY GENERAL FUND	108,612.80	.2210801361	108,612.80	.2210801361	2,640.87	111,253.67
4002	E.R.A.F.	28,348.16	.0576976530	28,348.16	.0576976530	689.21	29,037.37
4004	E.R.A.F. 93-94 SHIFT	62,284.84	.1267810998	62,284.84	.1267810998	1,514.43	63,799.27
4005	VTA. CO. OFFICE EDUCATION	7,662.32	.0155966313	7,662.32	.0155966313	186.31	7,848.63
6100	* COUNTY FLOOD ZN ADM	1,181.44	.0024048248	1,181.44	.0024048248	28.73	1,210.17
6120	* COUNTY FLOOD ZN #2	11,645.12	.0237035630	11,645.12	.0237035630	283.14	11,928.26
7770	UNITED WTR CONS DIST	3,019.83	.0061474487	3,019.83	.0061474487	73.43	3,093.26
8031	CITY OXNARD DIST #1	82,735.96	.1684120707	82,735.96	.1684120707	2,011.72	84,747.68
8600	CALLEGUAS MUN WTR	3,332.28	.0067834522	3,332.28	.0067834522	81.03	3,413.31
TRA 03151	Totals:	491,281.20	1.0000000000	491,281.20	1.0000000000	11,945.23	503,226.43

*** Gross Assessed Valuation Information(Assessed valuations Minus Local Exemptions) ***

	Prior Year A/V	Transfers	Current Year AVI	A/V
Secured	48,736,136			50,135,659
Unsecured	375,600			170,600
State Assessed				
	49,111,736		1,194,523	50,306,259

Fund NO.	Description	Prior Year Allocation	Prior Year Factor	Adjusted Prior Year Allocation	Adjusted Prior Year Factor	Annual Tax Increment	Current Year Allocation
1031	EL SCH GEN OXNARD		.1935725080		.1935725080		
2007	HI SCH GEN OXNARD		.1364549058		.1364549058		
2015	VTA COM COLLEGE GEN		.0554372714		.0554372714		
2019	VTA COLLEGE CHILD CTR		.0002866168		.0002866168		
4001	COUNTY GENERAL FUND		.2045164594		.2045164594		
4002	E.R.A.F.		.0560607903		.0560607903		
4004	E.R.A.F. 93-94 SHIFT		.1202729808		.1202729808		
4005	VTA. CO. OFFICE EDUCATION		.0162085580		.0162085580		
6100	* COUNTY FLOOD ZN ADM		.0024987759		.0024987759		
6120	* COUNTY FLOOD ZN #2		.0246236423		.0246236423		
7770	UNITED WTR CONS DIST		.0063210151		.0063210151		
8031	CITY OXNARD DIST #1		.1751467343		.1751467343		
8600	CALLEGUAS MUN WTR		.0085997419		.0085997419		
TRA 03152	Totals:		1.0000000000		1.0000000000		

Fund NO.	Description	Prior Year Allocation	Prior Year Factor	Adjusted Prior Year Allocation	Adjusted Prior Year Factor	Annual Tax Increment	Current Year Allocation
1037	EL SCH GEN RIO	3,505.28	.1941946915	3,505.28	.1941946915	45.08	3,550.36
2007	HI SCH GEN OXNARD	2,476.55	.1372024218	2,476.55	.1372024218	31.85	2,508.40
2015	VTA COM COLLEGE GEN	1,006.05	.0557359972	1,006.05	.0557359972	12.94	1,018.99
2019	VTA COLLEGE CHILD CTR	5.13	.0002821160	5.13	.0002821160	.07	5.20
4001	COUNTY GENERAL FUND	3,707.49	.2054002928	3,707.49	.2054002928	47.69	3,755.18
4002	E.R.A.F.	959.17	.0531659999	959.17	.0531659999	12.34	971.51
4004	E.R.A.F. 93-94 SHIFT	2,183.38	.1209567229	2,183.38	.1209567229	28.08	2,211.46
4005	VTA. CO. OFFICE EDUCATION	451.45	.0250112159	451.45	.0250112159	5.81	457.26
6100	* COUNTY FLOOD ZN ADM	45.31	.0025101965	45.31	.0025101965	.58	45.89
6120	* COUNTY FLOOD ZN #2	446.88	.0247573062	446.88	.0247573062	5.75	452.63
7770	UNITED WTR CONS DIST	111.83	.0061933484	111.83	.0061933484	1.44	113.27
8031	CITY OXNARD DIST #1	3,151.81	.1745896909	3,151.81	.1745896909	40.53	3,192.34
TRA 03153	Totals:	18,050.33	1.0000000000	18,050.33	1.0000000000	232.16	18,282.49

*** Gross Assessed Valuation Information(Assessed valuations Minus Local Exemptions) ***

	Prior Year	Transfers	Current Year	AVI	A/V
Secured	1,690,863				1,724,679
Unsecured	51,100				40,500
State Assessed	58,738				58,738
	1,800,701		23,216		1,823,917

Fund NO.	Description	Prior Year Allocation	Prior Year Factor	Adjusted Prior Year Allocation	Adjusted Prior Year Factor	Annual Tax Increment	Current Year Allocation
1029	EL SCH GEN OCN VIEW		.1883029073		.1883029073		
2007	HI SCH GEN OXNARD		.1348050728		.1348050728		
2015	VTA COM COLLEGE GEN		.0544856740		.0544856740		
2019	VTA COLLEGE CHILD CTR		.0004697040		.0004697040		
4001	COUNTY GENERAL FUND		.3226666606		.3226666606		
4005	VTA. CO. OFFICE EDUCATION		.0209601082		.0209601082		
6100	* COUNTY FLOOD ZN ADM		.0023544311		.0023544311		
6120	* COUNTY FLOOD ZN #2		.0291676227		.0291676227		
7770	UNITED WTR CONS DIST		.0098946826		.0098946826		
8031	CITY OXNARD DIST #1		.2236992147		.2236992147		
8600	CALLEGUAS MUN WTR		.0131939220		.0131939220		
TRA 03154 Totals:			1.0000000000		1.0000000000		

No Taxable Parcels Within TRA=03154

Fund NO.	Description	Prior Year Allocation	Prior Year Factor	Adjusted Prior Year Allocation	Adjusted Prior Year Factor	Annual Tax Increment	Current Year Allocation
1029	EL SCH GEN OCN VIEW	.62	.1891981024	.62	.1891981024		.62
2007	HI SCH GEN OXNARD	.44	.1356624319	.44	.1356624319		.44
2015	VTA COM COLLEGE GEN	.18	.0551270417	.18	.0551270417		.18
2019	VTA COLLEGE CHILD CTR		.0002268602		.0002268602		
4001	COUNTY GENERAL FUND	1.04	.3182624952	1.04	.3182624952		1.04
4005	VTA. CO. OFFICE EDUCATION	.08	.0235049447	.08	.0235049447		.08
6100	* COUNTY FLOOD ZN ADM	.01	.0027223598	.01	.0027223598		.01
6120	* COUNTY FLOOD ZN #2	.10	.0292650825	.10	.0292650825		.10
7770	UNITED WTR CONS DIST	.03	.0099821342	.03	.0099821342		.03
8031	CITY OXNARD DIST #1	.73	.2224367633	.73	.2224367633		.73
8600	CALLEGUAS MUN WTR	.04	.0136117841	.04	.0136117841		.04
TRA 03155	Totals:	3.27	1.0000000000	3.27	1.0000000000		3.27

Fund NO.	Description	Prior Year Allocation	Prior Year Factor	Adjusted Prior Year Allocation	Adjusted Prior Year Factor	Annual Tax Increment	Current Year Allocation
1029	EL SCH GEN OCN VIEW		.1992187500		.1992187500		
2007	HI SCH GEN OXNARD		.1428571429		.1428571429		
2015	VTA COM COLLEGE GEN		.0561224490		.0561224490		
4001	COUNTY GENERAL FUND		.2203433248		.2203433248		
4002	E.R.A.F.		.0481770833		.0481770833		
4004	E.R.A.F. 93-94 SHIFT		.1302083333		.1302083333		
4005	VTA. CO. OFFICE EDUCATION		.0117187500		.0117187500		
6100	* COUNTY FLOOD ZN ADM		.0013020833		.0013020833		
6140	* COUNTY FLOOD ZN #4		.0013020833		.0013020833		
8031	CITY OXNARD DIST #1		.1809375001		.1809375001		
8600	CALLEGUAS MUN WTR		.0078125000		.0078125000		
TRA 03156 Totals:			1.0000000000		1.0000000000		

No Taxable Parcels Within TRA=03156

Fund NO.	Description	Prior Year Allocation	Prior Year Factor	Adjusted Prior Year Allocation	Adjusted Prior Year Factor	Annual Tax Increment	Current Year Allocation
1029	EL SCH GEN OCN VIEW	65,697.77	.1891093291	65,697.77	.1891093291	2,723.98	68,421.75
2007	HI SCH GEN OXNARD	47,050.02	.1354322692	47,050.02	.1354322692	1,950.80	49,000.82
2015	VTA COM COLLEGE GEN	19,114.90	.0550217237	19,114.90	.0550217237	792.55	19,907.45
2019	VTA COLLEGE CHILD CTR	98.76	.0002843048	98.76	.0002843048	4.10	102.86
4001	COUNTY GENERAL FUND	70,139.60	.2018868638	70,139.60	.2018868638	2,908.03	73,047.63
4002	E.R.A.F.	20,013.62	.0575906228	20,013.62	.0575906228	829.55	20,843.17
4004	E.R.A.F. 93-94 SHIFT	41,498.06	.1194510459	41,498.06	.1194510459	1,720.61	43,218.67
4005	VTA. CO. OFFICE EDUCATION	8,592.07	.0247320543	8,592.07	.0247320543	356.25	8,948.32
6100	* COUNTY FLOOD ZN ADM	861.51	.0024798999	861.51	.0024798999	35.72	897.23
6120	* COUNTY FLOOD ZN #2	8,490.27	.0244390358	8,490.27	.0244390358	352.03	8,842.30
7770	UNITED WTR CONS DIST	2,180.39	.0062780823	2,180.39	.0062780823	90.43	2,270.82
8031	CITY OXNARD DIST #1	60,707.74	.1747596148	60,707.74	.1747596148	2,517.28	63,225.02
8600	CALLEGUAS MUN WTR	2,964.24	.0085351536	2,964.24	.0085351536	122.94	3,087.18
TRA 03157	Totals:	347,408.95	1.0000000000	347,408.95	1.0000000000	14,404.27	361,813.22

*** Gross Assessed Valuation Information(Assessed valuations Minus Local Exemptions) ***

	Prior Year A/V	Transfers	Current Year AVI	A/V
Secured	34,658,801			36,099,228
Unsecured	17,600			17,600
State Assessed				
	34,676,401		1,440,427	36,116,828

Fund NO.	Description	Prior Year Allocation	Prior Year Factor	Adjusted Prior Year Allocation	Adjusted Prior Year Factor	Annual Tax Increment	Current Year Allocation
1029	EL SCH GEN OCN VIEW	572.92	.1887929881	572.92	.1887929881	13.27-	559.65
2007	HI SCH GEN OXNARD	410.29	.1351961642	410.29	.1351961642	9.50-	400.79
2015	VTA COM COLLEGE GEN	166.59	.0548901798	166.59	.0548901798	3.86-	162.73
2019	VTA COLLEGE CHILD CTR	.59	.0001989495	.59	.0001989495	.01-	.58
4001	COUNTY GENERAL FUND	624.16	.3161987758	624.16	.3161987758	22.22-	601.94
4002	E.R.A.F.	172.02		172.02			172.02
4004	E.R.A.F. 93-94 SHIFT	356.44		356.44			356.44
4005	VTA. CO. OFFICE EDUCATION	73.31	.0241672609	73.31	.0241672609	1.70-	71.61
6100	* COUNTY FLOOD ZN ADM	7.30	.0027973625	7.30	.0027973625	.20-	7.10
6120	* COUNTY FLOOD ZN #2	74.39	.0293944907	74.39	.0293944907	2.07-	72.32
7770	UNITED WTR CONS DIST	19.16	.0099940821	19.16	.0099940821	.70-	18.46
8031	CITY OXNARD DIST #1	531.40	.2247703611	531.40	.2247703611	15.80-	515.60
8600	CALLEGUAS MUN WTR	26.08	.0135993853	26.08	.0135993853	.96-	25.12
TRA 03158	Totals:	3,034.65	1.0000000000	3,034.65	1.0000000000	70.29-	2,964.36

*** Gross Assessed Valuation Information(Assessed valuations Minus Local Exemptions) ***

	Prior Year A/V	Transfers	Current Year AVI	A/V
Secured	303,411			296,382
Unsecured				
State Assessed				
	303,411		7,029-	296,382

Fund NO.	Description	Prior Year Allocation	Prior Year Factor	Adjusted Prior Year Allocation	Adjusted Prior Year Factor	Annual Tax Increment	Current Year Allocation
1029	EL SCH GEN OCN VIEW		.1914498141		.1914498141		
2007	HI SCH GEN OXNARD		.1370789439		.1370789439		
2015	VTA COM COLLEGE GEN		.0556639354		.0556639354		
2019	VTA COLLEGE CHILD CTR		.0002601118		.0002601118		
4001	COUNTY GENERAL FUND		.1764914144		.1764914144		
4002	E.R.A.F.		.0532837670		.0532837670		
4004	E.R.A.F. 93-94 SHIFT		.1218799788		.1218799788		
4005	VTA. CO. OFFICE EDUCATION		.0240750575		.0240750575		
6100	* COUNTY FLOOD ZN ADM		.0024783147		.0024783147		
6120	* COUNTY FLOOD ZN #2		.0247831475		.0247831475		
7770	UNITED WTR CONS DIST		.0061957869		.0061957869		
8031	CITY OXNARD DIST #1		.2063597280		.2063597280		
TRA 03159 Totals:			1.0000000000		1.0000000000		

No Taxable Parcels Within TRA=03159

Fund NO.	Description	Prior Year Allocation	Prior Year Factor	Adjusted Prior Year Allocation	Adjusted Prior Year Factor	Annual Tax Increment	Current Year Allocation
1029	EL SCH GEN OCN VIEW		.1843317972		.1843317972		
2007	HI SCH GEN OXNARD		.1352941176		.1352941176		
2015	VTA COM COLLEGE GEN		.0529411764		.0529411764		
4001	COUNTY GENERAL FUND		.3142032620		.3142032620		
4005	VTA. CO. OFFICE EDUCATION		.0414746544		.0414746544		
6100	* COUNTY FLOOD ZN ADM		.0059742101		.0059742101		
6120	* COUNTY FLOOD ZN #2		.0238968408		.0238968408		
7770	UNITED WTR CONS DIST		.0059742101		.0059742101		
8031	CITY OXNARD DIST #1		.2236290614		.2236290614		
8600	CALLEGUAS MUN WTR		.0122806700		.0122806700		
TRA 03160 Totals:			1.0000000000		1.0000000000		

No Taxable Parcels Within TRA=03160

Fund NO.	Description	Prior Year Allocation	Prior Year Factor	Adjusted Prior Year Allocation	Adjusted Prior Year Factor	Annual Tax Increment	Current Year Allocation
1029	EL SCH GEN OCN VIEW	26,904.94	.1893944547	26,904.94	.1893944547	1,148.97	28,053.91
2007	HI SCH GEN OXNARD	20,415.55	.1437131931	20,415.55	.1437131931	871.84	21,287.39
2015	VTA COM COLLEGE GEN	8,294.23	.0583864497	8,294.23	.0583864497	354.20	8,648.43
2019	VTA COLLEGE CHILD CTR	42.84	.0003015535	42.84	.0003015535	1.83	44.67
4001	COUNTY GENERAL FUND	26,346.04	.1854597384	26,346.04	.1854597384	1,125.12	27,471.16
4002	E.R.A.F.	7,590.13	.0534263083	7,590.13	.0534263083	324.11	7,914.24
4004	E.R.A.F. 93-94 SHIFT	16,396.66	.1154231648	16,396.66	.1154231648	700.22	17,096.88
4005	VTA. CO. OFFICE EDUCATION	3,702.45	.0260629905	3,702.45	.0260629905	158.11	3,860.56
6100	* COUNTY FLOOD ZN ADM	373.82	.0026314425	373.82	.0026314425	15.96	389.78
6120	* COUNTY FLOOD ZN #2	3,684.03	.0259333944	3,684.03	.0259333944	157.33	3,841.36
7770	UNITED WTR CONS DIST	911.31	.0064151400	911.31	.0064151400	38.92	950.23
8031	CITY OXNARD DIST #1	27,395.66	.1928521701	27,395.66	.1928521701	1,169.95	28,565.61
TRA 03161	Totals:	142,057.66	1.0000000000	142,057.66	1.0000000000	6,066.56	148,124.22

*** Gross Assessed Valuation Information(Assessed valuations Minus Local Exemptions) ***

	Prior Year	Transfers	Current Year	AVI	A/V
Secured	14,324,237		14,927,253		
Unsecured	59,500		63,140		
State Assessed					
	14,383,737		606,656		14,990,393

Fund NO.	Description	Prior Year Allocation	Prior Year Factor	Adjusted Prior Year Allocation	Adjusted Prior Year Factor	Annual Tax Increment	Current Year Allocation
1029	EL SCH GEN OCN VIEW	60,402.81	.1909047282	60,402.81	.1909047282	1,506.73	61,909.54
2007	HI SCH GEN OXNARD	45,369.74	.1433922606	45,369.74	.1433922606	1,131.74	46,501.48
2015	VTA COM COLLEGE GEN	18,432.31	.0582557916	18,432.31	.0582557916	459.79	18,892.10
2019	VTA COLLEGE CHILD CTR	95.01	.0003002726	95.01	.0003002726	2.37	97.38
4001	COUNTY GENERAL FUND	57,150.66	.1806262904	57,150.66	.1806262904	1,425.61	58,576.27
4002	E.R.A.F.	16,937.98	.0535329329	16,937.98	.0535329329	422.51	17,360.49
4004	E.R.A.F. 93-94 SHIFT	36,420.29	.1151072728	36,420.29	.1151072728	908.50	37,328.79
4005	VTA. CO. OFFICE EDUCATION	8,235.24	.0260276580	8,235.24	.0260276580	205.43	8,440.67
6100	* COUNTY FLOOD ZN ADM	810.61	.0025619686	810.61	.0025619686	20.22	830.83
6120	* COUNTY FLOOD ZN #2	7,990.75	.0252549923	7,990.75	.0252549923	199.33	8,190.08
7770	UNITED WTR CONS DIST	1,995.77	.0063077158	1,995.77	.0063077158	49.78	2,045.55
8031	CITY OXNARD DIST #1	59,308.22	.1874453123	59,308.22	.1874453123	1,479.43	60,787.65
8600	CALLEGUAS MUN WTR	3,253.49	.0102828039	3,253.49	.0102828039	81.16	3,334.65
TRA 03162	Totals:	316,402.88	1.0000000000	316,402.88	1.0000000000	7,892.60	324,295.48

*** Gross Assessed Valuation Information(Assessed valuations Minus Local Exemptions) ***

	Prior Year A/V	Transfers	Current Year AVI	A/V
Secured	31,714,433			32,503,693
Unsecured				
State Assessed				
	31,714,433		789,260	32,503,693

Fund NO.	Description	Prior Year Allocation	Prior Year Factor	Adjusted Prior Year Allocation	Adjusted Prior Year Factor	Annual Tax Increment	Current Year Allocation
1031	EL SCH GEN OXNARD		.2021523140		.2021523140		
2007	HI SCH GEN OXNARD		.1425034215		.1425034215		
2015	VTA COM COLLEGE GEN		.0578942514		.0578942514		
2019	VTA COLLEGE CHILD CTR		.0002988080		.0002988080		
4001	COUNTY GENERAL FUND		.1889786246		.1889786246		
4002	E.R.A.F.		.0534349977		.0534349977		
4004	E.R.A.F. 93-94 SHIFT		.1144751742		.1144751742		
4005	VTA. CO. OFFICE EDUCATION		.0167214094		.0167214094		
6100	* COUNTY FLOOD ZN ADM		.0026085288		.0026085288		
6120	* COUNTY FLOOD ZN #2		.0257164959		.0257164959		
7770	UNITED WTR CONS DIST		.0063764458		.0063764458		
8031	CITY OXNARD DIST #1		.1888395287		.1888395287		
TRA 03163 Totals:			1.0000000000		1.0000000000		

Fund NO.	Description	Prior Year Allocation	Prior Year Factor	Adjusted Prior Year Allocation	Adjusted Prior Year Factor	Annual Tax Increment	Current Year Allocation
1031	EL SCH GEN OXNARD	44,744.43	.1993242492	44,744.43	.1993242492	893.56	45,637.99
2007	HI SCH GEN OXNARD	31,541.58	.1405091516	31,541.58	.1405091516	629.90	32,171.48
2015	VTA COM COLLEGE GEN	12,813.91	.0570824399	12,813.91	.0570824399	255.90	13,069.81
2019	VTA COLLEGE CHILD CTR	65.67	.0002925138	65.67	.0002925138	1.31	66.98
4001	COUNTY GENERAL FUND	41,776.05	.1861007598	41,776.05	.1861007598	834.27	42,610.32
4002	E.R.A.F.	12,960.43	.0577351915	12,960.43	.0577351915	258.82	13,219.25
4004	E.R.A.F. 93-94 SHIFT	25,343.63	.1128989346	25,343.63	.1128989346	506.12	25,849.75
4005	VTA. CO. OFFICE EDUCATION	3,692.02	.0164469718	3,692.02	.0164469718	73.73	3,765.75
6100	* COUNTY FLOOD ZN ADM	575.96	.0025657972	575.96	.0025657972	11.50	587.46
6120	* COUNTY FLOOD ZN #2	5,681.68	.0253103822	5,681.68	.0253103822	113.47	5,795.15
7770	UNITED WTR CONS DIST	1,444.97	.0064369182	1,444.97	.0064369182	28.86	1,473.83
8031	CITY OXNARD DIST #1	41,734.91	.1859175909	41,734.91	.1859175909	833.46	42,568.37
8600	CALLEGUAS MUN WTR	2,105.41	.0093790993	2,105.41	.0093790993	42.05	2,147.46
TRA 03164	Totals:	224,480.65	1.0000000000	224,480.65	1.0000000000	4,482.95	228,963.60

*** Gross Assessed Valuation Information(Assessed valuations Minus Local Exemptions) ***

	Prior Year A/V	Transfers	Current Year AVI	A/V
Secured	22,465,715			22,914,010
Unsecured				
State Assessed				
	22,465,715		448,295	22,914,010

Fund NO.	Description	Prior Year Allocation	Prior Year Factor	Adjusted Prior Year Allocation	Adjusted Prior Year Factor	Annual Tax Increment	Current Year Allocation
1031	EL SCH GEN OXNARD	440,444.76	.2030970087	440,444.76	.2030970087	12,800.10	453,244.86
2007	HI SCH GEN OXNARD	310,482.79	.1431691954	310,482.79	.1431691954	9,023.17	319,505.96
2015	VTA COM COLLEGE GEN	126,139.42	.0581651517	126,139.42	.0581651517	3,665.83	129,805.25
2019	VTA COLLEGE CHILD CTR	651.58	.0003004538	651.58	.0003004538	18.94	670.52
4001	COUNTY GENERAL FUND	402,971.28	.1858173085	402,971.28	.1858173085	11,711.05	414,682.33
4002	E.R.A.F.	115,173.78	.0531087087	115,173.78	.0531087087	3,347.15	118,520.93
4004	E.R.A.F. 93-94 SHIFT	249,423.85	.1150138290	249,423.85	.1150138290	7,248.69	256,672.54
4005	VTA. CO. OFFICE EDUCATION	36,423.45	.0167955056	36,423.45	.0167955056	1,058.53	37,481.98
6100	* COUNTY FLOOD ZN ADM	5,685.15	.0026215330	5,685.15	.0026215330	165.22	5,850.37
6120	* COUNTY FLOOD ZN #2	56,027.11	.0258351086	56,027.11	.0258351086	1,628.25	57,655.36
7770	UNITED WTR CONS DIST	13,859.02	.0063906427	13,859.02	.0063906427	402.77	14,261.79
8031	CITY OXNARD DIST #1	411,360.11	.1896855543	411,360.11	.1896855543	11,954.84	423,314.95
TRA 03165	Totals:	2,168,642.30	1.0000000000	2,168,642.30	1.0000000000	63,024.54	2,231,666.84

*** Gross Assessed Valuation Information(Assessed valuations Minus Local Exemptions) ***

	Prior Year	Transfers	Current Year	AVI	A/V
Secured	216,868,277		223,170,731		
Unsecured	11,900		11,900		
State Assessed					
	216,880,177		6,302,454		223,182,631

Fund NO.	Description	Prior Year Allocation	Prior Year Factor	Adjusted Prior Year Allocation	Adjusted Prior Year Factor	Annual Tax Increment	Current Year Allocation
1031	EL SCH GEN OXNARD	1,980.34	.1935018528	1,980.34	.1935018528	240.87	2,221.21
2007	HI SCH GEN OXNARD	1,396.05	.1364073328	1,396.05	.1364073328	169.80	1,565.85
2015	VTA COM COLLEGE GEN	567.18	.0554214173	567.18	.0554214173	68.99	636.17
2019	VTA COLLEGE CHILD CTR	2.88	.0002794545	2.88	.0002794545	.35	3.23
4001	COUNTY GENERAL FUND	2,092.25	.2044346516	2,092.25	.2044346516	254.49	2,346.74
4002	E.R.A.F.	592.11	.0578759209	592.11	.0578759209	72.04	664.15
4004	E.R.A.F. 93-94 SHIFT	1,231.59	.1203398403	1,231.59	.1203398403	149.80	1,381.39
4005	VTA. CO. OFFICE EDUCATION	164.93	.0161212874	164.93	.0161212874	20.07	185.00
6100	* COUNTY FLOOD ZN ADM	25.59	.0025018604	25.59	.0025018604	3.11	28.70
6120	* COUNTY FLOOD ZN #2	251.86	.0246080419	251.86	.0246080419	30.63	282.49
7770	UNITED WTR CONS DIST	64.70	.0063191861	64.70	.0063191861	7.87	72.57
8031	CITY OXNARD DIST #1	1,776.69	.1735866034	1,776.69	.1735866034	216.08	1,992.77
8600	CALLEGUAS MUN WTR	88.07	.0086025506	88.07	.0086025506	10.71	98.78
TRA 03166	Totals:	10,234.24	1.0000000000	10,234.24	1.0000000000	1,244.81	11,479.05

*** Gross Assessed Valuation Information(Assessed valuations Minus Local Exemptions) ***

	Prior Year A/V	Transfers	Current Year AVI	A/V
Secured	1,004,007			1,129,188
Unsecured	22,200			21,500
State Assessed				
	1,026,207		124,481	1,150,688

Fund NO.	Description	Prior Year Allocation	Prior Year Factor	Adjusted Prior Year Allocation	Adjusted Prior Year Factor	Annual Tax Increment	Current Year Allocation
1031	EL SCH GEN OXNARD	2,344.02	.1913044333	2,344.02	.1913044333	82.77-	2,261.25
2007	HI SCH GEN OXNARD	1,659.08	.1354037826	1,659.08	.1354037826	58.58-	1,600.50
2015	VTA COM COLLEGE GEN	669.73	.0546584095	669.73	.0546584095	23.65-	646.08
2019	VTA COLLEGE CHILD CTR	15.24	.0012423425	15.24	.0012423425	.54-	14.70
4001	COUNTY GENERAL FUND	2,438.08	.1989636974	2,438.08	.1989636974	86.09-	2,351.99
4002	E.R.A.F.	626.14	.0510062423	626.14	.0510062423	22.07-	604.07
4004	E.R.A.F. 93-94 SHIFT	1,073.01	.0875712251	1,073.01	.0875712251	37.89-	1,035.12
4005	VTA. CO. OFFICE EDUCATION	182.66	.0149068087	182.66	.0149068087	6.45-	176.21
6100	* COUNTY FLOOD ZN ADM	26.16	.0021341507	26.16	.0021341507	.92-	25.24
6120	* COUNTY FLOOD ZN #2	290.66	.0237226306	290.66	.0237226306	10.26-	280.40
7770	UNITED WTR CONS DIST	18.87	.0016230157	18.87	.0016230157	.70-	18.17
8034	CITY OXNARD DIST #4	2,909.22	.2374632616	2,909.22	.2374632616	102.74-	2,806.48
TRA 03167	Totals:	12,252.87	1.0000000000	12,252.87	1.0000000000	432.66-	11,820.21

*** Gross Assessed Valuation Information(Assessed valuations Minus Local Exemptions) ***

	Prior Year A/V	Transfers	Current Year AVI	A/V
Secured				
Unsecured	1,223,649			1,180,383
State Assessed				
	1,223,649		43,266-	1,180,383

Fund NO.	Description	Prior Year Allocation	Prior Year Factor	Adjusted Prior Year Allocation	Adjusted Prior Year Factor	Annual Tax Increment	Current Year Allocation
1037	EL SCH GEN RIO	140,956.78	.2008433961	140,956.78	.2008433961	4,709.94	145,666.72
2007	HI SCH GEN OXNARD	99,794.50	.1421929810	99,794.50	.1421929810	3,334.54	103,129.04
2015	VTA COM COLLEGE GEN	40,543.37	.0577685386	40,543.37	.0577685386	1,354.72	41,898.09
2019	VTA COLLEGE CHILD CTR	209.55	.0002985844	209.55	.0002985844	7.00	216.55
4001	COUNTY GENERAL FUND	128,731.60	.1834242323	128,731.60	.1834242323	4,301.44	133,033.04
4002	E.R.A.F.	36,920.77	.0526068516	36,920.77	.0526068516	1,233.67	38,154.44
4004	E.R.A.F. 93-94 SHIFT	79,863.82	.1137945906	79,863.82	.1137945906	2,668.58	82,532.40
4005	VTA. CO. OFFICE EDUCATION	18,220.77	.0259619989	18,220.77	.0259619989	608.83	18,829.60
6100	* COUNTY FLOOD ZN ADM	1,825.82	.0026015249	1,825.82	.0026015249	61.01	1,886.83
6120	* COUNTY FLOOD ZN #2	17,992.60	.0256369149	17,992.60	.0256369149	601.21	18,593.81
7770	UNITED WTR CONS DIST	4,705.43	.0067045822	4,705.43	.0067045822	157.23	4,862.66
8031	CITY OXNARD DIST #1	132,059.33	.1881658045	132,059.33	.1881658045	4,412.64	136,471.97
TRA 03168	Totals:	701,824.34	1.0000000000	701,824.34	1.0000000000	23,450.81	725,275.15

*** Gross Assessed Valuation Information(Assessed valuations Minus Local Exemptions) ***

	Prior Year	Transfers	Current Year	
	A/V		AVI	A/V
Secured	70,338,740			72,646,621
Unsecured	68,500			105,700
State Assessed				
	70,407,240		2,345,081	72,752,321

Fund NO.	Description	Prior Year Allocation	Prior Year Factor	Adjusted Prior Year Allocation	Adjusted Prior Year Factor	Annual Tax Increment	Current Year Allocation
1015	EL SCH GEN PT HUE	121,398.67	.1952865217	121,398.67	.1952865217	4,825.13	126,223.80
2007	HI SCH GEN OXNARD	86,941.35	.1398571138	86,941.35	.1398571138	3,455.58	90,396.93
2015	VTA COM COLLEGE GEN	35,321.45	.0568194417	35,321.45	.0568194417	1,403.89	36,725.34
2019	VTA COLLEGE CHILD CTR	182.58	.0002937216	182.58	.0002937216	7.26	189.84
4001	COUNTY GENERAL FUND	112,234.51	.1805433265	112,234.51	.1805433265	4,460.87	116,695.38
4002	E.R.A.F.	33,123.99	.0532713764	33,123.99	.0532713764	1,316.23	34,440.22
4004	E.R.A.F. 93-94 SHIFT	71,192.81	.1145258659	71,192.81	.1145258659	2,829.70	74,022.51
4005	VTA. CO. OFFICE EDUCATION	15,877.75	.0255415857	15,877.75	.0255415857	631.08	16,508.83
6100	* COUNTY FLOOD ZN ADM	1,592.16	.0025611951	1,592.16	.0025611951	63.28	1,655.44
6120	* COUNTY FLOOD ZN #2	15,688.81	.0252376335	15,688.81	.0252376335	623.57	16,312.38
7770	UNITED WTR CONS DIST	3,904.14	.0062807237	3,904.14	.0062807237	155.18	4,059.32
8031	CITY OXNARD DIST #1	124,185.72	.1997814944	124,185.72	.1997814944	4,936.19	129,121.91
TRA 03169	Totals:	621,643.94	1.0000000000	621,643.94	1.0000000000	24,707.96	646,351.90

*** Gross Assessed Valuation Information(Assessed valuations Minus Local Exemptions) ***

	Prior Year A/V	Transfers	Current Year AVI	A/V
Secured	62,771,539			65,242,335
Unsecured				
State Assessed				
	62,771,539		2,470,796	65,242,335

Fund NO.	Description	Prior Year Allocation	Prior Year Factor	Adjusted Prior Year Allocation	Adjusted Prior Year Factor	Annual Tax Increment	Current Year Allocation
1029	EL SCH GEN OCN VIEW	3,259.94	.1826875309	3,259.94	.1826875309	21.09	3,281.03
2007	HI SCH GEN OXNARD	2,473.66	.1386242862	2,473.66	.1386242862	16.00	2,489.66
2015	VTA COM COLLEGE GEN	1,004.98	.0563183863	1,004.98	.0563183863	6.50	1,011.48
2019	VTA COLLEGE CHILD CTR	5.15	.0002889718	5.15	.0002889718	.03	5.18
4001	COUNTY GENERAL FUND	3,739.25	.2095499923	3,739.25	.2095499923	24.20	3,763.45
4002	E.R.A.F.	963.85	.0540133559	963.85	.0540133559	6.23	970.08
4004	E.R.A.F. 93-94 SHIFT	2,195.14	.1230147235	2,195.14	.1230147235	14.20	2,209.34
4005	VTA. CO. OFFICE EDUCATION	451.27	.0252899655	451.27	.0252899655	2.92	454.19
6100	* COUNTY FLOOD ZN ADM	45.27	.0025358111	45.27	.0025358111	.29	45.56
6120	* COUNTY FLOOD ZN #2	446.32	.0250119225	446.32	.0250119225	2.89	449.21
7770	UNITED WTR CONS DIST	111.83	.0062678780	111.83	.0062678780	.72	112.55
8031	CITY OXNARD DIST #1	3,147.71	.1763971760	3,147.71	.1763971760	20.36	3,168.07
TRA 03170	Totals:	17,844.37	1.0000000000	17,844.37	1.0000000000	115.43	17,959.80

*** Gross Assessed Valuation Information(Assessed valuations Minus Local Exemptions) ***

	Prior Year	Transfers	Current Year	
Secured	A/V		AVI	A/V
Unsecured	577,192			588,735
State Assessed				
	577,192		11,543	588,735

Fund NO.	Description	Prior Year Allocation	Prior Year Factor	Adjusted Prior Year Allocation	Adjusted Prior Year Factor	Annual Tax Increment	Current Year Allocation
1031	EL SCH GEN OXNARD	274,561.13	.2030984028	274,561.13	.2030984028	11,124.20	285,685.33
2007	HI SCH GEN OXNARD	193,546.75	.1431704259	193,546.75	.1431704259	7,841.79	201,388.54
2015	VTA COM COLLEGE GEN	78,631.90	.0581655909	78,631.90	.0581655909	3,185.87	81,817.77
2019	VTA COLLEGE CHILD CTR	406.24	.0003005008	406.24	.0003005008	16.46	422.70
4001	COUNTY GENERAL FUND	234,504.60	.1734530730	234,504.60	.1734530730	9,500.44	244,005.04
4002	E.R.A.F.	80,113.15	.0590543146	80,113.15	.0590543146	3,234.55	83,347.70
4004	E.R.A.F. 93-94 SHIFT	148,098.77	.1095785426	148,098.77	.1095785426	6,001.89	154,100.66
4005	VTA. CO. OFFICE EDUCATION	22,705.59	.0167957974	22,705.59	.0167957974	919.95	23,625.54
6100	* COUNTY FLOOD ZN ADM	3,308.25	.0024471762	3,308.25	.0024471762	134.04	3,442.29
6120	* COUNTY FLOOD ZN #2	32,601.98	.0241163451	32,601.98	.0241163451	1,320.91	33,922.89
7770	UNITED WTR CONS DIST	8,434.64	.0062627087	8,434.64	.0062627087	343.02	8,777.66
8031	CITY OXNARD DIST #1	255,879.99	.1894079072	255,879.99	.1894079072	10,374.34	266,254.33
8600	CALLEGUAS MUN WTR	19,069.66	.0141492148	19,069.66	.0141492148	774.99	19,844.65
TRA 03171	Totals:	1,351,862.65	1.0000000000	1,351,862.65	1.0000000000	54,772.45	1,406,635.10

*** Gross Assessed Valuation Information(Assessed valuations Minus Local Exemptions) ***

	Prior Year A/V	Transfers	Current Year AVI	A/V
Secured	134,402,892		139,905,337	
Unsecured	261,500		236,300	
State Assessed				
	134,664,392		5,477,245	140,141,637

Fund NO.	Description	Prior Year Allocation	Prior Year Factor	Adjusted Prior Year Allocation	Adjusted Prior Year Factor	Annual Tax Increment	Current Year Allocation
1031	EL SCH GEN OXNARD		.1928693168		.1928693168		
2007	HI SCH GEN OXNARD		.1359975003		.1359975003		
2015	VTA COM COLLEGE GEN		.0551994449		.0551994449		
2019	VTA COLLEGE CHILD CTR		.0001975839		.0001975839		
4001	COUNTY GENERAL FUND		.0136983567		.0136983567		
4005	VTA. CO. OFFICE EDUCATION		.0156617071		.0156617071		
6100	* COUNTY FLOOD ZN ADM		.0028994886		.0028994886		
6120	* COUNTY FLOOD ZN #2		.0295004658		.0295004658		
7770	UNITED WTR CONS DIST		.0099992015		.0099992015		
8031	CITY OXNARD DIST #1		.2260881530		.2260881530		
8600	CALLEGUAS MUN WTR		.3178887814		.3178887814		
TRA 03172 Totals:			1.0000000000		1.0000000000		

No Taxable Parcels Within TRA=03172

Fund NO.	Description	Prior Year Allocation	Prior Year Factor	Adjusted Prior Year Allocation	Adjusted Prior Year Factor	Annual Tax Increment	Current Year Allocation
1031	EL SCH GEN OXNARD	1,296.71	.2022002728	1,296.71	.2022002728	25.24	1,321.95
2007	HI SCH GEN OXNARD	914.09	.1425389880	914.09	.1425389880	17.79	931.88
2015	VTA COM COLLEGE GEN	371.35	.0579069924	371.35	.0579069924	7.23	378.58
2019	VTA COLLEGE CHILD CTR	1.93	.0002988238	1.93	.0002988238	.04	1.97
4001	COUNTY GENERAL FUND	1,210.67	.1887901101	1,210.67	.1887901101	23.57	1,234.24
4002	E.R.A.F.	342.55	.0534053243	342.55	.0534053243	6.67	349.22
4004	E.R.A.F. 93-94 SHIFT	733.62	.1143897019	733.62	.1143897019	14.28	747.90
4005	VTA. CO. OFFICE EDUCATION	108.59	.0169325402	108.59	.0169325402	2.11	110.70
6100	* COUNTY FLOOD ZN ADM	16.73	.0026098866	16.73	.0026098866	.33	17.06
6120	* COUNTY FLOOD ZN #2	164.95	.0257220255	164.95	.0257220255	3.21	168.16
7770	UNITED WTR CONS DIST	40.87	.0063729384	40.87	.0063729384	.80	41.67
8031	CITY OXNARD DIST #1	1,210.90	.1888323960	1,210.90	.1888323960	23.57	1,234.47
TRA 03174	Totals:	6,412.96	1.0000000000	6,412.96	1.0000000000	124.84	6,537.80

*** Gross Assessed Valuation Information(Assessed valuations Minus Local Exemptions) ***

	Prior Year	Transfers	Current Year
Secured	A/V 624,240		AVI 636,724
Unsecured			
State Assessed			
	624,240		12,484
			636,724

Fund NO.	Description	Prior Year Allocation	Prior Year Factor	Adjusted Prior Year Allocation	Adjusted Prior Year Factor	Annual Tax Increment	Current Year Allocation
1031	EL SCH GEN OXNARD	269,907.27	.2025972050	269,907.27	.2025972050	32,648.40	302,555.67
2007	HI SCH GEN OXNARD	190,266.07	.1428170823	190,266.07	.1428170823	23,014.88	213,280.95
2015	VTA COM COLLEGE GEN	77,298.72	.0580218121	77,298.72	.0580218121	9,350.18	86,648.90
2019	VTA COLLEGE CHILD CTR	399.44	.0002998356	399.44	.0002998356	48.32	447.76
4001	COUNTY GENERAL FUND	338,398.56	.2872581918	338,398.56	.2872581918	46,291.46	384,690.02
4002	E.R.A.F.	23,109.68		23,109.68			23,109.68
4004	E.R.A.F. 93-94 SHIFT	49,699.53		49,699.53			49,699.53
4005	VTA. CO. OFFICE EDUCATION	22,596.97	.0169616863	22,596.97	.0169616863	2,733.36	25,330.33
6100	* COUNTY FLOOD ZN ADM	3,873.41	.0030479562	3,873.41	.0030479562	491.18	4,364.59
6120	* COUNTY FLOOD ZN #2	39,108.60	.0310777731	39,108.60	.0310777731	5,008.16	44,116.76
7770	UNITED WTR CONS DIST	12,304.08	.0106085712	12,304.08	.0106085712	1,709.56	14,013.64
8031	CITY OXNARD DIST #1	305,057.18	.2471771060	305,057.18	.2471771060	39,832.42	344,889.60
8600	CALLEGUAS MUN WTR	170.59	.0001327804	170.59	.0001327804	21.40	191.99
TRA 03175	Totals:	1,332,190.10	1.0000000000	1,332,190.10	1.0000000000	161,149.32	1,493,339.42

*** Gross Assessed Valuation Information(Assessed valuations Minus Local Exemptions) ***

	Prior Year A/V	Transfers	Current Year AVI	A/V
Secured	117,531,462			133,623,744
Unsecured	15,544,500			15,567,150
State Assessed				
	133,075,962		16,114,932	149,190,894

Fund NO.	Description	Prior Year Allocation	Prior Year Factor	Adjusted Prior Year Allocation	Adjusted Prior Year Factor	Annual Tax Increment	Current Year Allocation
1031	EL SCH GEN OXNARD	11,165.78	.1927126411	11,165.78	.1927126411	282.21	11,447.99
2007	HI SCH GEN OXNARD	7,871.08	.1358486674	7,871.08	.1358486674	198.94	8,070.02
2015	VTA COM COLLEGE GEN	3,197.74	.0551908060	3,197.74	.0551908060	80.82	3,278.56
2019	VTA COLLEGE CHILD CTR	16.46	.0002840296	16.46	.0002840296	.42	16.88
4001	COUNTY GENERAL FUND	11,946.10	.2061796870	11,946.10	.2061796870	301.94	12,248.04
4002	E.R.A.F.	3,357.31	.0579227863	3,357.31	.0579227863	84.82	3,442.13
4004	E.R.A.F. 93-94 SHIFT	7,010.49	.1209983440	7,010.49	.1209983440	177.19	7,187.68
4005	VTA. CO. OFFICE EDUCATION	934.46	.0161281190	934.46	.0161281190	23.62	958.08
6100	* COUNTY FLOOD ZN ADM	144.08	.0024866929	144.08	.0024866929	3.64	147.72
6120	* COUNTY FLOOD ZN #2	1,420.39	.0245142994	1,420.39	.0245142994	35.90	1,456.29
7770	UNITED WTR CONS DIST	365.09	.0063030267	365.09	.0063030267	9.23	374.32
8031	CITY OXNARD DIST #1	10,015.19	.1728693752	10,015.19	.1728693752	253.16	10,268.35
8600	CALLEGUAS MUN WTR	495.86	.0085615254	495.86	.0085615254	12.54	508.40
TRA 03176	Totals:	57,940.03	1.0000000000	57,940.03	1.0000000000	1,464.43	59,404.46

*** Gross Assessed Valuation Information(Assessed valuations Minus Local Exemptions) ***

	Prior Year A/V	Transfers	Current Year AVI	A/V
Secured	7,322,870			7,469,313
Unsecured				
State Assessed				
	7,322,870		146,443	7,469,313

Fund NO.	Description	Prior Year Allocation	Prior Year Factor	Adjusted Prior Year Allocation	Adjusted Prior Year Factor	Annual Tax Increment	Current Year Allocation
1031	EL SCH GEN OXNARD	1,061,537.56	.1927165552	1,061,537.56	.1927165552	43,125.53	1,104,663.09
2007	HI SCH GEN OXNARD	748,308.75	.1358515131	748,308.75	.1358515131	30,400.44	778,709.19
2015	VTA COM COLLEGE GEN	304,013.87	.0551921184	304,013.87	.0551921184	12,350.73	316,364.60
2019	VTA COLLEGE CHILD CTR	1,571.77	.0002853468	1,571.77	.0002853468	63.85	1,635.62
4001	COUNTY GENERAL FUND	1,135,623.40	.2061664471	1,135,623.40	.2061664471	46,135.31	1,181,758.71
4002	E.R.A.F.	319,129.94	.0579363597	319,129.94	.0579363597	12,964.82	332,094.76
4004	E.R.A.F. 93-94 SHIFT	666,445.88	.1209897415	666,445.88	.1209897415	27,074.72	693,520.60
4005	VTA. CO. OFFICE EDUCATION	88,886.11	.0161368048	88,886.11	.0161368048	3,611.05	92,497.16
6100	* COUNTY FLOOD ZN ADM	13,703.01	.0024877108	13,703.01	.0024877108	556.69	14,259.70
6120	* COUNTY FLOOD ZN #2	135,034.19	.0245147467	135,034.19	.0245147467	5,485.84	140,520.03
7770	UNITED WTR CONS DIST	34,710.39	.0063014897	34,710.39	.0063014897	1,410.13	36,120.52
8031	CITY OXNARD DIST #1	952,170.98	.1728616284	952,170.98	.1728616284	38,682.45	990,853.43
8600	CALLEGUAS MUN WTR	47,148.36	.0085595378	47,148.36	.0085595378	1,915.43	49,063.79
TRA 03177	Totals:	5,508,284.21	1.0000000000	5,508,284.21	1.0000000000	223,776.99	5,732,061.20

*** Gross Assessed Valuation Information(Assessed valuations Minus Local Exemptions) ***

	Prior Year A/V	Transfers	Current Year AVI	A/V
Secured	547,495,382		569,890,511	
Unsecured	1,155,870		1,138,440	
State Assessed				
	548,651,252		22,377,699	571,028,951

Fund NO.	Description	Prior Year Allocation	Prior Year Factor	Adjusted Prior Year Allocation	Adjusted Prior Year Factor	Annual Tax Increment	Current Year Allocation
1031	EL SCH GEN OXNARD	22,422.38	.2024513526	22,422.38	.2024513526	442.63	22,865.01
2007	HI SCH GEN OXNARD	15,806.24	.1427144032	15,806.24	.1427144032	312.03	16,118.27
2015	VTA COM COLLEGE GEN	6,421.29	.0579777422	6,421.29	.0579777422	126.76	6,548.05
2019	VTA COLLEGE CHILD CTR	33.05	.0002982771	33.05	.0002982771	.65	33.70
4001	COUNTY GENERAL FUND	20,744.90	.1873061538	20,744.90	.1873061538	409.53	21,154.43
4002	E.R.A.F.	5,885.71	.0531487812	5,885.71	.0531487812	116.20	6,001.91
4004	E.R.A.F. 93-94 SHIFT	12,799.80	.1155680689	12,799.80	.1155680689	252.67	13,052.47
4005	VTA. CO. OFFICE EDUCATION	1,849.65	.0167008313	1,849.65	.0167008313	36.51	1,886.16
6100	* COUNTY FLOOD ZN ADM	289.01	.0026096079	289.01	.0026096079	5.71	294.72
6120	* COUNTY FLOOD ZN #2	2,851.96	.0257501593	2,851.96	.0257501593	56.30	2,908.26
7770	UNITED WTR CONS DIST	705.82	.0063726577	705.82	.0063726577	13.93	719.75
8031	CITY OXNARD DIST #1	20,944.54	.1891019648	20,944.54	.1891019648	413.44	21,357.98
TRA 03178	Totals:	110,754.35	1.0000000000	110,754.35	1.0000000000	2,186.36	112,940.71

*** Gross Assessed Valuation Information(Assessed valuations Minus Local Exemptions) ***

	Prior Year	Transfers	Current Year	AVI	A/V
Secured	10,946,905				11,165,841
Unsecured	100,600				100,300
State Assessed					
	11,047,505		218,636		11,266,141

Fund NO.	Description	Prior Year Allocation	Prior Year Factor	Adjusted Prior Year Allocation	Adjusted Prior Year Factor	Annual Tax Increment	Current Year Allocation
1031	EL SCH GEN OXNARD	493,451.67	.1926444457	493,451.67	.1926444457	22,053.63	515,505.30
2007	HI SCH GEN OXNARD	347,985.80	.1358543109	347,985.80	.1358543109	15,552.38	363,538.18
2015	VTA COM COLLEGE GEN	141,375.44	.0551932277	141,375.44	.0551932277	6,318.43	147,693.87
2019	VTA COLLEGE CHILD CTR	730.15	.0002850513	730.15	.0002850513	32.63	762.78
4001	COUNTY GENERAL FUND	525,848.15	.2052921113	525,848.15	.2052921113	23,501.53	549,349.68
4002	E.R.A.F.	148,822.29	.0581005062	148,822.29	.0581005062	6,651.25	155,473.54
4004	E.R.A.F. 93-94 SHIFT	308,890.21	.1205913172	308,890.21	.1205913172	13,805.10	322,695.31
4005	VTA. CO. OFFICE EDUCATION	41,232.58	.0160972751	41,232.58	.0160972751	1,842.79	43,075.37
6100	* COUNTY FLOOD ZN ADM	6,372.04	.0024876488	6,372.04	.0024876488	284.78	6,656.82
6120	* COUNTY FLOOD ZN #2	62,867.04	.0245434038	62,867.04	.0245434038	2,809.69	65,676.73
7770	UNITED WTR CONS DIST	16,178.82	.0063162350	16,178.82	.0063162350	723.07	16,901.89
8031	CITY OXNARD DIST #1	445,788.10	.1740365099	445,788.10	.1740365099	19,923.42	465,711.52
8600	CALLEGUAS MUN WTR	21,920.89	.0085579571	21,920.89	.0085579571	979.70	22,900.59
TRA 03179	Totals:	2,561,463.18	1.0000000000	2,561,463.18	1.0000000000	114,478.40	2,675,941.58

*** Gross Assessed Valuation Information(Assessed valuations Minus Local Exemptions) ***

	Prior Year A/V	Transfers	Current Year AVI	A/V
Secured	251,522,258		263,114,338	
Unsecured	3,716,970		3,572,730	
State Assessed				
	255,239,228		11,447,840	266,687,068

Fund NO.	Description	Prior Year Allocation	Prior Year Factor	Adjusted Prior Year Allocation	Adjusted Prior Year Factor	Annual Tax Increment	Current Year Allocation
1015	EL SCH GEN PT HUE		.1984332793		.1984332793		
2007	HI SCH GEN OXNARD		.1420853593		.1420853593		
2015	VTA COM COLLEGE GEN		.0577525662		.0577525662		
2019	VTA COLLEGE CHILD CTR		.0003241491		.0003241491		
4001	COUNTY GENERAL FUND		.2632208029		.2632208029		
4005	VTA. CO. OFFICE EDUCATION		.0260129660		.0260129660		
6100	* COUNTY FLOOD ZN ADM		.0029347980		.0029347980		
6120	* COUNTY FLOOD ZN #2		.0302205548		.0302205548		
7770	UNITED WTR CONS DIST		.0103114740		.0103114740		
8031	CITY OXNARD DIST #1		.2565040504		.2565040504		
8600	CALLEGUAS MUN WTR		.0122000000		.0122000000		
TRA 03180 Totals:			1.0000000000		1.0000000000		

No Taxable Parcels Within TRA=03180

Fund NO.	Description	Prior Year Allocation	Prior Year Factor	Adjusted Prior Year Allocation	Adjusted Prior Year Factor	Annual Tax Increment	Current Year Allocation
1015	EL SCH GEN PT HUE	1,740.52	.1956330341	1,740.52	.1956330341	61.31	1,801.83
2007	HI SCH GEN OXNARD	1,246.49	.1401044438	1,246.49	.1401044438	43.91	1,290.40
2015	VTA COM COLLEGE GEN	506.42	.0569217620	506.42	.0569217620	17.84	524.26
2019	VTA COLLEGE CHILD CTR	2.62	.0002947238	2.62	.0002947238	.09	2.71
4001	COUNTY GENERAL FUND	2,502.69	.2813002850	2,502.69	.2813002850	88.16	2,590.85
4005	VTA. CO. OFFICE EDUCATION	227.65	.0255871905	227.65	.0255871905	8.02	235.67
6100	* COUNTY FLOOD ZN ADM	26.58	.0029865847	26.58	.0029865847	.94	27.52
6120	* COUNTY FLOOD ZN #2	270.91	.0304491929	270.91	.0304491929	9.54	280.45
7770	UNITED WTR CONS DIST	92.45	.0103921483	92.45	.0103921483	3.26	95.71
8031	CITY OXNARD DIST #1	2,155.00	.2422200230	2,155.00	.2422200230	75.91	2,230.91
8600	CALLEGUAS MUN WTR	125.54	.0141106119	125.54	.0141106119	4.42	129.96
TRA 03181	Totals:	8,896.87	1.0000000000	8,896.87	1.0000000000	313.40	9,210.27

*** Gross Assessed Valuation Information(Assessed valuations Minus Local Exemptions) ***

	Prior Year A/V	Transfers	Current Year AVI	A/V
Secured	1,567,041			1,598,381
Unsecured State Assessed				
	1,567,041		31,340	1,598,381

Fund NO.	Description	Prior Year Allocation	Prior Year Factor	Adjusted Prior Year Allocation	Adjusted Prior Year Factor	Annual Tax Increment	Current Year Allocation
1029	EL SCH GEN OCN VIEW	28,439.79	.1893380275	28,439.79	.1893380275	770.63	29,210.42
2007	HI SCH GEN OXNARD	21,580.19	.1436700650	21,580.19	.1436700650	584.76	22,164.95
2015	VTA COM COLLEGE GEN	8,767.36	.0583687416	8,767.36	.0583687416	237.57	9,004.93
2019	VTA COLLEGE CHILD CTR	45.35	.0003017267	45.35	.0003017267	1.23	46.58
4001	COUNTY GENERAL FUND	35,803.94	.2925836752	35,803.94	.2925836752	1,190.84	36,994.78
4002	E.R.A.F.	4,281.86		4,281.86			4,281.86
4004	E.R.A.F. 93-94 SHIFT	9,038.85		9,038.85			9,038.85
4005	VTA. CO. OFFICE EDUCATION	3,941.42	.0262397658	3,941.42	.0262397658	106.80	4,048.22
6100	* COUNTY FLOOD ZN ADM	426.49	.0030631192	426.49	.0030631192	12.47	438.96
6120	* COUNTY FLOOD ZN #2	4,277.69	.0312249310	4,277.69	.0312249310	127.09	4,404.78
7770	UNITED WTR CONS DIST	1,070.18	.0106551827	1,070.18	.0106551827	43.37	1,113.55
8031	CITY OXNARD DIST #1	32,533.30	.2445547653	32,533.30	.2445547653	995.37	33,528.67
TRA 03182	Totals:	150,206.42	1.0000000000	150,206.42	1.0000000000	4,070.13	154,276.55

*** Gross Assessed Valuation Information(Assessed valuations Minus Local Exemptions) ***

	Prior Year	Transfers	Current Year	AVI	A/V
Secured	19,508,275				19,898,438
Unsecured	922,300				939,150
State Assessed					
	20,430,575		407,013		20,837,588

Fund NO.	Description	Prior Year Allocation	Prior Year Factor	Adjusted Prior Year Allocation	Adjusted Prior Year Factor	Annual Tax Increment	Current Year Allocation
1029	EL SCH GEN OCN VIEW	2,419.02	.1956084328	2,419.02	.1956084328	51.16	2,470.18
2007	HI SCH GEN OXNARD	1,732.51	.1400946387	1,732.51	.1400946387	36.64	1,769.15
2015	VTA COM COLLEGE GEN	703.79	.0569095891	703.79	.0569095891	14.88	718.67
2019	VTA COLLEGE CHILD CTR	3.48	.0002814859	3.48	.0002814859	.07	3.55
4001	COUNTY GENERAL FUND	3,481.39	.2815177062	3,481.39	.2815177062	73.63	3,555.02
4005	VTA. CO. OFFICE EDUCATION	315.45	.0255078479	315.45	.0255078479	6.67	322.12
6100	* COUNTY FLOOD ZN ADM	36.91	.0029850606	36.91	.0029850606	.78	37.69
6120	* COUNTY FLOOD ZN #2	376.57	.0304505326	376.57	.0304505326	7.96	384.53
7770	UNITED WTR CONS DIST	128.43	.0103845263	128.43	.0103845263	2.72	131.15
8031	CITY OXNARD DIST #1	2,994.53	.2421458803	2,994.53	.2421458803	63.33	3,057.86
8600	CALLEGUAS MUN WTR	174.56	.0141142996	174.56	.0141142996	3.69	178.25
TRA 03183	Totals:	12,366.64	1.0000000000	12,366.64	1.0000000000	261.53	12,628.17

*** Gross Assessed Valuation Information(Assessed valuations Minus Local Exemptions) ***

	Prior Year A/V	Transfers	Current Year AVI	A/V
Secured	1,307,683			1,333,836
Unsecured				
State Assessed				
	1,307,683		26,153	1,333,836

Fund NO.	Description	Prior Year Allocation	Prior Year Factor	Adjusted Prior Year Allocation	Adjusted Prior Year Factor	Annual Tax Increment	Current Year Allocation
1029	EL SCH GEN OCN VIEW	117,026.39	.1891081063	117,026.39	.1891081063	1,873.79	118,900.18
2007	HI SCH GEN OXNARD	83,808.82	.1354303604	83,808.82	.1354303604	1,341.92	85,150.74
2015	VTA COM COLLEGE GEN	34,048.89	.0550211150	34,048.89	.0550211150	545.18	34,594.07
2019	VTA COLLEGE CHILD CTR	176.08	.0002845534	176.08	.0002845534	2.82	178.90
4001	COUNTY GENERAL FUND	124,939.26	.2018948911	124,939.26	.2018948911	2,000.49	126,939.75
4002	E.R.A.F.	35,653.84	.0576146007	35,653.84	.0576146007	570.88	36,224.72
4004	E.R.A.F. 93-94 SHIFT	73,919.38	.1194495437	73,919.38	.1194495437	1,183.58	75,102.96
4005	VTA. CO. OFFICE EDUCATION	15,304.74	.0247316326	15,304.74	.0247316326	245.06	15,549.80
6100	* COUNTY FLOOD ZN ADM	1,535.02	.0024805169	1,535.02	.0024805169	24.58	1,559.60
6120	* COUNTY FLOOD ZN #2	15,123.73	.0244390861	15,123.73	.0244390861	242.16	15,365.89
7770	UNITED WTR CONS DIST	3,883.58	.0062756278	3,883.58	.0062756278	62.18	3,945.76
8031	CITY OXNARD DIST #1	108,134.13	.1747386931	108,134.13	.1747386931	1,731.41	109,865.54
8600	CALLEGUAS MUN WTR	5,279.43	.0085312729	5,279.43	.0085312729	84.53	5,363.96
TRA 03184	Totals:	618,833.29	1.0000000000	618,833.29	1.0000000000	9,908.58	628,741.87

*** Gross Assessed Valuation Information(Assessed valuations Minus Local Exemptions) ***

	Prior Year A/V	Transfers	Current Year AVI	A/V
Secured	61,910,724			62,901,582
Unsecured				
State Assessed				
	61,910,724		990,858	62,901,582

Fund NO.	Description	Prior Year Allocation	Prior Year Factor	Adjusted Prior Year Allocation	Adjusted Prior Year Factor	Annual Tax Increment	Current Year Allocation
1031	EL SCH GEN OXNARD	1.48	.2024556028	1.48	.2024556028		1.48
2007	HI SCH GEN OXNARD	1.06	.1427143312	1.06	.1427143312		1.06
2015	VTA COM COLLEGE GEN	.42	.0579815098	.42	.0579815098		.42
2019	VTA COLLEGE CHILD CTR		.0002991172		.0002991172		
4001	COUNTY GENERAL FUND	1.39	.1873169407	1.39	.1873169407		1.39
4002	E.R.A.F.	.38	.0531470254	.38	.0531470254		.38
4004	E.R.A.F. 93-94 SHIFT	.86	.1155682254	.86	.1155682254		.86
4005	VTA. CO. OFFICE EDUCATION	.12	.0166979827	.12	.0166979827		.12
6100	* COUNTY FLOOD ZN ADM	.02	.0026068753	.02	.0026068753		.02
6120	* COUNTY FLOOD ZN #2	.19	.0257497275	.19	.0257497275		.19
7770	UNITED WTR CONS DIST	.05	.0063721709	.05	.0063721709		.05
8031	CITY OXNARD DIST #1	1.40	.1890904911	1.40	.1890904911		1.40
TRA 03185	Totals:	7.37	1.0000000000	7.37	1.0000000000		7.37

Fund NO.	Description	Prior Year Allocation	Prior Year Factor	Adjusted Prior Year Allocation	Adjusted Prior Year Factor	Annual Tax Increment	Current Year Allocation
1031	EL SCH GEN OXNARD	156,215.41	.1927161019	156,215.41	.1927161019	4,588.71	160,804.12
2007	HI SCH GEN OXNARD	110,120.74	.1358511149	110,120.74	.1358511149	3,234.71	113,355.45
2015	VTA COM COLLEGE GEN	44,737.72	.0551909368	44,737.72	.0551909368	1,314.14	46,051.86
2019	VTA COLLEGE CHILD CTR	230.56	.0002844634	230.56	.0002844634	6.77	237.33
4001	COUNTY GENERAL FUND	167,124.44	.2061746475	167,124.44	.2061746475	4,909.16	172,033.60
4002	E.R.A.F.	46,946.36	.0579211036	46,946.36	.0579211036	1,379.14	48,325.50
4004	E.R.A.F. 93-94 SHIFT	98,080.34	.1209966878	98,080.34	.1209966878	2,881.02	100,961.36
4005	VTA. CO. OFFICE EDUCATION	13,074.91	.0161299236	13,074.91	.0161299236	384.06	13,458.97
6100	* COUNTY FLOOD ZN ADM	2,016.38	.0024875008	2,016.38	.0024875008	59.23	2,075.61
6120	* COUNTY FLOOD ZN #2	19,870.83	.0245137946	19,870.83	.0245137946	583.69	20,454.52
7770	UNITED WTR CONS DIST	5,109.23	.0063024483	5,109.23	.0063024483	150.07	5,259.30
8031	CITY OXNARD DIST #1	140,131.43	.1728701233	140,131.43	.1728701233	4,116.16	144,247.59
8600	CALLEGUAS MUN WTR	6,940.33	.0085611535	6,940.33	.0085611535	203.85	7,144.18
TRA 03186	Totals:	810,598.68	1.0000000000	810,598.68	1.0000000000	23,810.71	834,409.39

*** Gross Assessed Valuation Information(Assessed valuations Minus Local Exemptions) ***

	Prior Year A/V	Transfers	Current Year AVI	A/V
Secured	81,081,998			83,458,769
Unsecured	32,700			37,000
State Assessed				
	81,114,698		2,381,071	83,495,769

Fund NO.	Description	Prior Year Allocation	Prior Year Factor	Adjusted Prior Year Allocation	Adjusted Prior Year Factor	Annual Tax Increment	Current Year Allocation
1029	EL SCH GEN OCN VIEW		.1955880753		.1955880753		
2007	HI SCH GEN OXNARD		.1399947993		.1399947993		
2015	VTA COM COLLEGE GEN		.0568974847		.0568974847		
2019	VTA COLLEGE CHILD CTR		.0001967798		.0001967798		
4001	COUNTY GENERAL FUND		.2825110534		.2825110534		
4005	VTA. CO. OFFICE EDUCATION		.0251627420		.0251627420		
6100	* COUNTY FLOOD ZN ADM		.0028954501		.0028954501		
6120	* COUNTY FLOOD ZN #2		.0303951484		.0303951484		
7770	UNITED WTR CONS DIST		.0102955674		.0102955674		
8031	CITY OXNARD DIST #1		.2419653456		.2419653456		
8600	CALLEGUAS MUN WTR		.0140975540		.0140975540		
TRA 03187 Totals:			1.0000000000		1.0000000000		

No Taxable Parcels Within TRA=03187

Fund NO.	Description	Prior Year Allocation	Prior Year Factor	Adjusted Prior Year Allocation	Adjusted Prior Year Factor	Annual Tax Increment	Current Year Allocation
4001	COUNTY GENERAL FUND		1.0000000000		1.0000000000		
TRA 03188	Totals:		1.0000000000		1.0000000000		

No Taxable Parcels Within TRA=03188

Fund NO.	Description	Prior Year Allocation	Prior Year Factor	Adjusted Prior Year Allocation	Adjusted Prior Year Factor	Annual Tax Increment	Current Year Allocation
1031	EL SCH GEN OXNARD	94,031.96	.2027958352	94,031.96	.2027958352	9,320.23	103,352.19
2007	HI SCH GEN OXNARD	66,283.28	.1429511232	66,283.28	.1429511232	6,569.84	72,853.12
2015	VTA COM COLLEGE GEN	26,930.32	.0580797729	26,930.32	.0580797729	2,669.27	29,599.59
2019	VTA COLLEGE CHILD CTR	138.67	.0002990821	138.67	.0002990821	13.75	152.42
4001	COUNTY GENERAL FUND	111,490.95	.2839293747	111,490.95	.2839293747	13,049.02	124,539.97
4002	E.R.A.F.	11,174.16		11,174.16			11,174.16
4004	E.R.A.F. 93-94 SHIFT	22,428.77		22,428.77			22,428.77
4005	VTA. CO. OFFICE EDUCATION	7,871.33	.0169758525	7,871.33	.0169758525	780.19	8,651.52
6100	* COUNTY FLOOD ZN ADM	1,299.60	.0029832216	1,299.60	.0029832216	137.10	1,436.70
6120	* COUNTY FLOOD ZN #2	13,072.49	.0304053845	13,072.49	.0304053845	1,397.39	14,469.88
7770	UNITED WTR CONS DIST	4,022.17	.0103775223	4,022.17	.0103775223	476.94	4,499.11
8031	CITY OXNARD DIST #1	100,118.38	.2388476688	100,118.38	.2388476688	10,977.12	111,095.50
8600	CALLEGUAS MUN WTR	4,815.78	.0123551622	4,815.78	.0123551622	567.83	5,383.61
TRA 03189	Totals:	463,677.86	1.0000000000	463,677.86	1.0000000000	45,958.68	509,636.54

*** Gross Assessed Valuation Information(Assessed valuations Minus Local Exemptions) ***

	Prior Year A/V	Transfers	Current Year AVI	A/V
Secured	38,425,234			40,563,352
Unsecured	8,399,200			10,856,950
State Assessed				
	46,824,434		4,595,868	51,420,302

Fund NO.	Description	Prior Year Allocation	Prior Year Factor	Adjusted Prior Year Allocation	Adjusted Prior Year Factor	Annual Tax Increment	Current Year Allocation
1031	EL SCH GEN OXNARD	101.49	.2027887374	101.49	.2027887374	3.38	104.87
2007	HI SCH GEN OXNARD	71.53	.1429489479	71.53	.1429489479	2.39	73.92
2015	VTA COM COLLEGE GEN	29.06	.0580762793	29.06	.0580762793	.97	30.03
2019	VTA COLLEGE CHILD CTR	.15	.0002989000	.15	.0002989000		.15
4001	COUNTY GENERAL FUND	91.38	.1826129844	91.38	.1826129844	3.06	94.44
4002	E.R.A.F.	28.22	.0563874940	28.22	.0563874940	.94	29.16
4004	E.R.A.F. 93-94 SHIFT	56.47	.1128347681	56.47	.1128347681	1.88	58.35
4005	VTA. CO. OFFICE EDUCATION	8.49	.0169476327	8.49	.0169476327	.28	8.77
6100	* COUNTY FLOOD ZN ADM	1.29	.0025705404	1.29	.0025705404	.04	1.33
6120	* COUNTY FLOOD ZN #2	12.63	.0252570540	12.63	.0252570540	.42	13.05
7770	UNITED WTR CONS DIST	3.20	.0063964610	3.20	.0063964610	.11	3.31
8031	CITY OXNARD DIST #1	92.72	.1852881396	92.72	.1852881396	3.09	95.81
8600	CALLEGUAS MUN WTR	3.79	.0075920612	3.79	.0075920612	.13	3.92
TRA 03190	Totals:	500.42	1.0000000000	500.42	1.0000000000	16.69	517.11

*** Gross Assessed Valuation Information(Assessed valuations Minus Local Exemptions) ***

	Prior Year A/V	Transfers	Current Year AVI	A/V
Secured				
Unsecured	50,042			51,711
State Assessed				
	50,042		1,669	51,711

Fund NO.	Description	Prior Year Allocation	Prior Year Factor	Adjusted Prior Year Allocation	Adjusted Prior Year Factor	Annual Tax Increment	Current Year Allocation
1031	EL SCH GEN OXNARD	99,649.85	.2030938414	99,649.85	.2030938414	1,255.84	100,905.69
2007	HI SCH GEN OXNARD	70,246.86	.1431683971	70,246.86	.1431683971	885.29	71,132.15
2015	VTA COM COLLEGE GEN	28,539.07	.0581647858	28,539.07	.0581647858	359.67	28,898.74
2019	VTA COLLEGE CHILD CTR	147.15	.0002999421	147.15	.0002999421	1.85	149.00
4001	COUNTY GENERAL FUND	88,481.87	.1803325783	88,481.87	.1803325783	1,115.10	89,596.97
4002	E.R.A.F.	26,012.53	.0530154150	26,012.53	.0530154150	327.82	26,340.35
4004	E.R.A.F. 93-94 SHIFT	56,423.37	.1149950536	56,423.37	.1149950536	711.08	57,134.45
4005	VTA. CO. OFFICE EDUCATION	8,339.20	.0169958899	8,339.20	.0169958899	105.10	8,444.30
6100	* COUNTY FLOOD ZN ADM	1,247.38	.0025422610	1,247.38	.0025422610	15.72	1,263.10
6120	* COUNTY FLOOD ZN #2	12,300.68	.0250696930	12,300.68	.0250696930	155.02	12,455.70
7770	UNITED WTR CONS DIST	3,041.10	.0061979967	3,041.10	.0061979967	38.33	3,079.43
8031	CITY OXNARD DIST #1	90,244.18	.1839243526	90,244.18	.1839243526	1,137.31	91,381.49
8600	CALLEGUAS MUN WTR	5,985.85	.0121997935	5,985.85	.0121997935	75.44	6,061.29
TRA 03191	Totals:	490,659.09	1.0000000000	490,659.09	1.0000000000	6,183.57	496,842.66

*** Gross Assessed Valuation Information(Assessed valuations Minus Local Exemptions) ***

	Prior Year A/V	Transfers	Current Year AVI	A/V
Secured	48,983,330		49,601,687	
Unsecured	38,700		38,700	
State Assessed				
	49,022,030		618,357	49,640,387

Fund NO.	Description	Prior Year Allocation	Prior Year Factor	Adjusted Prior Year Allocation	Adjusted Prior Year Factor	Annual Tax Increment	Current Year Allocation
1031	EL SCH GEN OXNARD	162,873.19	.2021511469	162,873.19	.2021511469	2,722.58	165,595.77
2007	HI SCH GEN OXNARD	114,814.76	.1425031113	114,814.76	.1425031113	1,919.24	116,734.00
2015	VTA COM COLLEGE GEN	46,644.65	.0578933168	46,644.65	.0578933168	779.71	47,424.36
2019	VTA COLLEGE CHILD CTR	240.18	.0002980826	240.18	.0002980826	4.01	244.19
4001	COUNTY GENERAL FUND	147,810.29	.1834556976	147,810.29	.1834556976	2,470.80	150,281.09
4002	E.R.A.F.	42,986.53	.0533530187	42,986.53	.0533530187	718.56	43,705.09
4004	E.R.A.F. 93-94 SHIFT	92,219.95	.1144594150	92,219.95	.1144594150	1,541.54	93,761.49
4005	VTA. CO. OFFICE EDUCATION	13,628.11	.0169146413	13,628.11	.0169146413	227.81	13,855.92
6100	* COUNTY FLOOD ZN ADM	2,040.20	.0025322149	2,040.20	.0025322149	34.10	2,074.30
6120	* COUNTY FLOOD ZN #2	20,107.81	.0249569396	20,107.81	.0249569396	336.12	20,443.93
7770	UNITED WTR CONS DIST	4,985.21	.0061874268	4,985.21	.0061874268	83.33	5,068.54
8031	CITY OXNARD DIST #1	147,519.70	.1830950502	147,519.70	.1830950502	2,465.93	149,985.63
8600	CALLEGUAS MUN WTR	9,829.47	.0121999383	9,829.47	.0121999383	164.31	9,993.78
TRA 03192	Totals:	805,700.05	1.0000000000	805,700.05	1.0000000000	13,468.04	819,168.09

*** Gross Assessed Valuation Information(Assessed valuations Minus Local Exemptions) ***

	Prior Year A/V	Transfers	Current Year AVI	A/V
Secured	80,545,454			81,892,558
Unsecured	21,700			21,400
State Assessed				
	80,567,154		1,346,804	81,913,958

Fund NO.	Description	Prior Year Allocation	Prior Year Factor	Adjusted Prior Year Allocation	Adjusted Prior Year Factor	Annual Tax Increment	Current Year Allocation
1031	EL SCH GEN OXNARD	209,673.47	.2030977983	209,673.47	.2030977983	38,343.60	248,017.07
2007	HI SCH GEN OXNARD	147,805.86	.1431704197	147,805.86	.1431704197	27,029.69	174,835.55
2015	VTA COM COLLEGE GEN	60,048.53	.0581653146	60,048.53	.0581653146	10,981.25	71,029.78
2019	VTA COLLEGE CHILD CTR	309.87	.0003001335	309.87	.0003001335	56.66	366.53
4001	COUNTY GENERAL FUND	184,949.78	.1791490787	184,949.78	.1791490787	33,822.24	218,772.02
4002	E.R.A.F.	58,135.24	.0563071113	58,135.24	.0563071113	10,630.43	68,765.67
4004	E.R.A.F. 93-94 SHIFT	115,712.51	.1120843328	115,712.51	.1120843328	21,160.83	136,873.34
4005	VTA. CO. OFFICE EDUCATION	17,337.68	.0167939605	17,337.68	.0167939605	3,170.60	20,508.28
6100	* COUNTY FLOOD ZN ADM	2,609.31	.0025274738	2,609.31	.0025274738	477.17	3,086.48
6120	* COUNTY FLOOD ZN #2	25,714.06	.0249076407	25,714.06	.0249076407	4,702.41	30,416.47
7770	UNITED WTR CONS DIST	6,524.29	.0063200351	6,524.29	.0063200351	1,193.18	7,717.47
8031	CITY OXNARD DIST #1	195,676.48	.1895433214	195,676.48	.1895433214	35,784.60	231,461.08
8600	CALLEGUAS MUN WTR	7,879.85	.0076333796	7,879.85	.0076333796	1,441.13	9,320.98
TRA 03194	Totals:	1,032,376.93	1.0000000000	1,032,376.93	1.0000000000	188,793.79	1,221,170.72

*** Gross Assessed Valuation Information(Assessed valuations Minus Local Exemptions) ***

	Prior Year A/V	Transfers	Current Year AVI	A/V
Secured	103,133,479			122,013,658
Unsecured	24,500			23,700
State Assessed				
	103,157,979		18,879,379	122,037,358

Fund NO.	Description	Prior Year Allocation	Prior Year Factor	Adjusted Prior Year Allocation	Adjusted Prior Year Factor	Annual Tax Increment	Current Year Allocation
1031	EL SCH GEN OXNARD	962.35	.2008828149	962.35	.2008828149	18.55	980.90
2007	HI SCH GEN OXNARD	680.18	.1419850298	680.18	.1419850298	13.11	693.29
2015	VTA COM COLLEGE GEN	276.36	.0576851045	276.36	.0576851045	5.33	281.69
2019	VTA COLLEGE CHILD CTR	1.44	.0002979966	1.44	.0002979966	.03	1.47
4001	COUNTY GENERAL FUND	923.99	.1928803646	923.99	.1928803646	17.81	941.80
4002	E.R.A.F.	246.93	.0515409942	246.93	.0515409942	4.76	251.69
4004	E.R.A.F. 93-94 SHIFT	529.80	.1105857082	529.80	.1105857082	10.21	540.01
4005	VTA. CO. OFFICE EDUCATION	88.00	.0183702484	88.00	.0183702484	1.70	89.70
6100	* COUNTY FLOOD ZN ADM	12.53	.0026157479	12.53	.0026157479	.24	12.77
6120	* COUNTY FLOOD ZN #2	123.73	.0258263715	123.73	.0258263715	2.39	126.12
7770	UNITED WTR CONS DIST	39.44	.0082321559	39.44	.0082321559	.76	40.20
8031	CITY OXNARD DIST #1	905.90	.1890974635	905.90	.1890974635	17.46	923.36
TRA 03195	Totals:	4,790.65	1.0000000000	4,790.65	1.0000000000	92.35	4,883.00

*** Gross Assessed Valuation Information(Assessed valuations Minus Local Exemptions) ***

	Prior Year	Transfers	Current Year	
Secured	A/V		AVI	A/V
Unsecured	461,808			471,043
State Assessed				
	461,808		9,235	471,043

Fund NO.	Description	Prior Year Allocation	Prior Year Factor	Adjusted Prior Year Allocation	Adjusted Prior Year Factor	Annual Tax Increment	Current Year Allocation
1015	EL SCH GEN PT HUE	215,840.09	.1889204654	215,840.09	.1889204654	25,239.14	241,079.23
2007	HI SCH GEN OXNARD	154,576.79	.1352979401	154,576.79	.1352979401	18,075.35	172,652.14
2015	VTA COM COLLEGE GEN	62,799.60	.0549672181	62,799.60	.0549672181	7,343.43	70,143.03
2019	VTA COLLEGE CHILD CTR	324.66	.0002841691	324.66	.0002841691	37.96	362.62
4001	COUNTY GENERAL FUND	308,059.86	.3149729107	308,059.86	.3149729107	42,079.33	350,139.19
4002	E.R.A.F.	26,462.12		26,462.12			26,462.12
4004	E.R.A.F. 93-94 SHIFT	55,118.56		55,118.56			55,118.56
4005	VTA. CO. OFFICE EDUCATION	28,229.62	.0247088159	28,229.62	.0247088159	3,301.01	31,530.63
6100	* COUNTY FLOOD ZN ADM	3,107.94	.0028843050	3,107.94	.0028843050	385.33	3,493.27
6120	* COUNTY FLOOD ZN #2	31,296.75	.0294052618	31,296.75	.0294052618	3,928.44	35,225.19
7770	UNITED WTR CONS DIST	9,731.79	.0100342587	9,731.79	.0100342587	1,340.54	11,072.33
8031	CITY OXNARD DIST #1	233,723.97	.2248960395	233,723.97	.2248960395	30,045.35	263,769.32
8600	CALLEGUAS MUN WTR	13,220.14	.0136286157	13,220.14	.0136286157	1,820.74	15,040.88
TRA 03197	Totals:	1,142,491.89	1.0000000000	1,142,491.89	1.0000000000	133,596.62	1,276,088.51

*** Gross Assessed Valuation Information(Assessed valuations Minus Local Exemptions) ***

	Prior Year A/V	Transfers	Current Year AVI	A/V
Secured	112,815,558			126,160,670
Unsecured	115,700			130,250
State Assessed				
	112,931,258		13,359,662	126,290,920

Fund NO.	Description	Prior Year Allocation	Prior Year Factor	Adjusted Prior Year Allocation	Adjusted Prior Year Factor	Annual Tax Increment	Current Year Allocation
1015	EL SCH GEN PT HUE	226,591.37	.1889306656	226,591.37	.2144227598	8,817.18	235,408.55
2007	HI SCH GEN OXNARD	162,270.00	.1352998567	162,270.00	.1535563640	6,314.32	168,584.32
2015	VTA COM COLLEGE GEN	65,925.07	.0549679866	65,925.07	.0623850200	2,565.31	68,490.38
2019	VTA COLLEGE CHILD CTR	340.86	.0002841905	340.86	.0003225363	13.26	354.12
4001	COUNTY GENERAL FUND	275,001.96	.2292951517	275,001.96	.2717961985	11,176.40	286,178.36
4002	E.R.A.F.	52,455.76	.0437373397	52,455.76			52,455.76
4004	E.R.A.F. 93-94 SHIFT	109,377.33	.0911982401	109,377.33			109,377.33
4005	VTA. CO. OFFICE EDUCATION	29,608.70	.0246875975	29,608.70	.0280217003	1,152.27	30,760.97
6100	* COUNTY FLOOD ZN ADM	3,087.56	.0025743874	3,087.56	.0029635848	121.86	3,209.42
6120	* COUNTY FLOOD ZN #2	30,706.24	.0256026908	30,706.24	.0295705054	1,215.96	31,922.20
7770	UNITED WTR CONS DIST	8,594.14	.0071657407	8,594.14	.0085197175	350.34	8,944.48
8031	CITY OXNARD DIST #1	223,699.85	.1865197533	223,699.85	.2168662284	8,917.66	232,617.51
8600	CALLEGUAS MUN WTR	11,677.21	.0097363994	11,677.21	.0115753850	475.99	12,153.20
TRA 03198	Totals:	1,199,336.05	1.0000000000	1,199,336.05	1.0000000000	41,120.55	1,240,456.60

*** Gross Assessed Valuation Information(Assessed valuations Minus Local Exemptions) ***

	Prior Year A/V	Transfers	Current Year AVI	A/V
Secured	119,228,034			123,370,989
Unsecured	349,000			318,100
State Assessed				
	119,577,034		4,112,055	123,689,089

Fund NO.	Description	Prior Year Allocation	Prior Year Factor	Adjusted Prior Year Allocation	Adjusted Prior Year Factor	Annual Tax Increment	Current Year Allocation
1029	EL SCH GEN OCN VIEW		.1887985986		.1887985986		
2007	HI SCH GEN OXNARD		.1351694915		.1351694915		
2015	VTA COM COLLEGE GEN		.0548964218		.0548964218		
2019	VTA COLLEGE CHILD CTR		.0001883239		.0001883239		
4001	COUNTY GENERAL FUND		.3165103598		.3165103598		
4005	VTA. CO. OFFICE EDUCATION		.0239891003		.0239891003		
6100	* COUNTY FLOOD ZN ADM		.0027778274		.0027778274		
6120	* COUNTY FLOOD ZN #2		.0293791623		.0293791623		
7770	UNITED WTR CONS DIST		.0099816414		.0099816414		
8031	CITY OXNARD DIST #1		.2247491142		.2247491142		
8600	CALLEGUAS MUN WTR		.0135599588		.0135599588		
TRA 03199 Totals:			1.0000000000		1.0000000000		

No Taxable Parcels Within TRA=03199

Fund NO.	Description	Prior Year Allocation	Prior Year Factor	Adjusted Prior Year Allocation	Adjusted Prior Year Factor	Annual Tax Increment	Current Year Allocation
1031	EL SCH GEN OXNARD		.2024878595		.2024878595		
2007	HI SCH GEN OXNARD		.1427964238		.1427964238		
2015	VTA COM COLLEGE GEN		.0578997508		.0578997508		
2019	VTA COLLEGE CHILD CTR		.0001978601		.0001978601		
4004	E.R.A.F. 93-94 SHIFT		.2894897160		.2894897160		
4005	VTA. CO. OFFICE EDUCATION		.0157713859		.0157713859		
6100	* COUNTY FLOOD ZN ADM		.0028946182		.0028946182		
6120	* COUNTY FLOOD ZN #2		.0308954633		.0308954633		
7770	UNITED WTR CONS DIST		.0104938881		.0104938881		
8031	CITY OXNARD DIST #1		.2470730343		.2470730343		
TRA 03200 Totals:			1.0000000000		1.0000000000		

No Taxable Parcels Within TRA=03200

Fund NO.	Description	Prior Year Allocation	Prior Year Factor	Adjusted Prior Year Allocation	Adjusted Prior Year Factor	Annual Tax Increment	Current Year Allocation
1031	EL SCH GEN OXNARD		.2027958352		.2027958352		
2007	HI SCH GEN OXNARD		.1429511232		.1429511232		
2015	VTA COM COLLEGE GEN		.0580797729		.0580797729		
2019	VTA COLLEGE CHILD CTR		.0002990821		.0002990821		
4001	COUNTY GENERAL FUND		.2962323404		.2962323404		
4005	VTA. CO. OFFICE EDUCATION		.0046728416		.0046728416		
6100	* COUNTY FLOOD ZN ADM		.0029832218		.0029832218		
6120	* COUNTY FLOOD ZN #2		.0304053880		.0304053880		
7770	UNITED WTR CONS DIST		.0103775249		.0103775249		
8031	CITY OXNARD DIST #1		.2388477046		.2388477046		
8600	CALLEGUAS MUN WTR		.0123551653		.0123551653		
TRA 03201 Totals:			1.0000000000		1.0000000000		

No Taxable Parcels Within TRA=03201

Fund NO.	Description	Prior Year Allocation	Prior Year Factor	Adjusted Prior Year Allocation	Adjusted Prior Year Factor	Annual Tax Increment	Current Year Allocation
1037	EL SCH GEN RIO	278,122.08	.2034198375	278,122.08	.2034198375	9,985.22	288,107.30
2007	HI SCH GEN OXNARD	196,066.64	.1434040829	196,066.64	.1434040829	7,039.24	203,105.88
2015	VTA COM COLLEGE GEN	79,655.38	.0582603318	79,655.38	.0582603318	2,859.81	82,515.19
2019	VTA COLLEGE CHILD CTR	410.82	.0003004708	410.82	.0003004708	14.75	425.57
4001	COUNTY GENERAL FUND	247,779.13	.1812265255	247,779.13	.1812265255	8,895.82	256,674.95
4002	E.R.A.F.	77,035.62	.0563413401	77,035.62	.0563413401	2,765.61	79,801.23
4004	E.R.A.F. 93-94 SHIFT	153,553.90	.1123104850	153,553.90	.1123104850	5,512.96	159,066.86
4005	VTA. CO. OFFICE EDUCATION	23,282.45	.0170289000	23,282.45	.0170289000	835.89	24,118.34
6100	* COUNTY FLOOD ZN ADM	3,513.48	.0025697881	3,513.48	.0025697881	126.14	3,639.62
6120	* COUNTY FLOOD ZN #2	34,629.53	.0253282143	34,629.53	.0253282143	1,243.28	35,872.81
7770	UNITED WTR CONS DIST	8,749.32	.0063994914	8,749.32	.0063994914	314.13	9,063.45
8031	CITY OXNARD DIST #1	254,009.36	.1857857915	254,009.36	.1857857915	9,119.62	263,128.98
8600	CALLEGUAS MUN WTR	10,424.25	.0076247411	10,424.25	.0076247411	374.27	10,798.52
TRA 03202	Totals:	1,367,231.96	1.0000000000	1,367,231.96	1.0000000000	49,086.74	1,416,318.70

*** Gross Assessed Valuation Information(Assessed valuations Minus Local Exemptions) ***

	Prior Year A/V	Transfers	Current Year AVI	A/V
Secured	124,431,517		129,462,721	
Unsecured	12,180,780		12,058,250	
State Assessed				
	136,612,297		4,908,674	141,520,971

Fund NO.	Description	Prior Year Allocation	Prior Year Factor	Adjusted Prior Year Allocation	Adjusted Prior Year Factor	Annual Tax Increment	Current Year Allocation
1037	EL SCH GEN RIO		.2012257942		.2012257942		
2007	HI SCH GEN OXNARD		.1421653252		.1421653252		
2015	VTA COM COLLEGE GEN		.0577573066		.0577573066		
2019	VTA COLLEGE CHILD CTR		.0002985022		.0002985022		
4001	COUNTY GENERAL FUND		.1757940041		.1757940041		
4002	E.R.A.F.		.0591205218		.0591205218		
4004	E.R.A.F. 93-94 SHIFT		.1089444001		.1089444001		
4005	VTA. CO. OFFICE EDUCATION		.0259590126		.0259590126		
6100	* COUNTY FLOOD ZN ADM		.0024933400		.0024933400		
6120	* COUNTY FLOOD ZN #2		.0245698289		.0245698289		
7770	UNITED WTR CONS DIST		.0063508584		.0063508584		
8031	CITY OXNARD DIST #1		.1802202505		.1802202505		
8600	CALLEGUAS MUN WTR		.0151008554		.0151008554		
TRA 03203	Totals:		1.0000000000		1.0000000000		

Fund NO.	Description	Prior Year Allocation	Prior Year Factor	Adjusted Prior Year Allocation	Adjusted Prior Year Factor	Annual Tax Increment	Current Year Allocation
1031	EL SCH GEN OXNARD	300,011.76	.2034205888	300,011.76	.2034205888	7,735.88-	292,275.88
2007	HI SCH GEN OXNARD	211,497.36	.1434041044	211,497.36	.1434041044	5,453.51-	206,043.85
2015	VTA COM COLLEGE GEN	85,924.62	.0582605046	85,924.62	.0582605046	2,215.59-	83,709.03
2019	VTA COLLEGE CHILD CTR	443.95	.0003010324	443.95	.0003010324	11.45-	432.50
4001	COUNTY GENERAL FUND	267,275.58	.1812228566	267,275.58	.1812228566	6,891.72-	260,383.86
4002	E.R.A.F.	83,114.02	.0563413113	83,114.02	.0563413113	2,142.60-	80,971.42
4004	E.R.A.F. 93-94 SHIFT	165,634.13	.1123089075	165,634.13	.1123089075	4,270.99-	161,363.14
4005	VTA. CO. OFFICE EDUCATION	25,118.26	.0170312298	25,118.26	.0170312298	647.68-	24,470.58
6100	* COUNTY FLOOD ZN ADM	3,790.95	.0025704081	3,790.95	.0025704081	97.75-	3,693.20
6120	* COUNTY FLOOD ZN #2	37,355.53	.0253286434	37,355.53	.0253286434	963.22-	36,392.31
7770	UNITED WTR CONS DIST	9,437.20	.0063997075	9,437.20	.0063997075	243.37-	9,193.83
8031	CITY OXNARD DIST #1	273,989.63	.1857864824	273,989.63	.1857864824	7,065.27-	266,924.36
8600	CALLEGUAS MUN WTR	11,241.83	.0076242232	11,241.83	.0076242232	289.94-	10,951.89
TRA 03204	Totals:	1,474,834.82	1.0000000000	1,474,834.82	1.0000000000	38,028.97-	1,436,805.85

*** Gross Assessed Valuation Information(Assessed valuations Minus Local Exemptions) ***

	Prior Year A/V	Transfers	Current Year AVI	A/V
Secured	121,867,522		124,468,135	
Unsecured	25,529,380		19,125,870	
State Assessed				
	147,396,902		3,802,897-	143,594,005

Fund NO.	Description	Prior Year Allocation	Prior Year Factor	Adjusted Prior Year Allocation	Adjusted Prior Year Factor	Annual Tax Increment	Current Year Allocation
1037	EL SCH GEN RIO	190,199.66	.2034155779	190,199.66	.2034155779	8,620.42	198,820.08
2007	HI SCH GEN OXNARD	134,086.75	.1434037118	134,086.75	.1434037118	6,077.22	140,163.97
2015	VTA COM COLLEGE GEN	54,475.25	.0582604609	54,475.25	.0582604609	2,468.98	56,944.23
2019	VTA COLLEGE CHILD CTR	280.38	.0002998509	280.38	.0002998509	12.71	293.09
4001	COUNTY GENERAL FUND	163,519.52	.1748728819	163,519.52	.1748728819	7,410.83	170,930.35
4002	E.R.A.F.	49,596.14	.0530406699	49,596.14	.0530406699	2,247.78	51,843.92
4004	E.R.A.F. 93-94 SHIFT	107,279.37	.1147339163	107,279.37	.1147339163	4,862.24	112,141.61
4005	VTA. CO. OFFICE EDUCATION	15,919.17	.0170252912	15,919.17	.0170252912	721.50	16,640.67
6100	* COUNTY FLOOD ZN ADM	2,318.95	.0024799323	2,318.95	.0024799323	105.10	2,424.05
6120	* COUNTY FLOOD ZN #2	22,851.55	.0244382151	22,851.55	.0244382151	1,035.65	23,887.20
7770	UNITED WTR CONS DIST	5,646.33	.0060383702	5,646.33	.0060383702	255.90	5,902.23
8031	CITY OXNARD DIST #1	177,459.50	.1897916637	177,459.50	.1897916637	8,043.07	185,502.57
8600	CALLEGUAS MUN WTR	11,397.35	.0121994579	11,397.35	.0121994579	516.99	11,914.34
TRA 03205	Totals:	935,029.92	1.0000000000	935,029.92	1.0000000000	42,378.39	977,408.31

*** Gross Assessed Valuation Information(Assessed valuations Minus Local Exemptions) ***

	Prior Year A/V	Transfers	Current Year AVI	A/V
Secured	93,477,079			97,775,718
Unsecured	60,800			
State Assessed				
	93,537,879		4,237,839	97,775,718

Fund NO.	Description	Prior Year Allocation	Prior Year Factor	Adjusted Prior Year Allocation	Adjusted Prior Year Factor	Annual Tax Increment	Current Year Allocation
1037	EL SCH GEN RIO		.2012261140		.2012261140		
2007	HI SCH GEN OXNARD		.1421654319		.1421654319		
2015	VTA COM COLLEGE GEN		.0577573316		.0577573316		
2019	VTA COLLEGE CHILD CTR		.0002985604		.0002985604		
4001	COUNTY GENERAL FUND		.3067806202		.3067806202		
4005	VTA. CO. OFFICE EDUCATION		.0046488372		.0046488372		
6100	* COUNTY FLOOD ZN ADM		.0030303807		.0030303807		
6120	* COUNTY FLOOD ZN #2		.0308941282		.0308941282		
7770	UNITED WTR CONS DIST		.0105423128		.0105423128		
8031	CITY OXNARD DIST #1		.2426562830		.2426562830		
TRA 03206 Totals:			1.0000000000		1.0000000000		

No Taxable Parcels Within TRA=03206

Fund NO.	Description	Prior Year Allocation	Prior Year Factor	Adjusted Prior Year Allocation	Adjusted Prior Year Factor	Annual Tax Increment	Current Year Allocation
1037	EL SCH GEN RIO				.1942386204		
2007	HI SCH GEN OXNARD				.1372266444		
2015	VTA COM COLLEGE GEN				.0557506458		
2019	VTA COLLEGE CHILD CTR				.0002881925		
4001	COUNTY GENERAL FUND		1.0000000000		.1976191241		
4002	E.R.A.F.				.0570564123		
4004	E.R.A.F. 93-94 SHIFT				.1173780341		
4005	VTA. CO. OFFICE EDUCATION				.0251563881		
6100	* COUNTY FLOOD ZN ADM				.0024792963		
6120	* COUNTY FLOOD ZN #2				.0244350275		
7770	UNITED WTR CONS DIST				.0062523492		
8031	CITY OXNARD DIST #1				.1735921298		
8600	CALLEGUAS MUN WTR				.0085271355		
TRA 03207	Totals:		1.0000000000		1.0000000000		

Fund NO.	Description	Prior Year Allocation	Prior Year Factor	Adjusted Prior Year Allocation	Adjusted Prior Year Factor	Annual Tax Increment	Current Year Allocation
1037	EL SCH GEN RIO		.2012258331		.2012258331		
2007	HI SCH GEN OXNARD		.1421651072		.1421651072		
2015	VTA COM COLLEGE GEN		.0577570011		.0577570011		
2019	VTA COLLEGE CHILD CTR		.0002985151		.0002985151		
4001	COUNTY GENERAL FUND		.3067805462		.3067805462		
4005	VTA. CO. OFFICE EDUCATION		.0046485755		.0046485755		
6100	* COUNTY FLOOD ZN ADM		.0030303035		.0030303035		
6120	* COUNTY FLOOD ZN #2		.0308941200		.0308941200		
7770	UNITED WTR CONS DIST		.0105422968		.0105422968		
8031	CITY OXNARD DIST #1		.2426577015		.2426577015		
TRA 03208 Totals:			1.0000000000		1.0000000000		

No Taxable Parcels Within TRA=03208

Fund NO.	Description	Prior Year Allocation	Prior Year Factor	Adjusted Prior Year Allocation	Adjusted Prior Year Factor	Annual Tax Increment	Current Year Allocation
1037	EL SCH GEN RIO		.2009385665		.2009385665		
2007	HI SCH GEN OXNARD		.1419989077		.1419989077		
2015	VTA COM COLLEGE GEN		.0577553249		.0577553249		
2019	VTA COLLEGE CHILD CTR		.0002730748		.0002730748		
4001	COUNTY GENERAL FUND		.3076882701		.3076882701		
4005	VTA. CO. OFFICE EDUCATION		.0043278333		.0043278333		
6100	* COUNTY FLOOD ZN ADM		.0028672856		.0028672856		
6120	* COUNTY FLOOD ZN #2		.0308574549		.0308574549		
7770	UNITED WTR CONS DIST		.0103768432		.0103768432		
8031	CITY OXNARD DIST #1		.2429164390		.2429164390		
TRA 03209 Totals:			1.0000000000		1.0000000000		

No Taxable Parcels Within TRA=03209

Fund NO.	Description	Prior Year Allocation	Prior Year Factor	Adjusted Prior Year Allocation	Adjusted Prior Year Factor	Annual Tax Increment	Current Year Allocation
1031	EL SCH GEN OXNARD	2,551.38	.2024566099	2,551.38	.2024566099	165.47	2,716.85
2007	HI SCH GEN OXNARD	1,798.49	.1427129435	1,798.49	.1427129435	116.64	1,915.13
2015	VTA COM COLLEGE GEN	730.59	.0579731627	730.59	.0579731627	47.38	777.97
2019	VTA COLLEGE CHILD CTR	3.72	.0002964657	3.72	.0002964657	.24	3.96
4001	COUNTY GENERAL FUND	2,324.00	.1844224155	2,324.00	.1844224155	150.75	2,474.75
4002	E.R.A.F.	714.44	.0566879555	714.44	.0566879555	46.33	760.77
4004	E.R.A.F. 93-94 SHIFT	1,409.55	.1118486344	1,409.55	.1118486344	91.42	1,500.97
4005	VTA. CO. OFFICE EDUCATION	210.35	.0166909405	210.35	.0166909405	13.64	223.99
6100	* COUNTY FLOOD ZN ADM	32.24	.0025565699	32.24	.0025565699	2.09	34.33
6120	* COUNTY FLOOD ZN #2	317.80	.0252173742	317.80	.0252173742	20.61	338.41
7770	UNITED WTR CONS DIST	80.58	.0063928235	80.58	.0063928235	5.22	85.80
8031	CITY OXNARD DIST #1	2,333.13	.1851401167	2,333.13	.1851401167	151.32	2,484.45
8600	CALLEGUAS MUN WTR	95.81	.0076039880	95.81	.0076039880	6.21	102.02
TRA 03210	Totals:	12,602.08	1.0000000000	12,602.08	1.0000000000	817.32	13,419.40

*** Gross Assessed Valuation Information(Assessed valuations Minus Local Exemptions) ***

	Prior Year A/V	Transfers	Current Year AVI	A/V
Secured	1,258,644			1,340,376
Unsecured				
State Assessed				
	1,258,644		81,732	1,340,376

Fund NO.	Description	Prior Year Allocation	Prior Year Factor	Adjusted Prior Year Allocation	Adjusted Prior Year Factor	Annual Tax Increment	Current Year Allocation
1037	EL SCH GEN RIO	4,025.93	.1942125675	4,025.93	.1942125675	768.07-	3,257.86
2007	HI SCH GEN OXNARD	2,844.16	.1372036476	2,844.16	.1372036476	542.61-	2,301.55
2015	VTA COM COLLEGE GEN	1,155.44	.0557389818	1,155.44	.0557389818	220.44-	935.00
2019	VTA COLLEGE CHILD CTR	5.89	.0002842035	5.89	.0002842035	1.12-	4.77
4001	COUNTY GENERAL FUND	4,169.39	.2010966238	4,169.39	.2010966238	795.31-	3,374.08
4002	E.R.A.F.	1,178.30	.0564912698	1,178.30	.0564912698	223.41-	954.89
4004	E.R.A.F. 93-94 SHIFT	2,453.94	.1184275322	2,453.94	.1184275322	468.36-	1,985.58
4005	VTA. CO. OFFICE EDUCATION	518.94	.0250329926	518.94	.0250329926	99.00-	419.94
6100	* COUNTY FLOOD ZN ADM	51.00	.0024602939	51.00	.0024602939	9.73-	41.27
6120	* COUNTY FLOOD ZN #2	502.53	.0242435332	502.53	.0242435332	95.88-	406.65
7770	UNITED WTR CONS DIST	127.95	.0062083008	127.95	.0062083008	24.55-	103.40
8031	CITY OXNARD DIST #1	3,538.66	.1709610532	3,538.66	.1709610532	676.12-	2,862.54
8600	CALLEGUAS MUN WTR	157.35	.0076390001	157.35	.0076390001	30.21-	127.14
TRA 03211	Totals:	20,729.48	1.0000000000	20,729.48	1.0000000000	3,954.81-	16,774.67

*** Gross Assessed Valuation Information(Assessed valuations Minus Local Exemptions) ***

	Prior Year A/V	Transfers	Current Year AVI	A/V
Secured	1,995,481			1,600,000
Unsecured	92,500			92,500
State Assessed				
	2,087,981		395,481-	1,692,500

Fund NO.	Description	Prior Year Allocation	Prior Year Factor	Adjusted Prior Year Allocation	Adjusted Prior Year Factor	Annual Tax Increment	Current Year Allocation
1037	EL SCH GEN RIO	419,237.74	.1940924924	419,237.74	.1940924924	48,062.76	467,300.50
2007	HI SCH GEN OXNARD	296,175.89	.1371191401	296,175.89	.1371191401	33,954.55	330,130.44
2015	VTA COM COLLEGE GEN	120,326.45	.0557069610	120,326.45	.0557069610	13,794.61	134,121.06
2019	VTA COLLEGE CHILD CTR	621.78	.0002878714	621.78	.0002878714	71.29	693.07
4001	COUNTY GENERAL FUND	434,661.33	.2013375142	434,661.33	.2013375142	49,856.81	484,518.14
4002	E.R.A.F.	122,184.78	.0565040110	122,184.78	.0565040110	13,991.98	136,176.76
4004	E.R.A.F. 93-94 SHIFT	255,972.61	.1185150229	255,972.61	.1185150229	29,347.65	285,320.26
4005	VTA. CO. OFFICE EDUCATION	54,086.22	.0250400378	54,086.22	.0250400378	6,200.62	60,286.84
6100	* COUNTY FLOOD ZN ADM	5,310.54	.0024585945	5,310.54	.0024585945	608.82	5,919.36
6120	* COUNTY FLOOD ZN #2	52,333.73	.0242286966	52,333.73	.0242286966	5,999.71	58,333.44
7770	UNITED WTR CONS DIST	13,390.58	.0062058613	13,390.58	.0062058613	1,536.75	14,927.33
8031	CITY OXNARD DIST #1	369,185.86	.1708551815	369,185.86	.1708551815	42,308.54	411,494.40
8600	CALLEGUAS MUN WTR	16,501.95	.0076486153	16,501.95	.0076486153	1,894.01	18,395.96
TRA 03212	Totals:	2,159,989.46	1.0000000000	2,159,989.46	1.0000000000	247,628.10	2,407,617.56

*** Gross Assessed Valuation Information(Assessed valuations Minus Local Exemptions) ***

	Prior Year A/V	Transfers	Current Year AVI	A/V
Secured	205,401,974		229,880,764	
Unsecured	10,069,570		10,353,590	
State Assessed				
	215,471,544		24,762,810	240,234,354

Fund NO.	Description	Prior Year Allocation	Prior Year Factor	Adjusted Prior Year Allocation	Adjusted Prior Year Factor	Annual Tax Increment	Current Year Allocation
1029	EL SCH GEN OCN VIEW	7,763.09	.1608769519	7,763.09	.1608769519	149.78	7,912.87
2007	HI SCH GEN OXNARD	5,890.65	.1220736839	5,890.65	.1220736839	113.65	6,004.30
2015	VTA COM COLLEGE GEN	2,393.20	.0495954371	2,393.20	.0495954371	46.17	2,439.37
2019	VTA COLLEGE CHILD CTR	12.34	.0002558241	12.34	.0002558241	.24	12.58
4001	COUNTY GENERAL FUND	10,142.75	.2101898541	10,142.75	.2101898541	195.70	10,338.45
4002	E.R.A.F.	2,984.53	.0618491991	2,984.53	.0618491991	57.58	3,042.11
4004	E.R.A.F. 93-94 SHIFT	4,460.57	.0924379701	4,460.57	.0924379701	86.06	4,546.63
4005	VTA. CO. OFFICE EDUCATION	1,075.71	.0222927162	1,075.71	.0222927162	20.75	1,096.46
6100	* COUNTY FLOOD ZN ADM	107.85	.0022348762	107.85	.0022348762	2.08	109.93
6120	* COUNTY FLOOD ZN #2	1,063.00	.0220284108	1,063.00	.0220284108	20.51	1,083.51
7770	UNITED WTR CONS DIST	290.50	.0060195109	290.50	.0060195109	5.60	296.10
8034	CITY OXNARD DIST #4	11,699.53	.2424523976	11,699.53	.2424523976	225.72	11,925.25
8600	CALLEGUAS MUN WTR	371.22	.0076931680	371.22	.0076931680	7.16	378.38
TRA 03213	Totals:	48,254.94	1.0000000000	48,254.94	1.0000000000	931.00	49,185.94

*** Gross Assessed Valuation Information(Assessed valuations Minus Local Exemptions) ***

	Prior Year A/V	Transfers	Current Year AVI	A/V
Secured	4,674,072			4,767,172
Unsecured				
State Assessed				
	4,674,072		93,100	4,767,172

Fund NO.	Description	Prior Year Allocation	Prior Year Factor	Adjusted Prior Year Allocation	Adjusted Prior Year Factor	Annual Tax Increment	Current Year Allocation
1037	EL SCH GEN RIO	143,594.45	.2033407161	143,594.45	.2033407161	5,772.17	149,366.62
2007	HI SCH GEN OXNARD	101,229.36	.1433485167	101,229.36	.1433485167	4,069.19	105,298.55
2015	VTA COM COLLEGE GEN	41,125.56	.0582369713	41,125.56	.0582369713	1,653.15	42,778.71
2019	VTA COLLEGE CHILD CTR	212.02	.0003002355	212.02	.0003002355	8.52	220.54
4001	COUNTY GENERAL FUND	128,112.26	.1814150296	128,112.26	.1814150296	5,149.76	133,262.02
4002	E.R.A.F.	39,808.15	.0563528272	39,808.15	.0563528272	1,599.67	41,407.82
4004	E.R.A.F. 93-94 SHIFT	79,355.82	.1123766370	79,355.82	.1123766370	3,190.00	82,545.82
4005	VTA. CO. OFFICE EDUCATION	12,016.64	.0170164996	12,016.64	.0170164996	483.04	12,499.68
6100	* COUNTY FLOOD ZN ADM	1,814.25	.0025691487	1,814.25	.0025691487	72.93	1,887.18
6120	* COUNTY FLOOD ZN #2	17,882.66	.0253232019	17,882.66	.0253232019	718.84	18,601.50
7770	UNITED WTR CONS DIST	4,517.54	.0063983622	4,517.54	.0063983622	181.63	4,699.17
8031	CITY OXNARD DIST #1	131,120.68	.1856906245	131,120.68	.1856906245	5,271.14	136,391.82
8600	CALLEGUAS MUN WTR	5,387.23	.0076312297	5,387.23	.0076312297	216.63	5,603.86
TRA 03214	Totals:	706,176.62	1.0000000000	706,176.62	1.0000000000	28,386.67	734,563.29

*** Gross Assessed Valuation Information(Assessed valuations Minus Local Exemptions) ***

	Prior Year A/V	Transfers	Current Year AVI	A/V
Secured	64,265,202		67,524,479	
Unsecured	6,223,870		5,803,260	
State Assessed				
	70,489,072		2,838,667	73,327,739

Fund NO.	Description	Prior Year Allocation	Prior Year Factor	Adjusted Prior Year Allocation	Adjusted Prior Year Factor	Annual Tax Increment	Current Year Allocation
1037	EL SCH GEN RIO	980.89	.2012201536	980.89	.2012201536	221.34	1,202.23
2007	HI SCH GEN OXNARD	693.04	.1421689282	693.04	.1421689282	156.39	849.43
2015	VTA COM COLLEGE GEN	281.63	.0577679605	281.63	.0577679605	63.54	345.17
2019	VTA COLLEGE CHILD CTR	1.42	.0002945198	1.42	.0002945198	.32	1.74
4001	COUNTY GENERAL FUND	1,019.43	.2091348233	1,019.43	.2091348233	230.06	1,249.49
4002	E.R.A.F.	215.56	.0442200484	215.56	.0442200484	48.64	264.20
4004	E.R.A.F. 93-94 SHIFT	500.03	.1025770485	500.03	.1025770485	112.83	612.86
4005	VTA. CO. OFFICE EDUCATION	126.55	.0259598191	126.55	.0259598191	28.56	155.11
6100	* COUNTY FLOOD ZN ADM	12.40	.0025454928	12.40	.0025454928	2.80	15.20
6120	* COUNTY FLOOD ZN #2	122.45	.0251183339	122.45	.0251183339	27.63	150.08
7770	UNITED WTR CONS DIST	31.37	.0064373619	31.37	.0064373619	7.08	38.45
8031	CITY OXNARD DIST #1	853.19	.1750242173	853.19	.1750242173	192.53	1,045.72
8600	CALLEGUAS MUN WTR	36.69	.0075312927	36.69	.0075312927	8.28	44.97
TRA 03215	Totals:	4,874.65	1.0000000000	4,874.65	1.0000000000	1,100.00	5,974.65

*** Gross Assessed Valuation Information(Assessed valuations Minus Local Exemptions) ***

	Prior Year A/V	Transfers	Current Year AVI	A/V
Secured	490,000			600,000
Unsecured				
State Assessed				
	490,000		110,000	600,000

Fund NO.	Description	Prior Year Allocation	Prior Year Factor	Adjusted Prior Year Allocation	Adjusted Prior Year Factor	Annual Tax Increment	Current Year Allocation
1037	EL SCH GEN RIO				.2012182681		
2007	HI SCH GEN OXNARD				.1421652919		
2015	VTA COM COLLEGE GEN				.0577560160		
2019	VTA COLLEGE CHILD CTR				.0002963092		
4001	COUNTY GENERAL FUND		1.0000000000		.1796813498		
4002	E.R.A.F.				.0558776519		
4004	E.R.A.F. 93-94 SHIFT				.1113439840		
4005	VTA. CO. OFFICE EDUCATION				.0259016134		
6100	* COUNTY FLOOD ZN ADM				.0025417916		
6120	* COUNTY FLOOD ZN #2				.0250996320		
7770	UNITED WTR CONS DIST				.0063446870		
8031	CITY OXNARD DIST #1				.1841525131		
8600	CALLEGUAS MUN WTR				.0076208920		
TRA 03216	Totals:		1.0000000000		1.0000000000		

Fund NO.	Description	Prior Year Allocation	Prior Year Factor	Adjusted Prior Year Allocation	Adjusted Prior Year Factor	Annual Tax Increment	Current Year Allocation
1037	EL SCH GEN RIO		1.0000000000		.2010950022		
2007	HI SCH GEN OXNARD				.1420763140		
2015	VTA COM COLLEGE GEN				.0577201573		
2019	VTA COLLEGE CHILD CTR				.0002970043		
4001	COUNTY GENERAL FUND				.1795202238		
4002	E.R.A.F.				.0560836095		
4004	E.R.A.F. 93-94 SHIFT				.1112536717		
4005	VTA. CO. OFFICE EDUCATION				.0259311729		
6100	* COUNTY FLOOD ZN ADM				.0025445473		
6120	* COUNTY FLOOD ZN #2				.0250880532		
7770	UNITED WTR CONS DIST				.0063484002		
8031	CITY OXNARD DIST #1				.1840271113		
8600	CALLEGUAS MUN WTR				.0080147323		
TRA 03217 Totals:			1.0000000000		1.0000000000		

Fund NO.	Description	Prior Year Allocation	Prior Year Factor	Adjusted Prior Year Allocation	Adjusted Prior Year Factor	Annual Tax Increment	Current Year Allocation
1037	EL SCH GEN RIO	15,511.39	.2010940129	15,511.39	.2010940129	282.61	15,794.00
2007	HI SCH GEN OXNARD	10,958.86	.1420734150	10,958.86	.1420734150	199.66	11,158.52
2015	VTA COM COLLEGE GEN	4,452.09	.0577182014	4,452.09	.0577182014	81.11	4,533.20
2019	VTA COLLEGE CHILD CTR	22.88	.0002965456	22.88	.0002965456	.42	23.30
4001	COUNTY GENERAL FUND	13,879.95	.1799452026	13,879.95	.1799452026	252.88	14,132.83
4002	E.R.A.F.	4,311.42	.0558944909	4,311.42	.0558944909	78.55	4,389.97
4004	E.R.A.F. 93-94 SHIFT	8,595.71	.1114377721	8,595.71	.1114377721	156.61	8,752.32
4005	VTA. CO. OFFICE EDUCATION	1,999.38	.0259205519	1,999.38	.0259205519	36.43	2,035.81
6100	* COUNTY FLOOD ZN ADM	196.27	.0025440304	196.27	.0025440304	3.58	199.85
6120	* COUNTY FLOOD ZN #2	1,935.17	.0250878405	1,935.17	.0250878405	35.26	1,970.43
7770	UNITED WTR CONS DIST	489.04	.0063398308	489.04	.0063398308	8.91	497.95
8031	CITY OXNARD DIST #1	14,194.87	.1840260851	14,194.87	.1840260851	258.62	14,453.49
8600	CALLEGUAS MUN WTR	587.93	.0076220208	587.93	.0076220208	10.71	598.64
TRA 03218	Totals:	77,134.96	1.0000000000	77,134.96	1.0000000000	1,405.35	78,540.31

*** Gross Assessed Valuation Information(Assessed valuations Minus Local Exemptions) ***

	Prior Year A/V	Transfers	Current Year AVI	A/V
Secured	7,826,744			7,967,279
Unsecured				
State Assessed				
	7,826,744		140,535	7,967,279

Fund NO.	Description	Prior Year Allocation	Prior Year Factor	Adjusted Prior Year Allocation	Adjusted Prior Year Factor	Annual Tax Increment	Current Year Allocation
1031	EL SCH GEN OXNARD	4,953.95	.2022182888	4,953.95	.2022182888	96.72	5,050.67
2007	HI SCH GEN OXNARD	3,492.33	.1425561467	3,492.33	.1425561467	68.18	3,560.51
2015	VTA COM COLLEGE GEN	1,418.84	.0579161924	1,418.84	.0579161924	27.70	1,446.54
2019	VTA COLLEGE CHILD CTR	7.32	.0002993487	7.32	.0002993487	.14	7.46
4001	COUNTY GENERAL FUND	4,525.34	.1847211120	4,525.34	.1847211120	88.36	4,613.70
4002	E.R.A.F.	1,308.25	.0534023433	1,308.25	.0534023433	25.54	1,333.79
4004	E.R.A.F. 93-94 SHIFT	2,802.03	.1143780898	2,802.03	.1143780898	54.70	2,856.73
4005	VTA. CO. OFFICE EDUCATION	415.01	.0169399861	415.01	.0169399861	8.10	423.11
6100	* COUNTY FLOOD ZN ADM	63.93	.0026103987	63.93	.0026103987	1.25	65.18
6120	* COUNTY FLOOD ZN #2	630.12	.0257219469	630.12	.0257219469	12.30	642.42
7735	OXNARD DRAIN #1	99.40	.0040573126	99.40	.0040573126	1.94	101.34
7770	UNITED WTR CONS DIST	156.23	.0063768528	156.23	.0063768528	3.05	159.28
8031	CITY OXNARD DIST #1	4,625.30	.1888019812	4,625.30	.1888019812	90.30	4,715.60
TRA 03219	Totals:	24,498.05	1.0000000000	24,498.05	1.0000000000	478.28	24,976.33

*** Gross Assessed Valuation Information(Assessed valuations Minus Local Exemptions) ***

	Prior Year A/V	Transfers	Current Year AVI	A/V
Secured	2,391,473			2,439,301
Unsecured				
State Assessed				
	2,391,473		47,828	2,439,301

Fund NO.	Description	Prior Year Allocation	Prior Year Factor	Adjusted Prior Year Allocation	Adjusted Prior Year Factor	Annual Tax Increment	Current Year Allocation
1037	EL SCH GEN RIO		.2012261140		.2012261140		
2007	HI SCH GEN OXNARD		.1421654319		.1421654319		
2015	VTA COM COLLEGE GEN		.0577573316		.0577573316		
2019	VTA COLLEGE CHILD CTR		.0002985604		.0002985604		
4001	COUNTY GENERAL FUND		.3067806202		.3067806202		
4005	VTA. CO. OFFICE EDUCATION		.0046488372		.0046488372		
6100	* COUNTY FLOOD ZN ADM		.0030303807		.0030303807		
6120	* COUNTY FLOOD ZN #2		.0308941282		.0308941282		
7770	UNITED WTR CONS DIST		.0105423128		.0105423128		
8031	CITY OXNARD DIST #1		.2426562830		.2426562830		
TRA 03220 Totals:			1.0000000000		1.0000000000		

No Taxable Parcels Within TRA=03220

Fund NO.	Description	Prior Year Allocation	Prior Year Factor	Adjusted Prior Year Allocation	Adjusted Prior Year Factor	Annual Tax Increment	Current Year Allocation
1037	EL SCH GEN RIO	.38	.2012264276	.38	.2012264276		.38
2007	HI SCH GEN OXNARD	.26	.1421654895	.26	.1421654895		.26
2015	VTA COM COLLEGE GEN	.11	.0577578588	.11	.0577578588		.11
4001	COUNTY GENERAL FUND	.59	.3070799915	.59	.3070799915		.59
4005	VTA. CO. OFFICE EDUCATION	.01	.0046491619	.01	.0046491619		.01
6100	* COUNTY FLOOD ZN ADM		.0030300897		.0030300897		
6120	* COUNTY FLOOD ZN #2	.06	.0308937748	.06	.0308937748		.06
7770	UNITED WTR CONS DIST	.03	.0105419590	.03	.0105419590		.03
8031	CITY OXNARD DIST #1	.45	.2426552472	.45	.2426552472		.45
TRA 03221	Totals:	1.89	1.0000000000	1.89	1.0000000000		1.89

Fund NO.	Description	Prior Year Allocation	Prior Year Factor	Adjusted Prior Year Allocation	Adjusted Prior Year Factor	Annual Tax Increment	Current Year Allocation
1037	EL SCH GEN RIO	140,685.88	.2012261782	140,685.88	.2012261782	5,683.66	146,369.54
2007	HI SCH GEN OXNARD	99,394.16	.1421657201	99,394.16	.1421657201	4,015.49	103,409.65
2015	VTA COM COLLEGE GEN	40,380.48	.0577571272	40,380.48	.0577571272	1,631.36	42,011.84
2019	VTA COLLEGE CHILD CTR	208.56	.0002982782	208.56	.0002982782	8.42	216.98
4001	COUNTY GENERAL FUND	125,579.03	.1796185364	125,579.03	.1796185364	5,073.37	130,652.40
4002	E.R.A.F.	39,072.65	.0558864548	39,072.65	.0558864548	1,578.52	40,651.17
4004	E.R.A.F. 93-94 SHIFT	77,824.93	.1113147514	77,824.93	.1113147514	3,144.10	80,969.03
4005	VTA. CO. OFFICE EDUCATION	18,150.55	.0259611987	18,150.55	.0259611987	733.28	18,883.83
6100	* COUNTY FLOOD ZN ADM	1,781.37	.0025479570	1,781.37	.0025479570	71.97	1,853.34
6120	* COUNTY FLOOD ZN #2	17,551.97	.0251049738	17,551.97	.0251049738	709.09	18,261.06
7770	UNITED WTR CONS DIST	4,435.73	.0063445118	4,435.73	.0063445118	179.20	4,614.93
8031	CITY OXNARD DIST #1	128,742.14	.1841427557	128,742.14	.1841427557	5,201.14	133,943.28
8600	CALLEGUAS MUN WTR	5,335.58	.0076315567	5,335.58	.0076315567	215.55	5,551.13
TRA 03222	Totals:	699,143.03	1.0000000000	699,143.03	1.0000000000	28,245.15	727,388.18

*** Gross Assessed Valuation Information(Assessed valuations Minus Local Exemptions) ***

	Prior Year A/V	Transfers	Current Year AVI	A/V
Secured	70,022,288			72,847,303
Unsecured	14,400			13,900
State Assessed				
	70,036,688		2,824,515	72,861,203

Fund NO.	Description	Prior Year Allocation	Prior Year Factor	Adjusted Prior Year Allocation	Adjusted Prior Year Factor	Annual Tax Increment	Current Year Allocation
1037	EL SCH GEN RIO		.2012258331		.2012258331		
2007	HI SCH GEN OXNARD		.1421651072		.1421651072		
2015	VTA COM COLLEGE GEN		.0577570011		.0577570011		
2019	VTA COLLEGE CHILD CTR		.0002985151		.0002985151		
4001	COUNTY GENERAL FUND		.3067805462		.3067805462		
4005	VTA. CO. OFFICE EDUCATION		.0046485755		.0046485755		
6100	* COUNTY FLOOD ZN ADM		.0030303035		.0030303035		
6120	* COUNTY FLOOD ZN #2		.0308941200		.0308941200		
7770	UNITED WTR CONS DIST		.0105422968		.0105422968		
8031	CITY OXNARD DIST #1		.2426577015		.2426577015		
TRA 03223 Totals:			1.0000000000		1.0000000000		

No Taxable Parcels Within TRA=03223

Fund NO.	Description	Prior Year Allocation	Prior Year Factor	Adjusted Prior Year Allocation	Adjusted Prior Year Factor	Annual Tax Increment	Current Year Allocation
1037	EL SCH GEN RIO	103.45	.2015906792	103.45	.2015906792	2.30	105.75
2007	HI SCH GEN OXNARD	73.08	.1424285764	73.08	.1424285764	1.63	74.71
2015	VTA COM COLLEGE GEN	29.77	.0580109534	29.77	.0580109534	.66	30.43
2019	VTA COLLEGE CHILD CTR	.16	.0003662748	.16	.0003662748		.16
4001	COUNTY GENERAL FUND	93.45	.1821257892	93.45	.1821257892	2.08	95.53
4002	E.R.A.F.	26.77	.0521679980	26.77	.0521679980	.60	27.37
4004	E.R.A.F. 93-94 SHIFT	58.18	.1133882164	58.18	.1133882164	1.29	59.47
4005	VTA. CO. OFFICE EDUCATION	13.37	.0260403949	13.37	.0260403949	.30	13.67
6100	* COUNTY FLOOD ZN ADM	1.34	.0025813653	1.34	.0025813653	.03	1.37
6120	* COUNTY FLOOD ZN #2	13.19	.0257090034	13.19	.0257090034	.29	13.48
7770	UNITED WTR CONS DIST	3.25	.0063487634	3.25	.0063487634	.07	3.32
8031	CITY OXNARD DIST #1	97.12	.1892419856	97.12	.1892419856	2.16	99.28
TRA 03224	Totals:	513.13	1.0000000000	513.13	1.0000000000	11.41	524.54

*** Gross Assessed Valuation Information(Assessed valuations Minus Local Exemptions) ***

	Prior Year A/V	Transfers	Current Year AVI	A/V
Secured	57,065			58,206
Unsecured				
State Assessed				
	57,065		1,141	58,206

Fund NO.	Description	Prior Year Allocation	Prior Year Factor	Adjusted Prior Year Allocation	Adjusted Prior Year Factor	Annual Tax Increment	Current Year Allocation
1037	EL SCH GEN RIO	89.27	.2011659898	89.27	.2011659898	1.85	91.12
2007	HI SCH GEN OXNARD	63.07	.1421207510	63.07	.1421207510	1.31	64.38
2015	VTA COM COLLEGE GEN	25.62	.0577401768	25.62	.0577401768	.53	26.15
2019	VTA COLLEGE CHILD CTR	.12	.0002972921	.12	.0002972921		.12
4001	COUNTY GENERAL FUND	80.38	.1810206692	80.38	.1810206692	1.67	82.05
4002	E.R.A.F.	18.54	.0417871792	18.54	.0417871792	.38	18.92
4004	E.R.A.F. 93-94 SHIFT	44.46	.1001824064	44.46	.1001824064	.92	45.38
4005	VTA. CO. OFFICE EDUCATION	11.51	.0259551139	11.51	.0259551139	.24	11.75
6100	* COUNTY FLOOD ZN ADM	1.12	.0025194248	1.12	.0025194248	.02	1.14
6120	* COUNTY FLOOD ZN #2	11.01	.0248415282	11.01	.0248415282	.23	11.24
7770	UNITED WTR CONS DIST	2.76	.0062330569	2.76	.0062330569	.06	2.82
8031	CITY OXNARD DIST #1	92.42	.2082405345	92.42	.2082405345	1.91	94.33
8600	CALLEGUAS MUN WTR	3.50	.0078958772	3.50	.0078958772	.07	3.57
TRA 03225	Totals:	443.78	1.0000000000	443.78	1.0000000000	9.19	452.97

*** Gross Assessed Valuation Information(Assessed valuations Minus Local Exemptions) ***

	Prior Year A/V	Transfers	Current Year AVI	A/V
Secured	45,995			46,914
Unsecured				
State Assessed				
	45,995		919	46,914

Fund NO.	Description	Prior Year Allocation	Prior Year Factor	Adjusted Prior Year Allocation	Adjusted Prior Year Factor	Annual Tax Increment	Current Year Allocation
1037	EL SCH GEN RIO		.2012251214		.2012251214		
2007	HI SCH GEN OXNARD		.1421648360		.1421648360		
2015	VTA COM COLLEGE GEN		.0577568007		.0577568007		
2019	VTA COLLEGE CHILD CTR		.0002964398		.0002964398		
4001	COUNTY GENERAL FUND		.3007108764		.3007108764		
4005	VTA. CO. OFFICE EDUCATION		.0046476618		.0046476618		
6100	* COUNTY FLOOD ZN ADM		.0029643988		.0029643988		
6120	* COUNTY FLOOD ZN #2		.0302368683		.0302368683		
7770	UNITED WTR CONS DIST		.0103161080		.0103161080		
8031	CITY OXNARD DIST #1		.2374933429		.2374933429		
8600	CALLEGUAS MUN WTR		.0121875459		.0121875459		
TRA 03226 Totals:			1.0000000000		1.0000000000		

No Taxable Parcels Within TRA=03226

Fund NO.	Description	Prior Year Allocation	Prior Year Factor	Adjusted Prior Year Allocation	Adjusted Prior Year Factor	Annual Tax Increment	Current Year Allocation
1037	EL SCH GEN RIO	542.43	.2012198036	542.43	.2012198036	10.07	552.50
2007	HI SCH GEN OXNARD	383.26	.1421757508	383.26	.1421757508	7.12	390.38
2015	VTA COM COLLEGE GEN	155.71	.0577625640	155.71	.0577625640	2.89	158.60
2019	VTA COLLEGE CHILD CTR	.78	.0002953940	.78	.0002953940	.01	.79
4001	COUNTY GENERAL FUND	489.56	.1815978210	489.56	.1815978210	9.08	498.64
4002	E.R.A.F.	133.39	.0494784992	133.39	.0494784992	2.48	135.87
4004	E.R.A.F. 93-94 SHIFT	279.80	.1038005917	279.80	.1038005917	5.20	285.00
4005	VTA. CO. OFFICE EDUCATION	70.01	.0259729541	70.01	.0259729541	1.30	71.31
6100	* COUNTY FLOOD ZN ADM	6.90	.0025629776	6.90	.0025629776	.13	7.03
6120	* COUNTY FLOOD ZN #2	67.69	.0251084921	67.69	.0251084921	1.26	68.95
7770	UNITED WTR CONS DIST	17.21	.0063900678	17.21	.0063900678	.32	17.53
8031	CITY OXNARD DIST #1	528.38	.1960156559	528.38	.1960156559	9.81	538.19
8600	CALLEGUAS MUN WTR	20.55	.0076194282	20.55	.0076194282	.38	20.93
TRA 03227	Totals:	2,695.67	1.0000000000	2,695.67	1.0000000000	50.05	2,745.72

*** Gross Assessed Valuation Information(Assessed valuations Minus Local Exemptions) ***

	Prior Year A/V	Transfers	Current Year AVI	A/V
Secured	250,350			255,355
Unsecured	18,600			18,600
State Assessed				
	268,950		5,005	273,955

Fund NO.	Description	Prior Year Allocation	Prior Year Factor	Adjusted Prior Year Allocation	Adjusted Prior Year Factor	Annual Tax Increment	Current Year Allocation
1037	EL SCH GEN RIO		.2010993312		.2010993312		
2007	HI SCH GEN OXNARD		.1420750489		.1420750489		
2015	VTA COM COLLEGE GEN		.0577194911		.0577194911		
2019	VTA COLLEGE CHILD CTR		.0002980931		.0002980931		
4001	COUNTY GENERAL FUND		.3010637136		.3010637136		
4005	VTA. CO. OFFICE EDUCATION		.0046444838		.0046444838		
6100	* COUNTY FLOOD ZN ADM		.0029633024		.0029633024		
6120	* COUNTY FLOOD ZN #2		.0302163899		.0302163899		
7770	UNITED WTR CONS DIST		.0103098566		.0103098566		
8031	CITY OXNARD DIST #1		.2374253307		.2374253307		
8600	CALLEGUAS MUN WTR		.0121849587		.0121849587		
TRA 03228 Totals:			1.0000000000		1.0000000000		

No Taxable Parcels Within TRA=03228

Fund NO.	Description	Prior Year Allocation	Prior Year Factor	Adjusted Prior Year Allocation	Adjusted Prior Year Factor	Annual Tax Increment	Current Year Allocation
1037	EL SCH GEN RIO				.1955573244		
2007	HI SCH GEN OXNARD				.1381539285		
2015	VTA COM COLLEGE GEN				.0561268399		
2019	VTA COLLEGE CHILD CTR				.0002899811		
4001	COUNTY GENERAL FUND		1.0000000000		.2014906525		
4002	E.R.A.F.				.0528326965		
4004	E.R.A.F. 93-94 SHIFT				.1194557342		
4005	VTA. CO. OFFICE EDUCATION				.0251102166		
6100	* COUNTY FLOOD ZN ADM				.0026506450		
6120	* COUNTY FLOOD ZN #2				.0250927726		
7770	UNITED WTR CONS DIST				.0061337934		
8031	CITY OXNARD DIST #1				.1771054153		
TRA 03229	Totals:		1.0000000000		1.0000000000		

Fund NO.	Description	Prior Year Allocation	Prior Year Factor	Adjusted Prior Year Allocation	Adjusted Prior Year Factor	Annual Tax Increment	Current Year Allocation
1037	EL SCH GEN RIO	6,108.45	.2012058929	6,108.45	.2012058929	31.04	6,139.49
2007	HI SCH GEN OXNARD	4,315.77	.1421559468	4,315.77	.1421559468	21.93	4,337.70
2015	VTA COM COLLEGE GEN	1,753.39	.0577549407	1,753.39	.0577549407	8.91	1,762.30
2019	VTA COLLEGE CHILD CTR	8.28	.0002730866	8.28	.0002730866	.04	8.32
4001	COUNTY GENERAL FUND	5,457.24	.1797545789	5,457.24	.1797545789	27.73	5,484.97
4002	E.R.A.F.	1,696.60	.0558842525	1,696.60	.0558842525	8.62	1,705.22
4004	E.R.A.F. 93-94 SHIFT	3,381.19	.1113725355	3,381.19	.1113725355	17.18	3,398.37
4005	VTA. CO. OFFICE EDUCATION	785.44	.0258721461	785.44	.0258721461	3.99	789.43
6100	* COUNTY FLOOD ZN ADM	76.94	.0025350290	76.94	.0025350290	.39	77.33
6120	* COUNTY FLOOD ZN #2	761.88	.0250954558	761.88	.0250954558	3.87	765.75
7770	UNITED WTR CONS DIST	192.30	.0063342263	192.30	.0063342263	.98	193.28
8031	CITY OXNARD DIST #1	5,589.99	.1841282957	5,589.99	.1841282957	28.40	5,618.39
8600	CALLEGUAS MUN WTR	231.75	.0076336132	231.75	.0076336132	1.18	232.93
TRA 03230	Totals:	30,359.22	1.0000000000	30,359.22	1.0000000000	154.26	30,513.48

*** Gross Assessed Valuation Information(Assessed valuations Minus Local Exemptions) ***

	Prior Year A/V	Transfers	Current Year AVI	A/V
Secured	2,856,366			2,913,492
Unsecured	182,000			140,300
State Assessed				
	3,038,366		15,426	3,053,792

Fund NO.	Description	Prior Year Allocation	Prior Year Factor	Adjusted Prior Year Allocation	Adjusted Prior Year Factor	Annual Tax Increment	Current Year Allocation
1037	EL SCH GEN RIO	374.70	.2012270143	374.70	.2012270143	8.30	383.00
2007	HI SCH GEN OXNARD	264.71	.1421669473	264.71	.1421669473	5.86	270.57
2015	VTA COM COLLEGE GEN	107.55	.0577563643	107.55	.0577563643	2.38	109.93
2019	VTA COLLEGE CHILD CTR	.55	.0003000850	.55	.0003000850	.01	.56
4001	COUNTY GENERAL FUND	396.12	.2127399305	396.12	.2127399305	8.77	404.89
4002	E.R.A.F.	97.10	.0521352302	97.10	.0521352302	2.15	99.25
4004	E.R.A.F. 93-94 SHIFT	223.96	.1202577253	223.96	.1202577253	4.96	228.92
4005	VTA. CO. OFFICE EDUCATION	48.34	.0259607894	48.34	.0259607894	1.07	49.41
6100	* COUNTY FLOOD ZN ADM	4.84	.0026022847	4.84	.0026022847	.11	4.95
6120	* COUNTY FLOOD ZN #2	47.78	.0256515657	47.78	.0256515657	1.06	48.84
7770	UNITED WTR CONS DIST	11.80	.0063327707	11.80	.0063327707	.26	12.06
8031	CITY OXNARD DIST #1	284.67	.1528692926	284.67	.1528692926	6.30	290.97
TRA 03231	Totals:	1,862.12	1.0000000000	1,862.12	1.0000000000	41.23	1,903.35

*** Gross Assessed Valuation Information(Assessed valuations Minus Local Exemptions) ***

	Prior Year A/V	Transfers	Current Year AVI	A/V
Secured	206,171			210,294
Unsecured				
State Assessed				
	206,171		4,123	210,294

Fund NO.	Description	Prior Year Allocation	Prior Year Factor	Adjusted Prior Year Allocation	Adjusted Prior Year Factor	Annual Tax Increment	Current Year Allocation
1031	EL SCH GEN OXNARD		.2034209568		.2034209568		
2007	HI SCH GEN OXNARD		.1434041594		.1434041594		
2015	VTA COM COLLEGE GEN		.0582604379		.0582604379		
2019	VTA COLLEGE CHILD CTR		.0003011012		.0003011012		
4001	COUNTY GENERAL FUND		.3002989029		.3002989029		
4005	VTA. CO. OFFICE EDUCATION		.0046893476		.0046893476		
6100	* COUNTY FLOOD ZN ADM		.0030567433		.0030567433		
6120	* COUNTY FLOOD ZN #2		.0311633357		.0311633357		
7770	UNITED WTR CONS DIST		.0106340882		.0106340882		
8031	CITY OXNARD DIST #1		.2447709270		.2447709270		
TRA 03232 Totals:			1.0000000000		1.0000000000		

No Taxable Parcels Within TRA=03232

Fund NO.	Description	Prior Year Allocation	Prior Year Factor	Adjusted Prior Year Allocation	Adjusted Prior Year Factor	Annual Tax Increment	Current Year Allocation
1031	EL SCH GEN OXNARD		.2034173530		.2034173530		
2007	HI SCH GEN OXNARD		.1434088681		.1434088681		
2015	VTA COM COLLEGE GEN		.0582676244		.0582676244		
2019	VTA COLLEGE CHILD CTR		.0003072107		.0003072107		
4001	COUNTY GENERAL FUND		.1854570568		.1854570568		
4002	E.R.A.F.		.0511259589		.0511259589		
4004	E.R.A.F. 93-94 SHIFT		.1147240782		.1147240782		
4005	VTA. CO. OFFICE EDUCATION		.0170007424		.0170007424		
6100	* COUNTY FLOOD ZN ADM		.0026350461		.0026350461		
6120	* COUNTY FLOOD ZN #2		.0258437215		.0258437215		
7770	UNITED WTR CONS DIST		.0063845583		.0063845583		
8031	CITY OXNARD DIST #1		.1914277816		.1914277816		
TRA 03233 Totals:			1.0000000000		1.0000000000		

Fund NO.	Description	Prior Year Allocation	Prior Year Factor	Adjusted Prior Year Allocation	Adjusted Prior Year Factor	Annual Tax Increment	Current Year Allocation
1037	EL SCH GEN RIO	508,440.13	.2012258067	508,440.13	.2012258067	5,849.48	514,289.61
2007	HI SCH GEN OXNARD	359,211.65	.1421655258	359,211.65	.1421655258	4,132.64	363,344.29
2015	VTA COM COLLEGE GEN	145,936.24	.0577573180	145,936.24	.0577573180	1,678.96	147,615.20
2019	VTA COLLEGE CHILD CTR	755.15	.0002988657	755.15	.0002988657	8.69	763.84
4001	COUNTY GENERAL FUND	463,723.64	.1835283299	463,723.64	.1835283299	5,335.04	469,058.68
4002	E.R.A.F.	132,859.51	.0525819293	132,859.51	.0525819293	1,528.52	134,388.03
4004	E.R.A.F. 93-94 SHIFT	287,382.80	.1137377651	287,382.80	.1137377651	3,306.27	290,689.07
4005	VTA. CO. OFFICE EDUCATION	65,595.25	.0259607004	65,595.25	.0259607004	754.66	66,349.91
6100	* COUNTY FLOOD ZN ADM	6,577.70	.0026032528	6,577.70	.0026032528	75.67	6,653.37
6120	* COUNTY FLOOD ZN #2	64,813.51	.0256512876	64,813.51	.0256512876	745.66	65,559.17
7770	UNITED WTR CONS DIST	16,014.16	.0063379426	16,014.16	.0063379426	184.24	16,198.40
8031	CITY OXNARD DIST #1	475,404.50	.1881512761	475,404.50	.1881512761	5,469.41	480,873.91
TRA 03234	Totals:	2,526,714.24	1.0000000000	2,526,714.24	1.0000000000	29,069.24	2,555,783.48

*** Gross Assessed Valuation Information(Assessed valuations Minus Local Exemptions) ***

	Prior Year	Transfers	Current Year	AVI	A/V
Secured	240,901,176		243,156,339		
Unsecured	11,832,645		12,484,406		
State Assessed					
	252,733,821		2,906,924		255,640,745

Fund NO.	Description	Prior Year Allocation	Prior Year Factor	Adjusted Prior Year Allocation	Adjusted Prior Year Factor	Annual Tax Increment	Current Year Allocation
1037	EL SCH GEN RIO	176,776.31	.2012262752	176,776.31	.2012262752	6,996.35	183,772.66
2007	HI SCH GEN OXNARD	124,891.59	.1421653234	124,891.59	.1421653234	4,942.88	129,834.47
2015	VTA COM COLLEGE GEN	50,739.48	.0577572318	50,739.48	.0577572318	2,008.14	52,747.62
2019	VTA COLLEGE CHILD CTR	262.40	.0002986881	262.40	.0002986881	10.38	272.78
4001	COUNTY GENERAL FUND	161,228.36	.1835279298	161,228.36	.1835279298	6,380.99	167,609.35
4002	E.R.A.F.	46,192.76	.0525816669	46,192.76	.0525816669	1,828.19	48,020.95
4004	E.R.A.F. 93-94 SHIFT	99,918.12	.1137377963	99,918.12	.1137377963	3,954.50	103,872.62
4005	VTA. CO. OFFICE EDUCATION	22,806.68	.0259610541	22,806.68	.0259610541	902.63	23,709.31
6100	* COUNTY FLOOD ZN ADM	2,286.96	.0026032590	2,286.96	.0026032590	90.51	2,377.47
6120	* COUNTY FLOOD ZN #2	22,534.44	.0256511829	22,534.44	.0256511829	891.85	23,426.29
7770	UNITED WTR CONS DIST	5,567.73	.0063377830	5,567.73	.0063377830	220.36	5,788.09
8031	CITY OXNARD DIST #1	165,290.51	.1881518095	165,290.51	.1881518095	6,541.77	171,832.28
TRA 03235	Totals:	878,495.34	1.0000000000	878,495.34	1.0000000000	34,768.55	913,263.89

*** Gross Assessed Valuation Information(Assessed valuations Minus Local Exemptions) ***

	Prior Year	Transfers	Current Year	AVI	A/V
Secured	87,996,441				91,390,896
Unsecured					82,400
State Assessed					
	87,996,441		3,476,855		91,473,296

Fund NO.	Description	Prior Year Allocation	Prior Year Factor	Adjusted Prior Year Allocation	Adjusted Prior Year Factor	Annual Tax Increment	Current Year Allocation
1037	EL SCH GEN RIO	151,685.58	.1889255835	151,685.58	.1889255835	4,171.41	155,856.99
2007	HI SCH GEN OXNARD	107,156.94	.1334648688	107,156.94	.1334648688	2,946.85	110,103.79
2015	VTA COM COLLEGE GEN	43,538.50	.0542275693	43,538.50	.0542275693	1,197.32	44,735.82
2019	VTA COLLEGE CHILD CTR	222.75	.0002774577	222.75	.0002774577	6.13	228.88
4001	COUNTY GENERAL FUND	166,834.19	.2077932439	166,834.19	.2077932439	4,588.01	171,422.20
4002	E.R.A.F.	47,078.02	.0586360644	47,078.02	.0586360644	1,294.66	48,372.68
4004	E.R.A.F. 93-94 SHIFT	97,015.11	.1208331264	97,015.11	.1208331264	2,667.95	99,683.06
4005	VTA. CO. OFFICE EDUCATION	19,564.70	.0243679988	19,564.70	.0243679988	538.04	20,102.74
6100	* COUNTY FLOOD ZN ADM	1,961.57	.0024431693	1,961.57	.0024431693	53.94	2,015.51
6120	* COUNTY FLOOD ZN #2	19,340.46	.0240887248	19,340.46	.0240887248	531.87	19,872.33
7770	UNITED WTR CONS DIST	5,017.13	.0062488994	5,017.13	.0062488994	137.97	5,155.10
8031	CITY OXNARD DIST #1	134,862.74	.1679726358	134,862.74	.1679726358	3,708.77	138,571.51
8600	CALLEGUAS MUN WTR	8,607.46	.0107206579	8,607.46	.0107206579	236.71	8,844.17
TRA 03236	Totals:	802,885.15	1.0000000000	802,885.15	1.0000000000	22,079.63	824,964.78

*** Gross Assessed Valuation Information(Assessed valuations Minus Local Exemptions) ***

	Prior Year A/V	Transfers	Current Year AVI	A/V
Secured	77,927,573		80,101,986	
Unsecured	2,496,700		2,530,250	
State Assessed				
	80,424,273		2,207,963	82,632,236

Fund NO.	Description	Prior Year Allocation	Prior Year Factor	Adjusted Prior Year Allocation	Adjusted Prior Year Factor	Annual Tax Increment	Current Year Allocation
1037	EL SCH GEN RIO	13,683.90	.2011169582	13,683.90	.2011169582	249.08	13,932.98
2007	HI SCH GEN OXNARD	9,665.51	.1420574730	9,665.51	.1420574730	175.94	9,841.45
2015	VTA COM COLLEGE GEN	3,927.11	.0577181035	3,927.11	.0577181035	71.48	3,998.59
2019	VTA COLLEGE CHILD CTR	21.08	.0003095496	21.08	.0003095496	.38	21.46
4001	COUNTY GENERAL FUND	12,237.36	.1798552300	12,237.36	.1798552300	222.75	12,460.11
4002	E.R.A.F.	3,803.46	.0559010903	3,803.46	.0559010903	69.23	3,872.69
4004	E.R.A.F. 93-94 SHIFT	7,579.37	.1113965465	7,579.37	.1113965465	137.96	7,717.33
4005	VTA. CO. OFFICE EDUCATION	1,766.81	.0259678885	1,766.81	.0259678885	32.16	1,798.97
6100	* COUNTY FLOOD ZN ADM	171.70	.0025238779	171.70	.0025238779	3.13	174.83
6120	* COUNTY FLOOD ZN #2	1,706.26	.0250779433	1,706.26	.0250779433	31.06	1,737.32
7770	UNITED WTR CONS DIST	431.20	.0063374735	431.20	.0063374735	7.85	439.05
8031	CITY OXNARD DIST #1	12,527.20	.1841167443	12,527.20	.1841167443	228.03	12,755.23
8600	CALLEGUAS MUN WTR	518.53	.0076211214	518.53	.0076211214	9.44	527.97
TRA 03237	Totals:	68,039.49	1.0000000000	68,039.49	1.0000000000	1,238.49	69,277.98

*** Gross Assessed Valuation Information(Assessed valuations Minus Local Exemptions) ***

	Prior Year A/V	Transfers	Current Year AVI	A/V
Secured	6,720,124			6,854,523
Unsecured	87,200			76,650
State Assessed				
	6,807,324		123,849	6,931,173

Fund NO.	Description	Prior Year Allocation	Prior Year Factor	Adjusted Prior Year Allocation	Adjusted Prior Year Factor	Annual Tax Increment	Current Year Allocation
1031	EL SCH GEN OXNARD	58,403.23	.2022177251	58,403.23	.2022177251	738.55	59,141.78
2007	HI SCH GEN OXNARD	41,171.95	.1425554780	41,171.95	.1425554780	520.65	41,692.60
2015	VTA COM COLLEGE GEN	16,726.97	.0579162596	16,726.97	.0579162596	211.53	16,938.50
2019	VTA COLLEGE CHILD CTR	86.63	.0003000698	86.63	.0003000698	1.10	87.73
4001	COUNTY GENERAL FUND	52,939.02	.1832981713	52,939.02	.1832981713	669.45	53,608.47
4002	E.R.A.F.	15,714.05	.0544090412	15,714.05	.0544090412	198.72	15,912.77
4004	E.R.A.F. 93-94 SHIFT	32,965.72	.1141418378	32,965.72	.1141418378	416.88	33,382.60
4005	VTA. CO. OFFICE EDUCATION	4,891.67	.0169371227	4,891.67	.0169371227	61.86	4,953.53
6100	* COUNTY FLOOD ZN ADM	748.41	.0025913104	748.41	.0025913104	9.46	757.87
6120	* COUNTY FLOOD ZN #2	7,371.84	.0255246154	7,371.84	.0255246154	93.22	7,465.06
7770	UNITED WTR CONS DIST	1,840.49	.0063726218	1,840.49	.0063726218	23.27	1,863.76
8031	CITY OXNARD DIST #1	55,144.95	.1909361318	55,144.95	.1909361318	697.35	55,842.30
8600	CALLEGUAS MUN WTR	808.55	.0027996151	808.55	.0027996151	10.22	818.77
TRA 03238	Totals:	288,813.48	1.0000000000	288,813.48	1.0000000000	3,652.26	292,465.74

*** Gross Assessed Valuation Information(Assessed valuations Minus Local Exemptions) ***

	Prior Year A/V	Transfers	Current Year AVI	A/V
Secured	28,864,760			29,229,986
Unsecured				
State Assessed				
	28,864,760		365,226	29,229,986

Fund NO.	Description	Prior Year Allocation	Prior Year Factor	Adjusted Prior Year Allocation	Adjusted Prior Year Factor	Annual Tax Increment	Current Year Allocation
1031	EL SCH GEN OXNARD		.1995896486		.1995896486		
2007	HI SCH GEN OXNARD		.1406975975		.1406975975		
2015	VTA COM COLLEGE GEN		.0571712225		.0571712225		
2019	VTA COLLEGE CHILD CTR		.0002912172		.0002912172		
4001	COUNTY GENERAL FUND		.1850817391		.1850817391		
4002	E.R.A.F.		.0600966311		.0600966311		
4004	E.R.A.F. 93-94 SHIFT		.1142100735		.1142100735		
4005	VTA. CO. OFFICE EDUCATION		.0151168178		.0151168178		
6100	* COUNTY FLOOD ZN ADM		.0025680058		.0025680058		
6120	* COUNTY FLOOD ZN #2		.0253888411		.0253888411		
7770	UNITED WTR CONS DIST		.0128797406		.0128797406		
8031	CITY OXNARD DIST #1		.1869084652		.1869084652		
TRA 03239 Totals:			1.0000000000		1.0000000000		

No Taxable Parcels Within TRA=03239

Fund NO.	Description	Prior Year Allocation	Prior Year Factor	Adjusted Prior Year Allocation	Adjusted Prior Year Factor	Annual Tax Increment	Current Year Allocation
1031	EL SCH GEN OXNARD	3,000.34	.2022166061	3,000.34	.2022166061	59.64	3,059.98
2007	HI SCH GEN OXNARD	2,115.12	.1425544984	2,115.12	.1425544984	42.05	2,157.17
2015	VTA COM COLLEGE GEN	859.30	.0579148898	859.30	.0579148898	17.08	876.38
2019	VTA COLLEGE CHILD CTR	4.46	.0003002434	4.46	.0003002434	.09	4.55
4001	COUNTY GENERAL FUND	2,582.48	.1740525525	2,582.48	.1740525525	51.32	2,633.80
4002	E.R.A.F.	842.48	.0567811462	842.48	.0567811462	16.75	859.23
4004	E.R.A.F. 93-94 SHIFT	1,489.65	.1003981854	1,489.65	.1003981854	29.61	1,519.26
4005	VTA. CO. OFFICE EDUCATION	251.35	.0169396870	251.35	.0169396870	5.00	256.35
6100	* COUNTY FLOOD ZN ADM	36.47	.0024584816	36.47	.0024584816	.73	37.20
6120	* COUNTY FLOOD ZN #2	359.63	.0242379700	359.63	.0242379700	7.15	366.78
7735	OXNARD DRAIN #1	56.82	.0038290584	56.82	.0038290584	1.13	57.95
7770	UNITED WTR CONS DIST	90.58	.0061041852	90.58	.0061041852	1.80	92.38
8031	CITY OXNARD DIST #1	2,786.63	.1878125626	2,786.63	.1878125626	55.40	2,842.03
8600	CALLEGUAS MUN WTR	362.03	.0243999334	362.03	.0243999334	7.20	369.23
TRA 03240	Totals:	14,837.34	1.0000000000	14,837.34	1.0000000000	294.95	15,132.29

*** Gross Assessed Valuation Information(Assessed valuations Minus Local Exemptions) ***

	Prior Year A/V	Transfers	Current Year AVI	A/V
Secured	1,474,796			1,504,291
Unsecured				
State Assessed				
	1,474,796		29,495	1,504,291

Fund NO.	Description	Prior Year Allocation	Prior Year Factor	Adjusted Prior Year Allocation	Adjusted Prior Year Factor	Annual Tax Increment	Current Year Allocation
1031	EL SCH GEN OXNARD	382.32	.1927198623	382.32	.1927198623	11.41	393.73
2007	HI SCH GEN OXNARD	269.54	.1358467142	269.54	.1358467142	8.05	277.59
2015	VTA COM COLLEGE GEN	109.48	.0551866297	109.48	.0551866297	3.27	112.75
2019	VTA COLLEGE CHILD CTR	.54	.0002810864	.54	.0002810864	.02	.56
4001	COUNTY GENERAL FUND	403.35	.2033216037	403.35	.2033216037	12.04	415.39
4002	E.R.A.F.	115.37	.0581449579	115.37	.0581449579	3.44	118.81
4004	E.R.A.F. 93-94 SHIFT	237.54	.1197382860	237.54	.1197382860	7.09	244.63
4005	VTA. CO. OFFICE EDUCATION	32.06	.0161500714	32.06	.0161500714	.96	33.02
6100	* COUNTY FLOOD ZN ADM	4.94	.0024896802	4.94	.0024896802	.15	5.09
6120	* COUNTY FLOOD ZN #2	48.61	.0245088001	48.61	.0245088001	1.45	50.06
7735	OXNARD DRAIN #1	7.72	.0038822287	7.72	.0038822287	.23	7.95
7770	UNITED WTR CONS DIST	12.52	.0063047394	12.52	.0063047394	.37	12.89
8031	CITY OXNARD DIST #1	342.95	.1728677379	342.95	.1728677379	10.24	353.19
8600	CALLEGUAS MUN WTR	16.99	.0085576021	16.99	.0085576021	.51	17.50
TRA 03241	Totals:	1,983.93	1.0000000000	1,983.93	1.0000000000	59.23	2,043.16

*** Gross Assessed Valuation Information(Assessed valuations Minus Local Exemptions) ***

	Prior Year A/V	Transfers	Current Year AVI	A/V
Secured	296,191			302,114
Unsecured				
State Assessed				
	296,191		5,923	302,114

Fund NO.	Description	Prior Year Allocation	Prior Year Factor	Adjusted Prior Year Allocation	Adjusted Prior Year Factor	Annual Tax Increment	Current Year Allocation
1031	EL SCH GEN OXNARD		.1926687321		.1926687321		
2007	HI SCH GEN OXNARD		.1358181012		.1358181012		
2015	VTA COM COLLEGE GEN		.0551756417		.0551756417		
2019	VTA COLLEGE CHILD CTR		.0002808297		.0002808297		
4001	COUNTY GENERAL FUND		.3281329088		.3281329088		
4005	VTA. CO. OFFICE EDUCATION		.0044374585		.0044374585		
6100	* COUNTY FLOOD ZN ADM		.0028920530		.0028920530		
6120	* COUNTY FLOOD ZN #2		.0295166773		.0295166773		
7735	OXNARD DRAIN #1		.0044341528		.0044341528		
7770	UNITED WTR CONS DIST		.0100704538		.0100704538		
8031	CITY OXNARD DIST #1		.2228960930		.2228960930		
8600	CALLEGUAS MUN WTR		.0136768981		.0136768981		
TRA 03242 Totals:			1.0000000000		1.0000000000		

Fund NO.	Description	Prior Year Allocation	Prior Year Factor	Adjusted Prior Year Allocation	Adjusted Prior Year Factor	Annual Tax Increment	Current Year Allocation
1031	EL SCH GEN OXNARD	3,398.43	.1995922017	3,398.43	.1995922017	66.24	3,464.67
2007	HI SCH GEN OXNARD	2,395.67	.1407003248	2,395.67	.1407003248	46.70	2,442.37
2015	VTA COM COLLEGE GEN	973.28	.0571624444	973.28	.0571624444	18.97	992.25
2019	VTA COLLEGE CHILD CTR	4.98	.0002925971	4.98	.0002925971	.10	5.08
4001	COUNTY GENERAL FUND	3,161.39	.1856668605	3,161.39	.1856668605	61.62	3,223.01
4002	E.R.A.F.	983.32	.0577522263	983.32	.0577522263	19.17	1,002.49
4004	E.R.A.F. 93-94 SHIFT	1,916.93	.1125829891	1,916.93	.1125829891	37.36	1,954.29
4005	VTA. CO. OFFICE EDUCATION	284.42	.0167050855	284.42	.0167050855	5.54	289.96
6100	* COUNTY FLOOD ZN ADM	43.84	.0025749181	43.84	.0025749181	.85	44.69
6120	* COUNTY FLOOD ZN #2	432.27	.0253868538	432.27	.0253868538	8.43	440.70
7770	UNITED WTR CONS DIST	109.90	.0064549501	109.90	.0064549501	2.14	112.04
8031	CITY OXNARD DIST #1	3,171.44	.1862621986	3,171.44	.1862621986	61.82	3,233.26
8600	CALLEGUAS MUN WTR	150.96	.0088663500	150.96	.0088663500	2.94	153.90
TRA 03243	Totals:	17,026.83	1.0000000000	17,026.83	1.0000000000	331.88	17,358.71

*** Gross Assessed Valuation Information(Assessed valuations Minus Local Exemptions) ***

	Prior Year A/V	Transfers	Current Year AVI	A/V
Secured	1,659,434			1,692,622
Unsecured				
State Assessed				
	1,659,434		33,188	1,692,622

Fund NO.	Description	Prior Year Allocation	Prior Year Factor	Adjusted Prior Year Allocation	Adjusted Prior Year Factor	Annual Tax Increment	Current Year Allocation
1031	EL SCH GEN OXNARD	68,032.96	.1674903010	68,032.96	.1674903010	1,163.90	69,196.86
2007	HI SCH GEN OXNARD	47,960.73	.1180744787	47,960.73	.1180744787	820.50	48,781.23
2015	VTA COM COLLEGE GEN	19,484.93	.0479699465	19,484.93	.0479699465	333.34	19,818.27
2019	VTA COLLEGE CHILD CTR	100.76	.0002480587	100.76	.0002480587	1.72	102.48
4001	COUNTY GENERAL FUND	70,289.64	.1730459096	70,289.64	.1730459096	1,202.51	71,492.15
4002	E.R.A.F.	14,155.68	.0348498192	14,155.68	.0348498192	242.17	14,397.85
4004	E.R.A.F. 93-94 SHIFT	34,159.57	.0840973970	34,159.57	.0840973970	584.40	34,743.97
4005	VTA. CO. OFFICE EDUCATION	5,696.42	.0140240105	5,696.42	.0140240105	97.45	5,793.87
6100	* COUNTY FLOOD ZN ADM	838.69	.0020647314	838.69	.0020647314	14.35	853.04
6120	* COUNTY FLOOD ZN #2	8,264.68	.0203467662	8,264.68	.0203467662	141.39	8,406.07
7770	UNITED WTR CONS DIST	2,077.24	.0051139770	2,077.24	.0051139770	35.54	2,112.78
8031	CITY OXNARD DIST #1	131,043.95	.3226169238	131,043.95	.3226169238	2,241.87	133,285.82
8600	CALLEGUAS MUN WTR	4,085.33	.0100576804	4,085.33	.0100576804	69.89	4,155.22
TRA 03244	Totals:	406,190.58	1.0000000000	406,190.58	1.0000000000	6,949.03	413,139.61

*** Gross Assessed Valuation Information(Assessed valuations Minus Local Exemptions) ***

	Prior Year A/V	Transfers	Current Year AVI	A/V
Secured	34,745,190			35,440,093
Unsecured				
State Assessed				
	34,745,190		694,903	35,440,093

Fund NO.	Description	Prior Year Allocation	Prior Year Factor	Adjusted Prior Year Allocation	Adjusted Prior Year Factor	Annual Tax Increment	Current Year Allocation
1031	EL SCH GEN OXNARD		.1848088552		.1848088552		
2007	HI SCH GEN OXNARD		.1302771099		.1302771099		
2015	VTA COM COLLEGE GEN		.0529271105		.0529271105		
2019	VTA COLLEGE CHILD CTR		.0002732699		.0002732699		
4001	COUNTY GENERAL FUND		.3597746849		.3597746849		
4005	VTA. CO. OFFICE EDUCATION		.0042592968		.0042592968		
6100	* COUNTY FLOOD ZN ADM		.0027769892		.0027769892		
6120	* COUNTY FLOOD ZN #2		.0283137741		.0283137741		
7770	UNITED WTR CONS DIST		.0096618850		.0096618850		
8031	CITY OXNARD DIST #1		.2138043113		.2138043113		
8600	CALLEGUAS MUN WTR		.0131227132		.0131227132		
TRA 03245 Totals:			1.0000000000		1.0000000000		

No Taxable Parcels Within TRA=03245

Fund NO.	Description	Prior Year Allocation	Prior Year Factor	Adjusted Prior Year Allocation	Adjusted Prior Year Factor	Annual Tax Increment	Current Year Allocation
1037	EL SCH GEN RIO	2,222.64	.2012248314	2,222.64	.2012248314	44.41	2,267.05
2007	HI SCH GEN OXNARD	1,570.31	.1421659173	1,570.31	.1421659173	31.37	1,601.68
2015	VTA COM COLLEGE GEN	637.97	.0577574424	637.97	.0577574424	12.75	650.72
2019	VTA COLLEGE CHILD CTR	3.29	.0002984379	3.29	.0002984379	.07	3.36
4001	COUNTY GENERAL FUND	2,028.78	.1836752714	2,028.78	.1836752714	40.53	2,069.31
4002	E.R.A.F.	499.94	.0452619013	499.94	.0452619013	9.99	509.93
4004	E.R.A.F. 93-94 SHIFT	1,098.07	.0994116006	1,098.07	.0994116006	21.94	1,120.01
4005	VTA. CO. OFFICE EDUCATION	286.76	.0259605638	286.76	.0259605638	5.73	292.49
6100	* COUNTY FLOOD ZN ADM	28.13	.0025482004	28.13	.0025482004	.56	28.69
6120	* COUNTY FLOOD ZN #2	277.36	.0251111637	277.36	.0251111637	5.54	282.90
7770	UNITED WTR CONS DIST	71.07	.0064349564	71.07	.0064349564	1.42	72.49
8031	CITY OXNARD DIST #1	2,237.99	.2026145984	2,237.99	.2026145984	44.72	2,282.71
8600	CALLEGUAS MUN WTR	83.23	.0075351150	83.23	.0075351150	1.66	84.89
TRA 03246	Totals:	11,045.54	1.0000000000	11,045.54	1.0000000000	220.69	11,266.23

*** Gross Assessed Valuation Information(Assessed valuations Minus Local Exemptions) ***

	Prior Year A/V	Transfers	Current Year AVI	A/V
Secured	1,103,477			1,125,546
Unsecured				
State Assessed				
	1,103,477		22,069	1,125,546

Fund NO.	Description	Prior Year Allocation	Prior Year Factor	Adjusted Prior Year Allocation	Adjusted Prior Year Factor	Annual Tax Increment	Current Year Allocation
1037	EL SCH GEN RIO	30,483.19	.2012253496	30,483.19	.2012253496	1,874.84	32,358.03
2007	HI SCH GEN OXNARD	21,536.32	.1421653752	21,536.32	.1421653752	1,324.57	22,860.89
2015	VTA COM COLLEGE GEN	8,749.52	.0577572903	8,749.52	.0577572903	538.13	9,287.65
2019	VTA COLLEGE CHILD CTR	45.17	.0002981742	45.17	.0002981742	2.78	47.95
4001	COUNTY GENERAL FUND	29,953.85	.1836747797	29,953.85	.1836747797	1,711.34	31,665.19
4002	E.R.A.F.	6,782.55	.0452627118	6,782.55	.0452627118	421.72	7,204.27
4004	E.R.A.F. 93-94 SHIFT	14,976.58	.0994120311	14,976.58	.0994120311	926.23	15,902.81
4005	VTA. CO. OFFICE EDUCATION	3,932.67	.0259602257	3,932.67	.0259602257	241.87	4,174.54
6100	* COUNTY FLOOD ZN ADM	386.04	.0025482766	386.04	.0025482766	23.74	409.78
6120	* COUNTY FLOOD ZN #2	3,804.12	.0251113512	3,804.12	.0251113512	233.97	4,038.09
7770	UNITED WTR CONS DIST	975.28	.0064338229	975.28	.0064338229	59.94	1,035.22
8031	CITY OXNARD DIST #1	28,721.66	.2026148794	28,721.66	.2026148794	1,887.79	30,609.45
8600	CALLEGUAS MUN WTR	1,140.89	.0075357323	1,140.89	.0075357323	70.21	1,211.10
TRA 03247	Totals:	151,487.84	1.0000000000	151,487.84	1.0000000000	9,317.13	160,804.97

*** Gross Assessed Valuation Information(Assessed valuations Minus Local Exemptions) ***

	Prior Year A/V	Transfers	Current Year AVI	A/V
Secured	15,236,801			16,168,514
Unsecured	72,800			72,800
State Assessed				
	15,309,601		931,713	16,241,314

Fund NO.	Description	Prior Year Allocation	Prior Year Factor	Adjusted Prior Year Allocation	Adjusted Prior Year Factor	Annual Tax Increment	Current Year Allocation
1037	EL SCH GEN RIO		.2009385665		.2009385665		
2007	HI SCH GEN OXNARD		.1419989077		.1419989077		
2015	VTA COM COLLEGE GEN		.0577553249		.0577553249		
2019	VTA COLLEGE CHILD CTR		.0002730748		.0002730748		
4001	COUNTY GENERAL FUND		.2053952859		.2053952859		
4002	E.R.A.F.		.0483148464		.0483148464		
4004	E.R.A.F. 93-94 SHIFT		.1142811433		.1142811433		
4005	VTA. CO. OFFICE EDUCATION		.0043278333		.0043278333		
6100	* COUNTY FLOOD ZN ADM		.0024530717		.0024530717		
6120	* COUNTY FLOOD ZN #2		.0256505973		.0256505973		
7770	UNITED WTR CONS DIST		.0086390785		.0086390785		
8031	CITY OXNARD DIST #1		.1899722697		.1899722697		
TRA 03248 Totals:			1.0000000000		1.0000000000		

No Taxable Parcels Within TRA=03248

Fund NO.	Description	Prior Year Allocation	Prior Year Factor	Adjusted Prior Year Allocation	Adjusted Prior Year Factor	Annual Tax Increment	Current Year Allocation
1029	EL SCH GEN OCN VIEW		.1823783143		.1823783143		
2007	HI SCH GEN OXNARD		.1385392523		.1385392523		
2015	VTA COM COLLEGE GEN		.0560247789		.0560247789		
2019	VTA COLLEGE CHILD CTR		.0001995614		.0001995614		
4001	COUNTY GENERAL FUND		.3369619239		.3369619239		
4005	VTA. CO. OFFICE EDUCATION		.0044236106		.0044236106		
6100	* COUNTY FLOOD ZN ADM		.0029718950		.0029718950		
6120	* COUNTY FLOOD ZN #2		.0308119346		.0308119346		
7770	UNITED WTR CONS DIST		.0104401113		.0104401113		
8031	CITY OXNARD DIST #1		.2372486177		.2372486177		
TRA 03251 Totals:			1.0000000000		1.0000000000		

No Taxable Parcels Within TRA=03251

Fund NO.	Description	Prior Year Allocation	Prior Year Factor	Adjusted Prior Year Allocation	Adjusted Prior Year Factor	Annual Tax Increment	Current Year Allocation
1031	EL SCH GEN OXNARD	114,824.91	.2022189890	114,824.91	.2022189890	3,669.64	118,494.55
2007	HI SCH GEN OXNARD	80,947.01	.1425563654	80,947.01	.1425563654	2,586.95	83,533.96
2019	VTA COLLEGE CHILD CTR	169.67	.0002988073	169.67	.0002988073	5.42	175.09
4001	COUNTY GENERAL FUND	155,270.46	.2734478152	155,270.46	.2734478152	4,962.22	160,232.68
4002	E.R.A.F.	30,245.08	.0532648266	30,245.08	.0532648266	966.59	31,211.67
4004	E.R.A.F. 93-94 SHIFT	56,785.96	.1000062060	56,785.96	.1000062060	1,814.80	58,600.76
4005	VTA. CO. OFFICE EDUCATION	9,618.98	.0169400753	9,618.98	.0169400753	307.41	9,926.39
6100	* COUNTY FLOOD ZN ADM	1,445.90	.0025463985	1,445.90	.0025463985	46.21	1,492.11
6120	* COUNTY FLOOD ZN #2	14,240.25	.0250786454	14,240.25	.0250786454	455.10	14,695.35
7770	UNITED WTR CONS DIST	4,941.68	.0087028240	4,941.68	.0087028240	157.93	5,099.61
8031	CITY OXNARD DIST #1	92,409.68	.1627433757	92,409.68	.1627433757	2,953.28	95,362.96
8600	CALLEGUAS MUN WTR	6,925.01	.0121956716	6,925.01	.0121956716	221.31	7,146.32
TRA 03252	Totals:	567,824.59	1.0000000000	567,824.59	1.0000000000	18,146.86	585,971.45

*** Gross Assessed Valuation Information(Assessed valuations Minus Local Exemptions) ***

	Prior Year	Transfers	Current Year	AVI	A/V
Secured	55,817,751				57,776,407
Unsecured	922,500				778,530
State Assessed					
	56,740,251		1,814,686		58,554,937

Fund NO.	Description	Prior Year Allocation	Prior Year Factor	Adjusted Prior Year Allocation	Adjusted Prior Year Factor	Annual Tax Increment	Current Year Allocation
1031	EL SCH GEN OXNARD	183,325.04	.2022180217	183,325.04	.2022180217	7,049.64	190,374.68
2007	HI SCH GEN OXNARD	129,237.23	.1425560753	129,237.23	.1425560753	4,969.73	134,206.96
2015	VTA COM COLLEGE GEN	52,504.86	.0579158823	52,504.86	.0579158823	2,019.04	54,523.90
2019	VTA COLLEGE CHILD CTR	271.53	.0002994958	271.53	.0002994958	10.44	281.97
4001	COUNTY GENERAL FUND	166,221.36	.1833517273	166,221.36	.1833517273	6,391.94	172,613.30
4002	E.R.A.F.	51,425.84	.0567256560	51,425.84	.0567256560	1,977.55	53,403.39
4004	E.R.A.F. 93-94 SHIFT	91,017.98	.1003980347	91,017.98	.1003980347	3,500.03	94,518.01
4005	VTA. CO. OFFICE EDUCATION	15,356.46	.0169390412	15,356.46	.0169390412	590.52	15,946.98
6100	* COUNTY FLOOD ZN ADM	2,298.63	.0025355276	2,298.63	.0025355276	88.39	2,387.02
6120	* COUNTY FLOOD ZN #2	22,649.09	.0249832276	22,649.09	.0249832276	870.95	23,520.04
7770	UNITED WTR CONS DIST	5,704.34	.0062922443	5,704.34	.0062922443	219.36	5,923.70
8031	CITY OXNARD DIST #1	175,499.15	.1935856191	175,499.15	.1935856191	6,748.70	182,247.85
8600	CALLEGUAS MUN WTR	11,059.69	.0121994471	11,059.69	.0121994471	425.29	11,484.98
TRA 03253	Totals:	906,571.20	1.0000000000	906,571.20	1.0000000000	34,861.58	941,432.78

*** Gross Assessed Valuation Information(Assessed valuations Minus Local Exemptions) ***

	Prior Year A/V	Transfers	Current Year AVI	A/V
Secured	89,928,261			93,324,175
Unsecured	488,411			578,655
State Assessed				
	90,416,672		3,486,158	93,902,830

Fund NO.	Description	Prior Year Allocation	Prior Year Factor	Adjusted Prior Year Allocation	Adjusted Prior Year Factor	Annual Tax Increment	Current Year Allocation
1031	EL SCH GEN OXNARD		.2024609843		.2024609843		
2007	HI SCH GEN OXNARD		.1427132891		.1427132891		
2015	VTA COM COLLEGE GEN		.0579813782		.0579813782		
2019	VTA COLLEGE CHILD CTR		.0002991739		.0002991739		
4001	COUNTY GENERAL FUND		.1887108408		.1887108408		
4002	E.R.A.F.		.0515006002		.0515006002		
4004	E.R.A.F. 93-94 SHIFT		.1142256903		.1142256903		
4005	VTA. CO. OFFICE EDUCATION		.0166866747		.0166866747		
6100	* COUNTY FLOOD ZN ADM		.0025210084		.0025210084		
6120	* COUNTY FLOOD ZN #2		.0256902761		.0256902761		
7770	UNITED WTR CONS DIST		.0064225690		.0064225690		
8031	CITY OXNARD DIST #1		.1907875150		.1907875150		
TRA 03254 Totals:			1.0000000000		1.0000000000		

No Taxable Parcels Within TRA=03254

Fund NO.	Description	Prior Year Allocation	Prior Year Factor	Adjusted Prior Year Allocation	Adjusted Prior Year Factor	Annual Tax Increment	Current Year Allocation
1037	EL SCH GEN RIO	180,089.35	.1955573382	180,089.35	.1955573382	362.07	180,451.42
2007	HI SCH GEN OXNARD	127,226.34	.1381538705	127,226.34	.1381538705	255.79	127,482.13
2015	VTA COM COLLEGE GEN	51,687.37	.0561268142	51,687.37	.0561268142	103.92	51,791.29
2019	VTA COLLEGE CHILD CTR	267.04	.0002899514	267.04	.0002899514	.54	267.58
4001	COUNTY GENERAL FUND	179,813.48	.1952578242	179,813.48	.1952578242	361.49	180,174.97
4002	E.R.A.F.	48,807.22	.0529993039	48,807.22	.0529993039	98.13	48,905.35
4004	E.R.A.F. 93-94 SHIFT	110,096.52	.1195527975	110,096.52	.1195527975	221.35	110,317.87
4005	VTA. CO. OFFICE EDUCATION	23,229.58	.0252247865	23,229.58	.0252247865	46.70	23,276.28
6100	* COUNTY FLOOD ZN ADM	2,261.03	.0024552295	2,261.03	.0024552295	4.55	2,265.58
6120	* COUNTY FLOOD ZN #2	22,284.98	.0241990620	22,284.98	.0241990620	44.80	22,329.78
7770	UNITED WTR CONS DIST	5,562.22	.0060399687	5,562.22	.0060399687	11.18	5,573.40
8031	CITY OXNARD DIST #1	158,403.33	.1720086711	158,403.33	.1720086711	318.47	158,721.80
8600	CALLEGUAS MUN WTR	11,174.59	.0121343823	11,174.59	.0121343823	22.47	11,197.06
TRA 03255	Totals:	920,903.05	1.0000000000	920,903.05	1.0000000000	1,851.46	922,754.51

*** Gross Assessed Valuation Information(Assessed valuations Minus Local Exemptions) ***

	Prior Year A/V	Transfers	Current Year AVI	A/V
Secured	81,180,351			82,688,837
Unsecured	10,865,120			9,541,780
State Assessed				
	92,045,471		185,146	92,230,617

Fund NO.	Description	Prior Year Allocation	Prior Year Factor	Adjusted Prior Year Allocation	Adjusted Prior Year Factor	Annual Tax Increment	Current Year Allocation
1037	EL SCH GEN RIO	366,357.41	.2029500884	366,357.41	.2029500884	9,937.83	376,295.24
2007	HI SCH GEN OXNARD	258,387.49	.1431382704	258,387.49	.1431382704	7,009.03	265,396.52
2015	VTA COM COLLEGE GEN	104,974.54	.0581524828	104,974.54	.0581524828	2,847.54	107,822.08
2019	VTA COLLEGE CHILD CTR	542.76	.0003006747	542.76	.0003006747	14.72	557.48
4001	COUNTY GENERAL FUND	323,846.95	.1794006772	323,846.95	.1794006772	8,784.71	332,631.66
4002	E.R.A.F.	81,386.77	.0450856229	81,386.77	.0450856229	2,207.70	83,594.47
4004	E.R.A.F. 93-94 SHIFT	187,962.92	.1041253436	187,962.92	.1041253436	5,098.69	193,061.61
4005	VTA. CO. OFFICE EDUCATION	34,204.82	.0189483593	34,204.82	.0189483593	927.84	35,132.66
6100	* COUNTY FLOOD ZN ADM	4,422.85	.0024501126	4,422.85	.0024501126	119.97	4,542.82
6120	* COUNTY FLOOD ZN #2	43,581.76	.0241428777	43,581.76	.0241428777	1,182.20	44,763.96
7770	UNITED WTR CONS DIST	10,940.69	.0060607921	10,940.69	.0060607921	296.78	11,237.47
8031	CITY OXNARD DIST #1	349,707.14	.1937263841	349,707.14	.1937263841	9,486.17	359,193.31
8600	CALLEGUAS MUN WTR	38,844.00	.0215183142	38,844.00	.0215183142	1,053.68	39,897.68
TRA 03256	Totals:	1,805,160.10	1.0000000000	1,805,160.10	1.0000000000	48,966.86	1,854,126.96

*** Gross Assessed Valuation Information(Assessed valuations Minus Local Exemptions) ***

	Prior Year A/V	Transfers	Current Year AVI	A/V
Secured	180,900,928			185,810,714
Unsecured	108,100			95,000
State Assessed				
	181,009,028		4,896,686	185,905,714

Fund NO.	Description	Prior Year Allocation	Prior Year Factor	Adjusted Prior Year Allocation	Adjusted Prior Year Factor	Annual Tax Increment	Current Year Allocation
1031	EL SCH GEN OXNARD		.2022166062		.2022166062		
2007	HI SCH GEN OXNARD		.1425541627		.1425541627		
2015	VTA COM COLLEGE GEN		.0579145421		.0579145421		
2019	VTA COLLEGE CHILD CTR		.0003005945		.0003005945		
4001	COUNTY GENERAL FUND		.1847070434		.1847070434		
4002	E.R.A.F.		.0567801593		.0567801593		
4004	E.R.A.F. 93-94 SHIFT		.1003985661		.1003985661		
4005	VTA. CO. OFFICE EDUCATION		.0169390572		.0169390572		
6100	* COUNTY FLOOD ZN ADM		.0026107190		.0026107190		
6120	* COUNTY FLOOD ZN #2		.0257230968		.0257230968		
7735	OXNARD DRAIN #1		.0040635924		.0040635924		
7770	UNITED WTR CONS DIST		.0064794816		.0064794816		
8031	CITY OXNARD DIST #1		.1993123787		.1993123787		
TRA 03257	Totals:		1.0000000000		1.0000000000		

Fund NO.	Description	Prior Year Allocation	Prior Year Factor	Adjusted Prior Year Allocation	Adjusted Prior Year Factor	Annual Tax Increment	Current Year Allocation
1037	EL SCH GEN RIO	7,543.32	.2012260121	4,721.05	.2012260121	65.75	4,786.80
	Net Transfers:	2,822.27-					
2007	HI SCH GEN OXNARD	5,329.33	.1421656893	3,335.41	.1421656893	46.45	3,381.86
	Net Transfers:	1,993.92-					
2015	VTA COM COLLEGE GEN	2,165.17	.0577580221	1,355.09	.0577580221	18.87	1,373.96
	Net Transfers:	810.08-					
2019	VTA COLLEGE CHILD CTR	11.20	.0002988185	7.01	.0002988185	.10	7.11
	Net Transfers:	4.19-					
4001	COUNTY GENERAL FUND	6,879.56	.1835195169	4,305.63	.1835195169	59.96	4,365.59
	Net Transfers:	2,573.93-					
4002	E.R.A.F.	2,097.97	.0559651110	1,313.03	.0559651110	18.29	1,331.32
	Net Transfers:	784.94-					
4004	E.R.A.F. 93-94 SHIFT	3,740.17	.0997732747	2,340.82	.0997732747	32.60	2,373.42
	Net Transfers:	1,399.35-					
4005	VTA. CO. OFFICE EDUCATION	973.14	.0259595371	609.05	.0259595371	8.48	617.53
	Net Transfers:	364.09-					
6100	* COUNTY FLOOD ZN ADM	97.54	.0026020328	61.05	.0026020328	.85	61.90
	Net Transfers:	36.49-					
6120	* COUNTY FLOOD ZN #2	961.58	.0256504440	601.81	.0256504440	8.38	610.19
	Net Transfers:	359.77-					
7770	UNITED WTR CONS DIST	241.35	.0064378693	151.05	.0064378693	2.10	153.15
	Net Transfers:	90.30-					
8031	CITY OXNARD DIST #1	7,446.53	.1986436722	4,660.48	.1986436722	64.90	4,725.38
	Net Transfers:	2,786.05-					
TRA 03258	Totals:	37,486.86	1.0000000000	23,461.48	1.0000000000	326.73	23,788.21

*** Gross Assessed Valuation Information(Assessed valuations Minus Local Exemptions) ***

	Prior Year A/V	Transfers	Current Year AVI	A/V
Secured	3,634,796	1,426,000-		2,252,969
Unsecured	176,600			165,100
State Assessed				
	3,811,396	1,426,000-	32,673	2,418,069

See Next Page For TRA Transfers

RT 1021-42 02.0A
Date: 09/11/19 10:41:33

C O U N T Y O F V E N T U R A
AB8 TRA History Report (Include TEA Data) 2019 - 2020
Prime: OXNARD CITY

PAGE NR.: 292
VC10265

Transfer Out:	TRA To	Adj Pcnt	Transfer Rev	No Transfer In	
	03347	.3741411283	14,025.38-		-

			14,025.38-		

*=====> Net Impact On TRA: 14,025.38-

Fund NO.	Description	Prior Year Allocation	Prior Year Factor	Adjusted Prior Year Allocation	Adjusted Prior Year Factor	Annual Tax Increment	Current Year Allocation
1031	EL SCH GEN OXNARD	1,380.87	.1935297776	1,380.87	.1935297776	28.56	1,409.43
2007	HI SCH GEN OXNARD	973.46	.1364308387	973.46	.1364308387	20.13	993.59
2015	VTA COM COLLEGE GEN	395.44	.0554256916	395.44	.0554256916	8.18	403.62
2019	VTA COLLEGE CHILD CTR	2.03	.0002859505	2.03	.0002859505	.04	2.07
4001	COUNTY GENERAL FUND	1,450.25	.2032461592	1,450.25	.2032461592	30.00	1,480.25
4002	E.R.A.F.	408.01	.0571845518	408.01	.0571845518	8.44	416.45
4004	E.R.A.F. 93-94 SHIFT	783.53	.1098087254	783.53	.1098087254	16.20	799.73
4005	VTA. CO. OFFICE EDUCATION	115.63	.0162042760	115.63	.0162042760	2.39	118.02
6100	* COUNTY FLOOD ZN ADM	17.80	.0024961353	17.80	.0024961353	.37	18.17
6120	* COUNTY FLOOD ZN #2	175.64	.0246167140	175.64	.0246167140	3.63	179.27
7770	UNITED WTR CONS DIST	46.40	.0065056853	46.40	.0065056853	.96	47.36
8031	CITY OXNARD DIST #1	1,386.13	.1942654946	1,386.13	.1942654946	28.67	1,414.80
TRA 03259	Totals:	7,135.19	1.0000000000	7,135.19	1.0000000000	147.57	7,282.76

*** Gross Assessed Valuation Information(Assessed valuations Minus Local Exemptions) ***

	Prior Year	Transfers	Current Year
Secured	A/V 737,878		AVI 752,635
Unsecured			
State Assessed			
	737,878		14,757
			752,635

Fund NO.	Description	Prior Year Allocation	Prior Year Factor	Adjusted Prior Year Allocation	Adjusted Prior Year Factor	Annual Tax Increment	Current Year Allocation
1037	EL SCH GEN RIO		1.0000000000		1.0000000000		
TRA 03260	Totals:		1.0000000000		1.0000000000		

Fund NO.	Description	Prior Year Allocation	Prior Year Factor	Adjusted Prior Year Allocation	Adjusted Prior Year Factor	Annual Tax Increment	Current Year Allocation
1037	EL SCH GEN RIO	15,148.70	.1935727913	15,148.70	.1935727913	839.68-	14,309.02
2007	HI SCH GEN OXNARD	10,678.82	.1364555416	10,678.82	.1364555416	591.92-	10,086.90
2015	VTA COM COLLEGE GEN	4,338.45	.0554374715	4,338.45	.0554374715	240.48-	4,097.97
2019	VTA COLLEGE CHILD CTR	22.42	.0002864198	22.42	.0002864198	1.24-	21.18
4001	COUNTY GENERAL FUND	15,982.27	.2042240940	15,982.27	.2042240940	885.88-	15,096.39
4002	E.R.A.F.	4,528.10	.0578608035	4,528.10	.0578608035	250.99-	4,277.11
4004	E.R.A.F. 93-94 SHIFT	9,412.43	.1202732567	9,412.43	.1202732567	521.72-	8,890.71
4005	VTA. CO. OFFICE EDUCATION	1,268.35	.0162070963	1,268.35	.0162070963	70.30-	1,198.05
6100	* COUNTY FLOOD ZN ADM	195.54	.0024985559	195.54	.0024985559	10.84-	184.70
6120	* COUNTY FLOOD ZN #2	1,927.03	.0246238346	1,927.03	.0246238346	106.81-	1,820.22
7770	UNITED WTR CONS DIST	494.67	.0063212594	494.67	.0063212594	27.42-	467.25
8031	CITY OXNARD DIST #1	13,588.77	.1736393160	13,588.77	.1736393160	753.21-	12,835.56
8600	CALLEGUAS MUN WTR	672.99	.0085995594	672.99	.0085995594	37.30-	635.69
TRA 03261	Totals:	78,258.54	1.0000000000	78,258.54	1.0000000000	4,337.79-	73,920.75

*** Gross Assessed Valuation Information(Assessed valuations Minus Local Exemptions) ***

	Prior Year A/V	Transfers	Current Year AVI	A/V
Secured	4,591,131			4,690,852
Unsecured	3,103,900			2,570,400
State Assessed				
	7,695,031		433,779-	7,261,252

Fund NO.	Description	Prior Year Allocation	Prior Year Factor	Adjusted Prior Year Allocation	Adjusted Prior Year Factor	Annual Tax Increment	Current Year Allocation
1037	EL SCH GEN RIO		.1935665120		.1935665120		
2007	HI SCH GEN OXNARD		.1364507946		.1364507946		
2015	VTA COM COLLEGE GEN		.0554356296		.0554356296		
2019	VTA COLLEGE CHILD CTR		.0002865474		.0002865474		
4001	COUNTY GENERAL FUND		.2042388271		.2042388271		
4002	E.R.A.F.		.0578605967		.0578605967		
4004	E.R.A.F. 93-94 SHIFT		.1202780127		.1202780127		
4005	VTA. CO. OFFICE EDUCATION		.0162080274		.0162080274		
6100	* COUNTY FLOOD ZN ADM		.0024986368		.0024986368		
6120	* COUNTY FLOOD ZN #2		.0246228495		.0246228495		
7770	UNITED WTR CONS DIST		.0063209553		.0063209553		
8031	CITY OXNARD DIST #1		.1736331846		.1736331846		
8600	CALLEGUAS MUN WTR		.0085994263		.0085994263		
TRA 03262	Totals:		1.0000000000		1.0000000000		

Fund NO.	Description	Prior Year Allocation	Prior Year Factor	Adjusted Prior Year Allocation	Adjusted Prior Year Factor	Annual Tax Increment	Current Year Allocation
1037	EL SCH GEN RIO	591,933.34	.1935726946	591,933.34	.1935726946	14,172.49-	577,760.85
2007	HI SCH GEN OXNARD	417,272.03	.1364553457	417,272.03	.1364553457	9,990.62-	407,281.41
2015	VTA COM COLLEGE GEN	169,523.21	.0554370991	169,523.21	.0554370991	4,058.85-	165,464.36
2019	VTA COLLEGE CHILD CTR	876.41	.0002865995	876.41	.0002865995	20.98-	855.43
4001	COUNTY GENERAL FUND	624,386.66	.2041855082	624,386.66	.2041855082	14,949.51-	609,437.15
4002	E.R.A.F.	176,420.93	.0576927615	176,420.93	.0576927615	4,224.00-	172,196.93
4004	E.R.A.F. 93-94 SHIFT	367,734.61	.1202557351	367,734.61	.1202557351	8,804.56-	358,930.05
4005	VTA. CO. OFFICE EDUCATION	49,750.54	.0162693096	49,750.54	.0162693096	1,191.16-	48,559.38
6100	* COUNTY FLOOD ZN ADM	7,640.96	.0024987353	7,640.96	.0024987353	182.95-	7,458.01
6120	* COUNTY FLOOD ZN #2	76,040.42	.0248665636	76,040.42	.0248665636	1,820.61-	74,219.81
7770	UNITED WTR CONS DIST	19,887.00	.0065034053	19,887.00	.0065034053	476.15-	19,410.85
8031	CITY OXNARD DIST #1	530,978.46	.1736393706	530,978.46	.1736393706	12,713.07-	518,265.39
8600	CALLEGUAS MUN WTR	25,493.64	.0083368719	25,493.64	.0083368719	610.39-	24,883.25
TRA 03263	Totals:	3,057,938.21	1.0000000000	3,057,938.21	1.0000000000	73,215.34-	2,984,722.87

*** Gross Assessed Valuation Information(Assessed valuations Minus Local Exemptions) ***

	Prior Year A/V	Transfers	Current Year AVI	A/V
Secured	310,566,829			303,258,295
Unsecured	983,100			970,100
State Assessed				
	311,549,929		7,321,534-	304,228,395

Fund NO.	Description	Prior Year Allocation	Prior Year Factor	Adjusted Prior Year Allocation	Adjusted Prior Year Factor	Annual Tax Increment	Current Year Allocation
1037	EL SCH GEN RIO	320,660.15	.1937645480	320,660.15	.1937645480	6,972.77	327,632.92
2007	HI SCH GEN OXNARD	226,053.45	.1365967679	226,053.45	.1365967679	4,915.54	230,968.99
2015	VTA COM COLLEGE GEN	91,838.23	.0554948680	91,838.23	.0554948680	1,997.03	93,835.26
2019	VTA COLLEGE CHILD CTR	474.39	.0002866550	474.39	.0002866550	10.32	484.71
4001	COUNTY GENERAL FUND	328,550.32	.1985323756	328,550.32	.1985323756	7,144.34	335,694.66
4002	E.R.A.F.	94,850.05	.0573148110	94,850.05	.0573148110	2,062.52	96,912.57
4004	E.R.A.F. 93-94 SHIFT	197,420.52	.1192948199	197,420.52	.1192948199	4,292.92	201,713.44
4005	VTA. CO. OFFICE EDUCATION	26,845.81	.0162220506	26,845.81	.0162220506	583.76	27,429.57
6100	* COUNTY FLOOD ZN ADM	4,054.43	.0024499520	4,054.43	.0024499520	88.16	4,142.59
6120	* COUNTY FLOOD ZN #2	39,954.96	.0241434854	39,954.96	.0241434854	868.82	40,823.78
7770	UNITED WTR CONS DIST	10,282.20	.0062131991	10,282.20	.0062131991	223.59	10,505.79
8031	CITY OXNARD DIST #1	301,287.72	.1820584101	301,287.72	.1820584101	6,551.52	307,839.24
8600	CALLEGUAS MUN WTR	12,623.65	.0076280574	12,623.65	.0076280574	274.50	12,898.15
TRA 03264	Totals:	1,654,895.88	1.0000000000	1,654,895.88	1.0000000000	35,985.79	1,690,881.67

*** Gross Assessed Valuation Information(Assessed valuations Minus Local Exemptions) ***

	Prior Year A/V	Transfers	Current Year AVI	A/V
Secured	144,907,102		146,413,541	
Unsecured	22,718,740		24,810,880	
State Assessed				
	167,625,842		3,598,579	171,224,421

Fund NO.	Description	Prior Year Allocation	Prior Year Factor	Adjusted Prior Year Allocation	Adjusted Prior Year Factor	Annual Tax Increment	Current Year Allocation
1037	EL SCH GEN RIO		.2012263914		.2012263914		
2007	HI SCH GEN OXNARD		.1421649824		.1421649824		
2015	VTA COM COLLEGE GEN		.0577577367		.0577577367		
2019	VTA COLLEGE CHILD CTR		.0002986659		.0002986659		
4001	COUNTY GENERAL FUND		.1837805436		.1837805436		
4002	E.R.A.F.		.0539725670		.0539725670		
4004	E.R.A.F. 93-94 SHIFT		.0997730316		.0997730316		
4005	VTA. CO. OFFICE EDUCATION		.0259608934		.0259608934		
6100	* COUNTY FLOOD ZN ADM		.0026029135		.0026029135		
6120	* COUNTY FLOOD ZN #2		.0256507062		.0256507062		
7770	UNITED WTR CONS DIST		.0064394856		.0064394856		
8031	CITY OXNARD DIST #1		.2003720827		.2003720827		
TRA 03265 Totals:			1.0000000000		1.0000000000		

No Taxable Parcels Within TRA=03265

Fund NO.	Description	Prior Year Allocation	Prior Year Factor	Adjusted Prior Year Allocation	Adjusted Prior Year Factor	Annual Tax Increment	Current Year Allocation
1037	EL SCH GEN RIO	14,903.80	.2034397426	14,903.80	.2034397426	602.96	15,506.76
2007	HI SCH GEN OXNARD	10,505.71	.1434050977	10,505.71	.1434050977	425.03	10,930.74
2015	VTA COM COLLEGE GEN	4,267.54	.0582529077	4,267.54	.0582529077	172.65	4,440.19
2019	VTA COLLEGE CHILD CTR	19.91	.0002722098	19.91	.0002722098	.81	20.72
4001	COUNTY GENERAL FUND	13,574.66	.1852971291	13,574.66	.1852971291	549.18	14,123.84
4002	E.R.A.F.	3,884.47	.0530237150	3,884.47	.0530237150	157.15	4,041.62
4004	E.R.A.F. 93-94 SHIFT	8,404.55	.1147240782	8,404.55	.1147240782	340.02	8,744.57
4005	VTA. CO. OFFICE EDUCATION	1,245.44	.0170007424	1,245.44	.0170007424	50.39	1,295.83
6100	* COUNTY FLOOD ZN ADM	192.20	.0026231131	192.20	.0026231131	7.77	199.97
6120	* COUNTY FLOOD ZN #2	1,892.68	.0258351893	1,892.68	.0258351893	76.57	1,969.25
7770	UNITED WTR CONS DIST	467.72	.0063845583	467.72	.0063845583	18.92	486.64
8031	CITY OXNARD DIST #1	13,900.26	.1897415168	13,900.26	.1897415168	562.36	14,462.62
TRA 03266	Totals:	73,258.94	1.0000000000	73,258.94	1.0000000000	2,963.81	76,222.75

*** Gross Assessed Valuation Information(Assessed valuations Minus Local Exemptions) ***

	Prior Year	Transfers	Current Year
Secured	7,336,645		7,633,026
Unsecured			
State Assessed			
	7,336,645	296,381	7,633,026

Fund NO.	Description	Prior Year Allocation	Prior Year Factor	Adjusted Prior Year Allocation	Adjusted Prior Year Factor	Annual Tax Increment	Current Year Allocation
1031	EL SCH GEN OXNARD	5,471.63	.2021473497	5,471.63	.2021473497	109.36	5,580.99
2007	HI SCH GEN OXNARD	3,857.34	.1425082689	3,857.34	.1425082689	77.09	3,934.43
2015	VTA COM COLLEGE GEN	1,566.98	.0578910387	1,566.98	.0578910387	31.32	1,598.30
2019	VTA COLLEGE CHILD CTR	8.14	.0002999092	8.14	.0002999092	.16	8.30
4001	COUNTY GENERAL FUND	4,814.41	.1778681785	4,814.41	.1778681785	96.23	4,910.64
4002	E.R.A.F.	1,443.13	.0533152817	1,443.13	.0533152817	28.84	1,471.97
4004	E.R.A.F. 93-94 SHIFT	3,098.44	.1144710459	3,098.44	.1144710459	61.93	3,160.37
4005	VTA. CO. OFFICE EDUCATION	452.52	.0167177940	452.52	.0167177940	9.04	461.56
6100	* COUNTY FLOOD ZN ADM	66.35	.0024506864	66.35	.0024506864	1.33	67.68
6120	* COUNTY FLOOD ZN #2	655.24	.0242069545	655.24	.0242069545	13.10	668.34
7770	UNITED WTR CONS DIST	162.36	.0059981834	162.36	.0059981834	3.24	165.60
8031	CITY OXNARD DIST #1	4,810.95	.1777384091	4,810.95	.1777384091	96.15	4,907.10
8600	CALLEGUAS MUN WTR	660.10	.0243869000	660.10	.0243869000	13.19	673.29
TRA 03267	Totals:	27,067.59	1.0000000000	27,067.59	1.0000000000	540.98	27,608.57

*** Gross Assessed Valuation Information(Assessed valuations Minus Local Exemptions) ***

	Prior Year A/V	Transfers	Current Year AVI	A/V
Secured	2,705,029			2,759,127
Unsecured				
State Assessed				
	2,705,029		54,098	2,759,127

Fund NO.	Description	Prior Year Allocation	Prior Year Factor	Adjusted Prior Year Allocation	Adjusted Prior Year Factor	Annual Tax Increment	Current Year Allocation
1031	EL SCH GEN OXNARD	143,440.90	.2034203146	143,440.90	.2034203146	12,092.09	155,532.99
2007	HI SCH GEN OXNARD	101,120.63	.1434039563	101,120.63	.1434039563	8,524.49	109,645.12
2015	VTA COM COLLEGE GEN	41,081.91	.0582601818	41,081.91	.0582601818	3,463.21	44,545.12
2019	VTA COLLEGE CHILD CTR	212.28	.0003010389	212.28	.0003010389	17.89	230.17
4001	COUNTY GENERAL FUND	122,063.63	.1731041636	122,063.63	.1731041636	10,289.99	132,353.62
4002	E.R.A.F.	37,330.47	.0529401131	37,330.47	.0529401131	3,146.97	40,477.44
4004	E.R.A.F. 93-94 SHIFT	80,900.22	.1147284323	80,900.22	.1147284323	6,819.90	87,720.12
4005	VTA. CO. OFFICE EDUCATION	12,008.97	.0170304990	12,008.97	.0170304990	1,012.36	13,021.33
6100	* COUNTY FLOOD ZN ADM	1,731.09	.0024549669	1,731.09	.0024549669	145.93	1,877.02
6120	* COUNTY FLOOD ZN #2	17,059.80	.0241933409	17,059.80	.0241933409	1,438.15	18,497.95
7770	UNITED WTR CONS DIST	4,215.59	.0059783079	4,215.59	.0059783079	355.37	4,570.96
8031	CITY OXNARD DIST #1	125,131.57	.1774550127	125,131.57	.1774550127	10,548.62	135,680.19
8600	CALLEGUAS MUN WTR	18,848.30	.0267296720	18,848.30	.0267296720	1,588.92	20,437.22
TRA 03268	Totals:	705,145.36	1.0000000000	705,145.36	1.0000000000	59,443.89	764,589.25

*** Gross Assessed Valuation Information(Assessed valuations Minus Local Exemptions) ***

	Prior Year A/V	Transfers	Current Year AVI	A/V
Secured	60,221,930			65,069,619
Unsecured	10,385,000			11,481,700
State Assessed				
	70,606,930		5,944,389	76,551,319

Fund NO.	Description	Prior Year Allocation	Prior Year Factor	Adjusted Prior Year Allocation	Adjusted Prior Year Factor	Annual Tax Increment	Current Year Allocation
1031	EL SCH GEN OXNARD	18,829.63	.1937654564	18,829.63	.1937654564	3,012.13	21,841.76
2007	HI SCH GEN OXNARD	13,274.11	.1365965040	13,274.11	.1365965040	2,123.43	15,397.54
2015	VTA COM COLLEGE GEN	5,392.89	.0554954474	5,392.89	.0554954474	862.69	6,255.58
2019	VTA COLLEGE CHILD CTR	27.86	.0002866457	27.86	.0002866457	4.46	32.32
4001	COUNTY GENERAL FUND	18,559.93	.1909904754	18,559.93	.1909904754	2,968.98	21,528.91
4002	E.R.A.F.	5,236.38	.0538845482	5,236.38	.0538845482	837.65	6,074.03
4004	E.R.A.F. 93-94 SHIFT	11,834.10	.1217780463	11,834.10	.1217780463	1,893.07	13,727.17
4005	VTA. CO. OFFICE EDUCATION	1,576.55	.0162235836	1,576.55	.0162235836	252.20	1,828.75
6100	* COUNTY FLOOD ZN ADM	229.14	.0023578013	229.14	.0023578013	36.65	265.79
6120	* COUNTY FLOOD ZN #2	2,257.14	.0232267311	2,257.14	.0232267311	361.07	2,618.21
7770	UNITED WTR CONS DIST	567.61	.0058411084	567.61	.0058411084	90.80	658.41
8031	CITY OXNARD DIST #1	17,020.85	.1751522358	17,020.85	.1751522358	2,722.78	19,743.63
8600	CALLEGUAS MUN WTR	2,371.29	.0244014164	2,371.29	.0244014164	379.33	2,750.62
TRA 03269	Totals:	97,177.48	1.0000000000	97,177.48	1.0000000000	15,545.24	112,722.72

*** Gross Assessed Valuation Information(Assessed valuations Minus Local Exemptions) ***

	Prior Year A/V	Transfers	Current Year AVI	A/V
Secured	5,733,218			5,856,442
Unsecured	4,177,000			5,608,300
State Assessed				
	9,910,218		1,554,524	11,464,742

Fund NO.	Description	Prior Year Allocation	Prior Year Factor	Adjusted Prior Year Allocation	Adjusted Prior Year Factor	Annual Tax Increment	Current Year Allocation
1031	EL SCH GEN OXNARD	2,017.94	.2021525640	2,017.94	.2021525640	40.12	2,058.06
2007	HI SCH GEN OXNARD	1,422.54	.1425066703	1,422.54	.1425066703	28.28	1,450.82
2015	VTA COM COLLEGE GEN	577.90	.0578931822	577.90	.0578931822	11.49	589.39
2019	VTA COLLEGE CHILD CTR	3.02	.0003026967	3.02	.0003026967	.06	3.08
4001	COUNTY GENERAL FUND	1,830.79	.1834118068	1,830.79	.1834118068	36.40	1,867.19
4002	E.R.A.F.	532.74	.0533697148	532.74	.0533697148	10.59	543.33
4004	E.R.A.F. 93-94 SHIFT	1,142.74	.1144754926	1,142.74	.1144754926	22.72	1,165.46
4005	VTA. CO. OFFICE EDUCATION	166.92	.0167215508	166.92	.0167215508	3.32	170.24
6100	* COUNTY FLOOD ZN ADM	25.29	.0025338642	25.29	.0025338642	.50	25.79
6120	* COUNTY FLOOD ZN #2	249.18	.0249627122	249.18	.0249627122	4.95	254.13
7770	UNITED WTR CONS DIST	61.79	.0061881943	61.79	.0061881943	1.23	63.02
8031	CITY OXNARD DIST #1	1,829.57	.1832809218	1,829.57	.1832809218	36.37	1,865.94
8600	CALLEGUAS MUN WTR	121.80	.0122006293	121.80	.0122006293	2.42	124.22
TRA 03270	Totals:	9,982.22	1.0000000000	9,982.22	1.0000000000	198.45	10,180.67

*** Gross Assessed Valuation Information(Assessed valuations Minus Local Exemptions) ***

	Prior Year A/V	Transfers	Current Year AVI	A/V
Secured	992,340			1,012,185
Unsecured				
State Assessed				
	992,340		19,845	1,012,185

Fund NO.	Description	Prior Year Allocation	Prior Year Factor	Adjusted Prior Year Allocation	Adjusted Prior Year Factor	Annual Tax Increment	Current Year Allocation
1031	EL SCH GEN OXNARD	115,415.96	.1937648506	115,415.96	.1937648506	1,585.50	117,001.46
2007	HI SCH GEN OXNARD	81,363.99	.1365970876	81,363.99	.1365970876	1,117.72	82,481.71
2015	VTA COM COLLEGE GEN	33,055.51	.0554949164	33,055.51	.0554949164	454.09	33,509.60
2019	VTA COLLEGE CHILD CTR	170.93	.0002869370	170.93	.0002869370	2.35	173.28
4001	COUNTY GENERAL FUND	110,641.28	.1857489335	110,641.28	.1857489335	1,519.91	112,161.19
4002	E.R.A.F.	32,652.09	.0548176174	32,652.09	.0548176174	448.55	33,100.64
4004	E.R.A.F. 93-94 SHIFT	72,449.13	.1216304248	72,449.13	.1216304248	995.25	73,444.38
4005	VTA. CO. OFFICE EDUCATION	9,663.02	.0162226591	9,663.02	.0162226591	132.74	9,795.76
6100	* COUNTY FLOOD ZN ADM	1,364.69	.0022911400	1,364.69	.0022911400	18.75	1,383.44
6120	* COUNTY FLOOD ZN #2	13,448.94	.0225786045	13,448.94	.0225786045	184.75	13,633.69
7770	UNITED WTR CONS DIST	3,354.91	.0056323599	3,354.91	.0056323599	46.09	3,401.00
8031	CITY OXNARD DIST #1	101,025.24	.1696051167	101,025.24	.1696051167	1,387.81	102,413.05
8600	CALLEGUAS MUN WTR	21,043.93	.0353293525	21,043.93	.0353293525	289.09	21,333.02
TRA 03271	Totals:	595,649.62	1.0000000000	595,649.62	1.0000000000	8,182.60	603,832.22

*** Gross Assessed Valuation Information(Assessed valuations Minus Local Exemptions) ***

	Prior Year A/V	Transfers	Current Year AVI	A/V
Secured	39,514,944			40,010,404
Unsecured	13,785,110			14,107,910
State Assessed				
	53,300,054		818,260	54,118,314

Fund NO.	Description	Prior Year Allocation	Prior Year Factor	Adjusted Prior Year Allocation	Adjusted Prior Year Factor	Annual Tax Increment	Current Year Allocation
1031	EL SCH GEN OXNARD	1,975.13	.2033963770	1,975.13	.2033963770	966.36	2,941.49
2007	HI SCH GEN OXNARD	1,392.43	.1433868497	1,392.43	.1433868497	681.25	2,073.68
2015	VTA COM COLLEGE GEN	565.74	.0582585521	565.74	.0582585521	276.79	842.53
2019	VTA COLLEGE CHILD CTR	3.01	.0003089956	3.01	.0003089956	1.47	4.48
4001	COUNTY GENERAL FUND	1,642.71	.1691622356	1,642.71	.1691622356	803.68	2,446.39
4002	E.R.A.F.	516.21	.0531601241	516.21	.0531601241	252.57	768.78
4004	E.R.A.F. 93-94 SHIFT	1,113.71	.1146888800	1,113.71	.1146888800	544.90	1,658.61
4005	VTA. CO. OFFICE EDUCATION	165.31	.0170205096	165.31	.0170205096	80.87	246.18
6100	* COUNTY FLOOD ZN ADM	23.23	.0023947162	23.23	.0023947162	11.38	34.61
6120	* COUNTY FLOOD ZN #2	229.41	.0236252913	229.41	.0236252913	112.25	341.66
7770	UNITED WTR CONS DIST	56.76	.0058451674	56.76	.0058451674	27.77	84.53
8031	CITY OXNARD DIST #1	1,682.10	.1732178033	1,682.10	.1732178033	822.98	2,505.08
8600	CALLEGUAS MUN WTR	345.07	.0355344981	345.07	.0355344981	168.83	513.90
TRA 03272	Totals:	9,710.82	1.0000000000	9,710.82	1.0000000000	4,751.10	14,461.92

*** Gross Assessed Valuation Information(Assessed valuations Minus Local Exemptions) ***

	Prior Year A/V	Transfers	Current Year AVI	A/V
Secured	949,790			1,428,000
Unsecured	17,300			14,200
State Assessed				
	967,090		475,110	1,442,200

Fund NO.	Description	Prior Year Allocation	Prior Year Factor	Adjusted Prior Year Allocation	Adjusted Prior Year Factor	Annual Tax Increment	Current Year Allocation
1037	EL SCH GEN RIO	87,533.16	.1955573424	87,533.16	.1955573424	2,215.73	89,748.89
2007	HI SCH GEN OXNARD	61,838.92	.1381539636	61,838.92	.1381539636	1,565.33	63,404.25
2015	VTA COM COLLEGE GEN	25,122.88	.0561268745	25,122.88	.0561268745	635.94	25,758.82
2019	VTA COLLEGE CHILD CTR	129.80	.0002899950	129.80	.0002899950	3.29	133.09
4001	COUNTY GENERAL FUND	87,384.91	.1952259649	87,384.91	.1952259649	2,211.96	89,596.87
4002	E.R.A.F.	23,722.78	.0529989484	23,722.78	.0529989484	600.50	24,323.28
4004	E.R.A.F. 93-94 SHIFT	53,512.85	.1195527773	53,512.85	.1195527773	1,354.57	54,867.42
4005	VTA. CO. OFFICE EDUCATION	11,290.82	.0252247936	11,290.82	.0252247936	285.81	11,576.63
6100	* COUNTY FLOOD ZN ADM	1,098.79	.0024548009	1,098.79	.0024548009	27.81	1,126.60
6120	* COUNTY FLOOD ZN #2	10,829.94	.0241950750	10,829.94	.0241950750	274.14	11,104.08
7770	UNITED WTR CONS DIST	2,703.08	.0060389407	2,703.08	.0060389407	68.42	2,771.50
8031	CITY OXNARD DIST #1	76,979.98	.1719804674	76,979.98	.1719804674	1,948.60	78,928.58
8600	CALLEGUAS MUN WTR	5,460.84	.0122000563	5,460.84	.0122000563	138.23	5,599.07
TRA 03273	Totals:	447,608.75	1.0000000000	447,608.75	1.0000000000	11,330.33	458,939.08

*** Gross Assessed Valuation Information(Assessed valuations Minus Local Exemptions) ***

	Prior Year A/V	Transfers	Current Year AVI	A/V
Secured	44,350,180			45,451,753
Unsecured	369,930			401,390
State Assessed				
	44,720,110		1,133,033	45,853,143

Fund NO.	Description	Prior Year Allocation	Prior Year Factor	Adjusted Prior Year Allocation	Adjusted Prior Year Factor	Annual Tax Increment	Current Year Allocation
1029	EL SCH GEN OCN VIEW				.1701900190		
2007	HI SCH GEN OXNARD				.1291402751		
2015	VTA COM COLLEGE GEN				.0524670190		
2019	VTA COLLEGE CHILD CTR				.0002622342		
4001	COUNTY GENERAL FUND		1.0000000000		.1886662312		
4002	E.R.A.F.				.0574905246		
4004	E.R.A.F. 93-94 SHIFT				.0850849235		
4005	VTA. CO. OFFICE EDUCATION				.0235405656		
6100	* COUNTY FLOOD ZN ADM				.0022995925		
6120	* COUNTY FLOOD ZN #2				.0227135192		
7770	UNITED WTR CONS DIST				.0059507000		
8034	CITY OXNARD DIST #4				.2499904182		
8600	CALLEGUAS MUN WTR				.0122039779		
TRA 03274	Totals:		1.0000000000		1.0000000000		

Fund NO.	Description	Prior Year Allocation	Prior Year Factor	Adjusted Prior Year Allocation	Adjusted Prior Year Factor	Annual Tax Increment	Current Year Allocation
1037	EL SCH GEN RIO	5,347.52	.2010989710	5,347.52	.2010989710	267.46	5,614.98
2007	HI SCH GEN OXNARD	3,778.01	.1420758133	3,778.01	.1420758133	188.96	3,966.97
2015	VTA COM COLLEGE GEN	1,534.90	.0577207431	1,534.90	.0577207431	76.77	1,611.67
2019	VTA COLLEGE CHILD CTR	7.92	.0002982311	7.92	.0002982311	.40	8.32
4001	COUNTY GENERAL FUND	4,886.35	.1837556923	4,886.35	.1837556923	244.41	5,130.76
4002	E.R.A.F.	1,488.43	.0559737152	1,488.43	.0559737152	74.45	1,562.88
4004	E.R.A.F. 93-94 SHIFT	2,656.20	.0998891540	2,656.20	.0998891540	132.85	2,789.05
4005	VTA. CO. OFFICE EDUCATION	689.88	.0259429732	689.88	.0259429732	34.50	724.38
6100	* COUNTY FLOOD ZN ADM	69.19	.0026011796	69.19	.0026011796	3.46	72.65
6120	* COUNTY FLOOD ZN #2	681.67	.0256348359	681.67	.0256348359	34.09	715.76
7770	UNITED WTR CONS DIST	171.15	.0064364726	171.15	.0064364726	8.56	179.71
8031	CITY OXNARD DIST #1	5,280.34	.1985722187	5,280.34	.1985722187	264.10	5,544.44
TRA 03275	Totals:	26,591.56	1.0000000000	26,591.56	1.0000000000	1,330.01	27,921.57

*** Gross Assessed Valuation Information(Assessed valuations Minus Local Exemptions) ***

	Prior Year	Transfers	Current Year	AVI	A/V
Secured	2,905,127				2,963,228
Unsecured	10,600				85,500
State Assessed					
	2,915,727		133,001		3,048,728

Fund NO.	Description	Prior Year Allocation	Prior Year Factor	Adjusted Prior Year Allocation	Adjusted Prior Year Factor	Annual Tax Increment	Current Year Allocation
1037	EL SCH GEN RIO	385,605.28	.2012260471	385,605.28	.2012260471	8,452.57	394,057.85
2007	HI SCH GEN OXNARD	272,428.84	.1421655377	272,428.84	.1421655377	5,971.72	278,400.56
2015	VTA COM COLLEGE GEN	110,679.62	.0577575576	110,679.62	.0577575576	2,426.13	113,105.75
2019	VTA COLLEGE CHILD CTR	572.50	.0002987636	572.50	.0002987636	12.55	585.05
4001	COUNTY GENERAL FUND	341,430.76	.1781737911	341,430.76	.1781737911	7,484.25	348,915.01
4002	E.R.A.F.	107,129.98	.0559052134	107,129.98	.0559052134	2,348.32	109,478.30
4004	E.R.A.F. 93-94 SHIFT	191,192.05	.0997725415	191,192.05	.0997725415	4,190.98	195,383.03
4005	VTA. CO. OFFICE EDUCATION	49,747.80	.0259606246	49,747.80	.0259606246	1,090.49	50,838.29
6100	* COUNTY FLOOD ZN ADM	4,843.57	.0025275849	4,843.57	.0025275849	106.17	4,949.74
6120	* COUNTY FLOOD ZN #2	47,722.97	.0249039761	47,722.97	.0249039761	1,046.10	48,769.07
7770	UNITED WTR CONS DIST	11,980.03	.0062517126	11,980.03	.0062517126	262.61	12,242.64
8031	CITY OXNARD DIST #1	369,568.22	.1928571970	369,568.22	.1928571970	8,101.04	377,669.26
8600	CALLEGUAS MUN WTR	23,377.57	.0121994528	23,377.57	.0121994528	512.44	23,890.01
TRA 03276	Totals:	1,916,279.19	1.0000000000	1,916,279.19	1.0000000000	42,005.37	1,958,284.56

*** Gross Assessed Valuation Information(Assessed valuations Minus Local Exemptions) ***

	Prior Year A/V	Transfers	Current Year AVI	A/V
Secured	191,946,916			196,147,453
Unsecured				
State Assessed				
	191,946,916		4,200,537	196,147,453

Fund NO.	Description	Prior Year Allocation	Prior Year Factor	Adjusted Prior Year Allocation	Adjusted Prior Year Factor	Annual Tax Increment	Current Year Allocation
1031	EL SCH GEN OXNARD	23,529.25	.2034200474	23,529.25	.2034200474	441.92	23,971.17
2007	HI SCH GEN OXNARD	16,587.29	.1434038976	16,587.29	.1434038976	311.54	16,898.83
2015	VTA COM COLLEGE GEN	6,738.83	.0582599362	6,738.83	.0582599362	126.57	6,865.40
2019	VTA COLLEGE CHILD CTR	34.88	.0003015636	34.88	.0003015636	.66	35.54
4001	COUNTY GENERAL FUND	20,779.35	.1796461279	20,779.35	.1796461279	390.27	21,169.62
4002	E.R.A.F.	6,128.50	.0529833955	6,128.50	.0529833955	115.10	6,243.60
4004	E.R.A.F. 93-94 SHIFT	13,270.57	.1147295979	13,270.57	.1147295979	249.25	13,519.82
4005	VTA. CO. OFFICE EDUCATION	1,969.86	.0170304538	1,969.86	.0170304538	37.00	2,006.86
6100	* COUNTY FLOOD ZN ADM	294.62	.0025470913	294.62	.0025470913	5.53	300.15
6120	* COUNTY FLOOD ZN #2	2,904.17	.0251078734	2,904.17	.0251078734	54.55	2,958.72
7770	UNITED WTR CONS DIST	717.49	.0062032389	717.49	.0062032389	13.48	730.97
8031	CITY OXNARD DIST #1	21,302.29	.1841671563	21,302.29	.1841671563	400.10	21,702.39
8600	CALLEGUAS MUN WTR	1,411.12	.0121996202	1,411.12	.0121996202	26.50	1,437.62
TRA 03277	Totals:	115,668.22	1.0000000000	115,668.22	1.0000000000	2,172.47	117,840.69

*** Gross Assessed Valuation Information(Assessed valuations Minus Local Exemptions) ***

	Prior Year A/V	Transfers	Current Year AVI	A/V
Secured	11,136,672			11,359,399
Unsecured	498,890			493,410
State Assessed				
	11,635,562		217,247	11,852,809

Fund NO.	Description	Prior Year Allocation	Prior Year Factor	Adjusted Prior Year Allocation	Adjusted Prior Year Factor	Annual Tax Increment	Current Year Allocation
1031	EL SCH GEN OXNARD	13,518.48	.1937645402	13,518.48	.1937645402	275.66	13,794.14
2007	HI SCH GEN OXNARD	9,529.99	.1365963507	9,529.99	.1365963507	194.33	9,724.32
2015	VTA COM COLLEGE GEN	3,871.76	.0554949646	3,871.76	.0554949646	78.95	3,950.71
2019	VTA COLLEGE CHILD CTR	19.99	.0002863902	19.99	.0002863902	.41	20.40
4001	COUNTY GENERAL FUND	13,732.74	.1968344076	13,732.74	.1968344076	280.03	14,012.77
4002	E.R.A.F.	3,763.08	.0539374728	3,763.08	.0539374728	76.74	3,839.82
4004	E.R.A.F. 93-94 SHIFT	8,496.18	.1217786008	8,496.18	.1217786008	173.25	8,669.43
4005	VTA. CO. OFFICE EDUCATION	1,131.80	.0162222388	1,131.80	.0162222388	23.08	1,154.88
6100	* COUNTY FLOOD ZN ADM	169.43	.0024284319	169.43	.0024284319	3.45	172.88
6120	* COUNTY FLOOD ZN #2	1,669.87	.0239351581	1,669.87	.0239351581	34.05	1,703.92
7770	UNITED WTR CONS DIST	420.01	.0060200787	420.01	.0060200787	8.56	428.57
8031	CITY OXNARD DIST #1	12,593.21	.1805023205	12,593.21	.1805023205	256.80	12,850.01
8600	CALLEGUAS MUN WTR	851.08	.0121990451	851.08	.0121990451	17.36	868.44
TRA 03278	Totals:	69,767.62	1.0000000000	69,767.62	1.0000000000	1,422.67	71,190.29

*** Gross Assessed Valuation Information(Assessed valuations Minus Local Exemptions) ***

	Prior Year A/V	Transfers	Current Year AVI	A/V
Secured	7,113,454			7,255,721
Unsecured				
State Assessed				
	7,113,454		142,267	7,255,721

Fund NO.	Description	Prior Year Allocation	Prior Year Factor	Adjusted Prior Year Allocation	Adjusted Prior Year Factor	Annual Tax Increment	Current Year Allocation
1031	EL SCH GEN OXNARD	66,515.36	.1930118229	66,515.36	.1930118229	1,207.90	67,723.26
2007	HI SCH GEN OXNARD	46,891.83	.1360688865	46,891.83	.1360688865	851.54	47,743.37
2015	VTA COM COLLEGE GEN	19,051.93	.0552841115	19,051.93	.0552841115	345.98	19,397.91
2019	VTA COLLEGE CHILD CTR	98.74	.0002865243	98.74	.0002865243	1.79	100.53
4001	COUNTY GENERAL FUND	68,654.76	.1992196343	68,654.76	.1992196343	1,246.75	69,901.51
4002	E.R.A.F.	19,700.83	.0571672061	19,700.83	.0571672061	357.76	20,058.59
4004	E.R.A.F. 93-94 SHIFT	38,264.91	.1110357100	38,264.91	.1110357100	694.88	38,959.79
4005	VTA. CO. OFFICE EDUCATION	5,565.92	.0161509229	5,565.92	.0161509229	101.08	5,667.00
6100	* COUNTY FLOOD ZN ADM	836.70	.0024279165	836.70	.0024279165	15.19	851.89
6120	* COUNTY FLOOD ZN #2	8,237.10	.0239021595	8,237.10	.0239021595	149.58	8,386.68
7770	UNITED WTR CONS DIST	2,172.30	.0063035348	2,172.30	.0063035348	39.45	2,211.75
8031	CITY OXNARD DIST #1	64,563.82	.1873488333	64,563.82	.1873488333	1,172.46	65,736.28
8600	CALLEGUAS MUN WTR	4,064.00	.0117927374	4,064.00	.0117927374	73.80	4,137.80
TRA 03279	Totals:	344,618.20	1.0000000000	344,618.20	1.0000000000	6,258.16	350,876.36

*** Gross Assessed Valuation Information(Assessed valuations Minus Local Exemptions) ***

	Prior Year A/V	Transfers	Current Year AVI	A/V
Secured	33,745,871			34,420,787
Unsecured	718,880			669,780
State Assessed				
	34,464,751		625,816	35,090,567

Fund NO.	Description	Prior Year Allocation	Prior Year Factor	Adjusted Prior Year Allocation	Adjusted Prior Year Factor	Annual Tax Increment	Current Year Allocation
1029	EL SCH GEN OCN VIEW		.1836670179		.1836670179		
2007	HI SCH GEN OXNARD		.1394910462		.1394910462		
2015	VTA COM COLLEGE GEN		.0565504241		.0565504241		
4001	COUNTY GENERAL FUND		.2099416699		.2099416699		
4002	E.R.A.F.		.0521601686		.0521601686		
4004	E.R.A.F. 93-94 SHIFT		.1232876712		.1232876712		
4005	VTA. CO. OFFICE EDUCATION		.0220231823		.0220231823		
6100	* COUNTY FLOOD ZN ADM		.0022128556		.0022128556		
6120	* COUNTY FLOOD ZN #2		.0250790306		.0250790306		
7770	UNITED WTR CONS DIST		.0063224447		.0063224447		
8031	CITY OXNARD DIST #1		.1792644889		.1792644889		
TRA 03280 Totals:			1.0000000000		1.0000000000		

No Taxable Parcels Within TRA=03280

Fund NO.	Description	Prior Year Allocation	Prior Year Factor	Adjusted Prior Year Allocation	Adjusted Prior Year Factor	Annual Tax Increment	Current Year Allocation
1031	EL SCH GEN OXNARD	704.72	.2034225197	704.72	.2034225197	14.74	719.46
2007	HI SCH GEN OXNARD	496.80	.1434057300	496.80	.1434057300	10.39	507.19
2015	VTA COM COLLEGE GEN	201.83	.0582603268	201.83	.0582603268	4.22	206.05
2019	VTA COLLEGE CHILD CTR	1.07	.0003013539	1.07	.0003013539	.02	1.09
4001	COUNTY GENERAL FUND	584.28	.1686635622	584.28	.1686635622	12.22	596.50
4002	E.R.A.F.	183.73	.0530382935	183.73	.0530382935	3.84	187.57
4004	E.R.A.F. 93-94 SHIFT	397.47	.1147297501	397.47	.1147297501	8.31	405.78
4005	VTA. CO. OFFICE EDUCATION	59.00	.0170308027	59.00	.0170308027	1.23	60.23
6100	* COUNTY FLOOD ZN ADM	8.30	.0023936113	8.30	.0023936113	.17	8.47
6120	* COUNTY FLOOD ZN #2	81.66	.0235744882	81.66	.0235744882	1.71	83.37
7770	UNITED WTR CONS DIST	20.17	.0058247412	20.17	.0058247412	.42	20.59
8031	CITY OXNARD DIST #1	599.02	.1729211290	599.02	.1729211290	12.53	611.55
8600	CALLEGUAS MUN WTR	126.20	.0364336914	126.20	.0364336914	2.64	128.84
TRA 03281	Totals:	3,464.25	1.0000000000	3,464.25	1.0000000000	72.44	3,536.69

*** Gross Assessed Valuation Information(Assessed valuations Minus Local Exemptions) ***

	Prior Year A/V	Transfers	Current Year AVI	A/V
Secured	362,223			369,467
Unsecured				
State Assessed				
	362,223		7,244	369,467

Fund NO.	Description	Prior Year Allocation	Prior Year Factor	Adjusted Prior Year Allocation	Adjusted Prior Year Factor	Annual Tax Increment	Current Year Allocation
1031	EL SCH GEN OXNARD	12,339.53	.1937652452	12,339.53	.1937652452	430.18	12,769.71
2007	HI SCH GEN OXNARD	8,698.86	.1365966322	8,698.86	.1365966322	303.26	9,002.12
2015	VTA COM COLLEGE GEN	3,534.10	.0554953278	3,534.10	.0554953278	123.21	3,657.31
2019	VTA COLLEGE CHILD CTR	18.25	.0002867367	18.25	.0002867367	.64	18.89
4001	COUNTY GENERAL FUND	11,791.44	.1851592174	11,791.44	.1851592174	411.06	12,202.50
4002	E.R.A.F.	3,438.42	.0539929062	3,438.42	.0539929062	119.87	3,558.29
4004	E.R.A.F. 93-94 SHIFT	7,755.22	.1217786314	7,755.22	.1217786314	270.36	8,025.58
4005	VTA. CO. OFFICE EDUCATION	1,033.10	.0162222248	1,033.10	.0162222248	36.02	1,069.12
6100	* COUNTY FLOOD ZN ADM	145.33	.0022821096	145.33	.0022821096	5.07	150.40
6120	* COUNTY FLOOD ZN #2	1,434.07	.0225186477	1,434.07	.0225186477	49.99	1,484.06
7770	UNITED WTR CONS DIST	360.59	.0056620671	360.59	.0056620671	12.57	373.16
8031	CITY OXNARD DIST #1	10,813.68	.1698050583	10,813.68	.1698050583	376.99	11,190.67
8600	CALLEGUAS MUN WTR	2,320.30	.0364351956	2,320.30	.0364351956	80.89	2,401.19
TRA 03282	Totals:	63,682.89	1.0000000000	63,682.89	1.0000000000	2,220.11	65,903.00

*** Gross Assessed Valuation Information(Assessed valuations Minus Local Exemptions) ***

	Prior Year A/V	Transfers	Current Year AVI	A/V
Secured	5,977,566			6,097,117
Unsecured	506,160			608,620
State Assessed				
	6,483,726		222,011	6,705,737

Fund NO.	Description	Prior Year Allocation	Prior Year Factor	Adjusted Prior Year Allocation	Adjusted Prior Year Factor	Annual Tax Increment	Current Year Allocation
1031	EL SCH GEN OXNARD	818,325.40	.2026901176	818,325.40	.2026901176	21,712.11	840,037.51
2007	HI SCH GEN OXNARD	576,888.98	.1428889914	576,888.98	.1428889914	15,306.23	592,195.21
2015	VTA COM COLLEGE GEN	234,372.34	.0580514251	234,372.34	.0580514251	6,218.45	240,590.79
2019	VTA COLLEGE CHILD CTR	1,211.42	.0003000582	1,211.42	.0003000582	32.14	1,243.56
4001	COUNTY GENERAL FUND	732,605.23	.1814581882	732,605.23	.1814581882	19,437.74	752,042.97
4002	E.R.A.F.	169,664.07	.0420239013	169,664.07	.0420239013	4,501.59	174,165.66
4004	E.R.A.F. 93-94 SHIFT	423,213.59	.1048253050	423,213.59	.1048253050	11,228.86	434,442.45
4005	VTA. CO. OFFICE EDUCATION	68,519.96	.0169716302	68,519.96	.0169716302	1,818.00	70,337.96
6100	* COUNTY FLOOD ZN ADM	10,179.97	.0025214638	10,179.97	.0025214638	270.10	10,450.07
6120	* COUNTY FLOOD ZN #2	100,314.12	.0248466947	100,314.12	.0248466947	2,661.57	102,975.69
7770	UNITED WTR CONS DIST	25,182.51	.0062374325	25,182.51	.0062374325	668.15	25,850.66
8031	CITY OXNARD DIST #1	839,680.31	.2079794909	839,680.31	.2079794909	22,278.70	861,959.01
8600	CALLEGUAS MUN WTR	37,164.78	.0092053011	37,164.78	.0092053011	986.07	38,150.85
TRA 03283	Totals:	4,037,322.68	1.0000000000	4,037,322.68	1.0000000000	107,119.71	4,144,442.39

*** Gross Assessed Valuation Information(Assessed valuations Minus Local Exemptions) ***

	Prior Year A/V	Transfers	Current Year AVI	A/V
Secured	399,580,711		410,224,052	
Unsecured	3,578,040		3,646,670	
State Assessed				
	403,158,751		10,711,971	413,870,722

Fund NO.	Description	Prior Year Allocation	Prior Year Factor	Adjusted Prior Year Allocation	Adjusted Prior Year Factor	Annual Tax Increment	Current Year Allocation
4001	COUNTY GENERAL FUND		1.0000000000		1.0000000000		
TRA 03284	Totals:		1.0000000000		1.0000000000		

Fund NO.	Description	Prior Year Allocation	Prior Year Factor	Adjusted Prior Year Allocation	Adjusted Prior Year Factor	Annual Tax Increment	Current Year Allocation
1029	EL SCH GEN OCN VIEW	39,149.79	.1697316164	39,149.79	.1697316164	1,791.46	40,941.25
2007	HI SCH GEN OXNARD	29,706.63	.1287913866	29,706.63	.1287913866	1,359.35	31,065.98
2015	VTA COM COLLEGE GEN	12,068.93	.0523242110	12,068.93	.0523242110	552.26	12,621.19
2019	VTA COLLEGE CHILD CTR	62.58	.0002712943	62.58	.0002712943	2.86	65.44
4001	COUNTY GENERAL FUND	42,132.99	.1826652855	42,132.99	.1826652855	1,927.98	44,060.97
4002	E.R.A.F.	13,274.37	.0575502080	13,274.37	.0575502080	607.42	13,881.79
4004	E.R.A.F. 93-94 SHIFT	19,571.90	.0848528365	19,571.90	.0848528365	895.59	20,467.49
4005	VTA. CO. OFFICE EDUCATION	5,422.27	.0235079681	5,422.27	.0235079681	248.12	5,670.39
6100	* COUNTY FLOOD ZN ADM	514.75	.0022316299	514.75	.0022316299	23.55	538.30
6120	* COUNTY FLOOD ZN #2	5,075.53	.0220047311	5,075.53	.0220047311	232.25	5,307.78
7770	UNITED WTR CONS DIST	1,335.36	.0057893403	1,335.36	.0057893403	61.10	1,396.46
8034	CITY OXNARD DIST #4	56,433.55	.2446644228	56,433.55	.2446644228	2,582.34	59,015.89
8600	CALLEGUAS MUN WTR	5,908.32	.0256150695	5,908.32	.0256150695	270.36	6,178.68
TRA 03285	Totals:	230,656.97	1.0000000000	230,656.97	1.0000000000	10,554.64	241,211.61

*** Gross Assessed Valuation Information(Assessed valuations Minus Local Exemptions) ***

	Prior Year A/V	Transfers	Current Year AVI	A/V
Secured	22,982,508			24,015,472
Unsecured				22,500
State Assessed				
	22,982,508		1,055,464	24,037,972

Fund NO.	Description	Prior Year Allocation	Prior Year Factor	Adjusted Prior Year Allocation	Adjusted Prior Year Factor	Annual Tax Increment	Current Year Allocation
1031	EL SCH GEN OXNARD	80,302.55	.1927973374	80,302.55	.1927973374	3,295.11	83,597.66
2007	HI SCH GEN OXNARD	56,608.19	.1359098678	56,608.19	.1359098678	2,322.85	58,931.04
2015	VTA COM COLLEGE GEN	22,998.03	.0552156882	22,998.03	.0552156882	943.70	23,941.73
2019	VTA COLLEGE CHILD CTR	118.62	.0002847941	118.62	.0002847941	4.87	123.49
4001	COUNTY GENERAL FUND	86,210.17	.2069808029	86,210.17	.2069808029	3,537.51	89,747.68
4002	E.R.A.F.	24,154.86	.0579931025	24,154.86	.0579931025	991.16	25,146.02
4004	E.R.A.F. 93-94 SHIFT	49,790.64	.1195417001	49,790.64	.1195417001	2,043.10	51,833.74
4005	VTA. CO. OFFICE EDUCATION	6,722.37	.0161396645	6,722.37	.0161396645	275.84	6,998.21
6100	* COUNTY FLOOD ZN ADM	1,036.36	.0024881762	1,036.36	.0024881762	42.53	1,078.89
6120	* COUNTY FLOOD ZN #2	10,215.15	.0245254115	10,215.15	.0245254115	419.17	10,634.32
7770	UNITED WTR CONS DIST	2,629.44	.0063129992	2,629.44	.0063129992	107.90	2,737.34
8031	CITY OXNARD DIST #1	72,158.80	.1732451147	72,158.80	.1732451147	2,960.95	75,119.75
8600	CALLEGUAS MUN WTR	3,567.57	.0085653409	3,567.57	.0085653409	146.39	3,713.96
TRA 03286	Totals:	416,512.75	1.0000000000	416,512.75	1.0000000000	17,091.08	433,603.83

*** Gross Assessed Valuation Information(Assessed valuations Minus Local Exemptions) ***

	Prior Year A/V	Transfers	Current Year AVI	A/V
Secured	39,755,043		41,431,021	
Unsecured	768,300		801,430	
State Assessed				
	40,523,343		1,709,108	42,232,451

Fund NO.	Description	Prior Year Allocation	Prior Year Factor	Adjusted Prior Year Allocation	Adjusted Prior Year Factor	Annual Tax Increment	Current Year Allocation
1031	EL SCH GEN OXNARD	1,087,926.40	.1925268347	1,087,926.40	.1925268347	64,723.05	1,152,649.45
2007	HI SCH GEN OXNARD	768,005.88	.1359115289	768,005.88	.1359115289	45,690.30	813,696.18
2015	VTA COM COLLEGE GEN	312,015.86	.0552164418	312,015.86	.0552164418	18,562.49	330,578.35
2019	VTA COLLEGE CHILD CTR	1,611.81	.0002852375	1,611.81	.0002852375	95.89	1,707.70
4001	COUNTY GENERAL FUND	1,155,324.57	.2044540695	1,155,324.57	.2044540695	68,732.70	1,224,057.27
4002	E.R.A.F.	328,464.60	.0581273230	328,464.60	.0581273230	19,541.06	348,005.66
4004	E.R.A.F. 93-94 SHIFT	675,765.53	.1195880502	675,765.53	.1195880502	40,202.72	715,968.25
4005	VTA. CO. OFFICE EDUCATION	90,442.50	.0160053194	90,442.50	.0160053194	5,380.62	95,823.12
6100	* COUNTY FLOOD ZN ADM	14,063.27	.0024887322	14,063.27	.0024887322	836.65	14,899.92
6120	* COUNTY FLOOD ZN #2	139,163.38	.0246272968	139,163.38	.0246272968	8,279.13	147,442.51
7770	UNITED WTR CONS DIST	36,086.50	.0063861120	36,086.50	.0063861120	2,146.86	38,233.36
8031	CITY OXNARD DIST #1	993,334.67	.1757872387	993,334.67	.1757872387	59,095.59	1,052,430.26
8600	CALLEGUAS MUN WTR	48,573.05	.0085958153	48,573.05	.0085958153	2,889.71	51,462.76
TRA 03287	Totals:	5,650,778.02	1.0000000000	5,650,778.02	1.0000000000	336,176.77	5,986,954.79

*** Gross Assessed Valuation Information(Assessed valuations Minus Local Exemptions) ***

	Prior Year A/V	Current Year AVI	
Secured	551,709,030	581,670,233	Transfers
Unsecured	18,141,596	21,798,070	
State Assessed			
	569,850,626	33,617,677	603,468,303

Fund NO.	Description	Prior Year Allocation	Prior Year Factor	Adjusted Prior Year Allocation	Adjusted Prior Year Factor	Annual Tax Increment	Current Year Allocation
1031	EL SCH GEN OXNARD	4,607.52	.1928972109	4,607.52	.1928972109	162.80	4,770.32
2007	HI SCH GEN OXNARD	3,247.98	.1359783059	3,247.98	.1359783059	114.76	3,362.74
2015	VTA COM COLLEGE GEN	1,293.03	.0541327425	1,293.03	.0541327425	45.69	1,338.72
2019	VTA COLLEGE CHILD CTR	6.81	.0002852080	6.81	.0002852080	.24	7.05
4001	COUNTY GENERAL FUND	4,979.39	.2084681712	4,979.39	.2084681712	175.95	5,155.34
4002	E.R.A.F.	1,386.61	.0580512526	1,386.61	.0580512526	48.99	1,435.60
4004	E.R.A.F. 93-94 SHIFT	2,851.06	.1193605336	2,851.06	.1193605336	100.74	2,951.80
4005	VTA. CO. OFFICE EDUCATION	385.79	.0161511276	385.79	.0161511276	13.63	399.42
6100	* COUNTY FLOOD ZN ADM	59.44	.0024885542	59.44	.0024885542	2.10	61.54
6120	* COUNTY FLOOD ZN #2	585.81	.0245252788	585.81	.0245252788	20.70	606.51
7770	UNITED WTR CONS DIST	151.84	.0063561576	151.84	.0063561576	5.36	157.20
8031	CITY OXNARD DIST #1	4,124.46	.1726741619	4,124.46	.1726741619	145.73	4,270.19
8600	CALLEGUAS MUN WTR	206.18	.0086312952	206.18	.0086312952	7.28	213.46
TRA 03288	Totals:	23,885.92	1.0000000000	23,885.92	1.0000000000	843.97	24,729.89

*** Gross Assessed Valuation Information(Assessed valuations Minus Local Exemptions) ***

	Prior Year A/V	Transfers	Current Year AVI	A/V
Secured	3,905,241			3,989,638
Unsecured				
State Assessed				
	3,905,241		84,397	3,989,638

Fund NO.	Description	Prior Year Allocation	Prior Year Factor	Adjusted Prior Year Allocation	Adjusted Prior Year Factor	Annual Tax Increment	Current Year Allocation
1031	EL SCH GEN OXNARD	1,957.69	.1934755763	1,957.69	.1934755763	38.99	1,996.68
2007	HI SCH GEN OXNARD	1,394.17	.1377842866	1,394.17	.1377842866	27.76	1,421.93
2015	VTA COM COLLEGE GEN	566.42	.0559788690	566.42	.0559788690	11.28	577.70
2019	VTA COLLEGE CHILD CTR	2.90	.0002875792	2.90	.0002875792	.06	2.96
4001	COUNTY GENERAL FUND	2,001.45	.1977959955	2,001.45	.1977959955	39.85	2,041.30
4002	E.R.A.F.	568.29	.0561649496	568.29	.0561649496	11.32	579.61
4004	E.R.A.F. 93-94 SHIFT	1,192.40	.1178470707	1,192.40	.1178470707	23.75	1,216.15
4005	VTA. CO. OFFICE EDUCATION	223.13	.0220493525	223.13	.0220493525	4.44	227.57
6100	* COUNTY FLOOD ZN ADM	25.53	.0025229640	25.53	.0025229640	.51	26.04
6120	* COUNTY FLOOD ZN #2	251.56	.0248623124	251.56	.0248623124	5.01	256.57
7770	UNITED WTR CONS DIST	120.55	.0119139969	120.55	.0119139969	2.40	122.95
8031	CITY OXNARD DIST #1	1,814.40	.1793170473	1,814.40	.1793170473	36.13	1,850.53
TRA 03289	Totals:	10,118.49	1.0000000000	10,118.49	1.0000000000	201.50	10,319.99

*** Gross Assessed Valuation Information(Assessed valuations Minus Local Exemptions) ***

	Prior Year	Transfers	Current Year	AVI	A/V
Secured	1,015,546				1,035,696
Unsecured					
State Assessed					
	1,015,546		20,150		1,035,696

Fund NO.	Description	Prior Year Allocation	Prior Year Factor	Adjusted Prior Year Allocation	Adjusted Prior Year Factor	Annual Tax Increment	Current Year Allocation
1031	EL SCH GEN OXNARD		.1926455916		.1926455916		
2007	HI SCH GEN OXNARD		.1358019818		.1358019818		
2015	VTA COM COLLEGE GEN		.0551729848		.0551729848		
2019	VTA COLLEGE CHILD CTR		.0002859253		.0002859253		
4001	COUNTY GENERAL FUND		.2073488434		.2073488434		
4002	E.R.A.F.		.0581496434		.0581496434		
4004	E.R.A.F. 93-94 SHIFT		.1197953887		.1197953887		
4005	VTA. CO. OFFICE EDUCATION		.0161311780		.0161311780		
6100	* COUNTY FLOOD ZN ADM		.0024870042		.0024870042		
6120	* COUNTY FLOOD ZN #2		.0245061371		.0245061371		
7770	UNITED WTR CONS DIST		.0063087780		.0063087780		
8031	CITY OXNARD DIST #1		.1728080402		.1728080402		
8600	CALLEGUAS MUN WTR		.0085585035		.0085585035		
TRA 03290	Totals:		1.0000000000		1.0000000000		

Fund NO.	Description	Prior Year Allocation	Prior Year Factor	Adjusted Prior Year Allocation	Adjusted Prior Year Factor	Annual Tax Increment	Current Year Allocation
4001	COUNTY GENERAL FUND		1.0000000000		1.0000000000		
TRA 03291	Totals:		1.0000000000		1.0000000000		

Fund NO.	Description	Prior Year Allocation	Prior Year Factor	Adjusted Prior Year Allocation	Adjusted Prior Year Factor	Annual Tax Increment	Current Year Allocation
1031	EL SCH GEN OXNARD	929,721.30	.1935719597	929,721.30	.1935719597	9,510.44	939,231.74
2007	HI SCH GEN OXNARD	655,387.67	.1364545251	655,387.67	.1364545251	6,704.19	662,091.86
2015	VTA COM COLLEGE GEN	266,258.82	.0554362228	266,258.82	.0554362228	2,723.65	268,982.47
2019	VTA COLLEGE CHILD CTR	1,376.59	.0002866129	1,376.59	.0002866129	14.08	1,390.67
4001	COUNTY GENERAL FUND	980,902.09	.2042280141	980,902.09	.2042280141	10,033.98	990,936.07
4002	E.R.A.F.	277,902.29	.0578604508	277,902.29	.0578604508	2,842.76	280,745.05
4004	E.R.A.F. 93-94 SHIFT	577,666.02	.1202725408	577,666.02	.1202725408	5,909.14	583,575.16
4005	VTA. CO. OFFICE EDUCATION	77,849.06	.0162085055	77,849.06	.0162085055	796.34	78,645.40
6100	* COUNTY FLOOD ZN ADM	12,001.49	.0024987672	12,001.49	.0024987672	122.77	12,124.26
6120	* COUNTY FLOOD ZN #2	118,266.27	.0246235457	118,266.27	.0246235457	1,209.79	119,476.06
7770	UNITED WTR CONS DIST	30,359.77	.0063210327	30,359.77	.0063210327	310.56	30,670.33
8031	CITY OXNARD DIST #1	833,979.29	.1736380683	833,979.29	.1736380683	8,531.06	842,510.35
8600	CALLEGUAS MUN WTR	41,304.39	.0085997544	41,304.39	.0085997544	422.52	41,726.91
TRA 03294	Totals:	4,802,975.05	1.0000000000	4,802,975.05	1.0000000000	49,131.28	4,852,106.33

*** Gross Assessed Valuation Information(Assessed valuations Minus Local Exemptions) ***

	Prior Year A/V	Transfers	Current Year AVI	A/V
Secured	416,573,367		422,769,921	
Unsecured	69,191,409		67,907,983	
State Assessed				
	485,764,776		4,913,128	490,677,904

Fund NO.	Description	Prior Year Allocation	Prior Year Factor	Adjusted Prior Year Allocation	Adjusted Prior Year Factor	Annual Tax Increment	Current Year Allocation
1015	EL SCH GEN PT HUE	75,312.69	.1894610512	75,312.69	.1894610512	4,204.45	79,517.14
2007	HI SCH GEN OXNARD	53,936.18	.1356850375	53,936.18	.1356850375	3,011.07	56,947.25
2015	VTA COM COLLEGE GEN	21,912.51	.0551244866	21,912.51	.0551244866	1,223.30	23,135.81
2019	VTA COLLEGE CHILD CTR	113.28	.0002850213	113.28	.0002850213	6.33	119.61
4001	COUNTY GENERAL FUND	80,723.05	.2030715223	80,723.05	.2030715223	4,506.48	85,229.53
4002	E.R.A.F.	22,870.18	.0575335862	22,870.18	.0575335862	1,276.76	24,146.94
4004	E.R.A.F. 93-94 SHIFT	47,539.88	.1195941210	47,539.88	.1195941210	2,653.99	50,193.87
4005	VTA. CO. OFFICE EDUCATION	9,850.19	.0247796826	9,850.19	.0247796826	549.90	10,400.09
6100	* COUNTY FLOOD ZN ADM	987.70	.0024847189	987.70	.0024847189	55.14	1,042.84
6120	* COUNTY FLOOD ZN #2	9,732.96	.0244847381	9,732.96	.0244847381	543.36	10,276.32
7770	UNITED WTR CONS DIST	2,498.41	.0062851713	2,498.41	.0062851713	139.48	2,637.89
8031	CITY OXNARD DIST #1	68,633.96	.1726596459	68,633.96	.1726596459	3,831.60	72,465.56
8600	CALLEGUAS MUN WTR	3,399.21	.0085512171	3,399.21	.0085512171	189.77	3,588.98
TRA 03296	Totals:	397,510.20	1.0000000000	397,510.20	1.0000000000	22,191.63	419,701.83

*** Gross Assessed Valuation Information(Assessed valuations Minus Local Exemptions) ***

	Prior Year A/V	Transfers	Current Year AVI	A/V
Secured	40,307,663			42,527,326
Unsecured	14,100			13,600
State Assessed				
	40,321,763		2,219,163	42,540,926

Fund NO.	Description	Prior Year Allocation	Prior Year Factor	Adjusted Prior Year Allocation	Adjusted Prior Year Factor	Annual Tax Increment	Current Year Allocation
1015	EL SCH GEN PT HUE	220,213.92	.1889204807	220,213.92	.1889204807	3,245.35	223,459.27
2007	HI SCH GEN OXNARD	157,709.17	.1352979447	157,709.17	.1352979447	2,324.20	160,033.37
2015	VTA COM COLLEGE GEN	64,072.21	.0549672404	64,072.21	.0549672404	944.25	65,016.46
2019	VTA COLLEGE CHILD CTR	331.26	.0002841860	331.26	.0002841860	4.88	336.14
4001	COUNTY GENERAL FUND	236,035.38	.2024935731	236,035.38	.2024935731	3,478.52	239,513.90
4002	E.R.A.F.	67,145.42	.0576034507	67,145.42	.0576034507	989.54	68,134.96
4004	E.R.A.F. 93-94 SHIFT	139,470.06	.1196507441	139,470.06	.1196507441	2,055.41	141,525.47
4005	VTA. CO. OFFICE EDUCATION	28,801.85	.0247089735	28,801.85	.0247089735	424.46	29,226.31
6100	* COUNTY FLOOD ZN ADM	2,887.97	.0024775789	2,887.97	.0024775789	42.56	2,930.53
6120	* COUNTY FLOOD ZN #2	28,459.03	.0244148611	28,459.03	.0244148611	419.41	28,878.44
7770	UNITED WTR CONS DIST	7,313.31	.0062740985	7,313.31	.0062740985	107.78	7,421.09
8031	CITY OXNARD DIST #1	203,264.93	.1743802337	203,264.93	.1743802337	2,995.58	206,260.51
8600	CALLEGUAS MUN WTR	9,938.96	.0085266346	9,938.96	.0085266346	146.47	10,085.43
TRA 03297	Totals:	1,165,643.47	1.0000000000	1,165,643.47	1.0000000000	17,178.41	1,182,821.88

*** Gross Assessed Valuation Information(Assessed valuations Minus Local Exemptions) ***

	Prior Year A/V	Current Year AVI	
Secured	111,319,809	114,764,178	Transfers
Unsecured	6,931,260	5,204,732	
State Assessed			
	118,251,069	119,968,910	

Fund NO.	Description	Prior Year Allocation	Prior Year Factor	Adjusted Prior Year Allocation	Adjusted Prior Year Factor	Annual Tax Increment	Current Year Allocation
1031	EL SCH GEN OXNARD	111,167.20	.1930173751	111,167.20	.1930173751	2,515.33	113,682.53
2007	HI SCH GEN OXNARD	78,365.01	.1360636301	78,365.01	.1360636301	1,773.13	80,138.14
2015	VTA COM COLLEGE GEN	31,837.20	.0552782984	31,837.20	.0552782984	720.37	32,557.57
2019	VTA COLLEGE CHILD CTR	164.56	.0002857451	164.56	.0002857451	3.72	168.28
4001	COUNTY GENERAL FUND	117,284.95	.2036394746	117,284.95	.2036394746	2,653.76	119,938.71
4002	E.R.A.F.	33,363.34	.0579281042	33,363.34	.0579281042	754.90	34,118.24
4004	E.R.A.F. 93-94 SHIFT	69,302.23	.1203280857	69,302.23	.1203280857	1,568.07	70,870.30
4005	VTA. CO. OFFICE EDUCATION	9,308.35	.0161619107	9,308.35	.0161619107	210.62	9,518.97
6100	* COUNTY FLOOD ZN ADM	1,435.03	.0024915876	1,435.03	.0024915876	32.47	1,467.50
6120	* COUNTY FLOOD ZN #2	14,141.16	.0245530141	14,141.16	.0245530141	319.97	14,461.13
7770	UNITED WTR CONS DIST	3,634.05	.0063097342	3,634.05	.0063097342	82.23	3,716.28
8031	CITY OXNARD DIST #1	101,002.13	.1753679958	101,002.13	.1753679958	2,285.33	103,287.46
8600	CALLEGUAS MUN WTR	4,938.75	.0085750444	4,938.75	.0085750444	111.75	5,050.50
TRA 03298	Totals:	575,943.96	1.0000000000	575,943.96	1.0000000000	13,031.65	588,975.61

*** Gross Assessed Valuation Information(Assessed valuations Minus Local Exemptions) ***

	Prior Year A/V	Transfers	Current Year AVI	A/V
Secured	51,301,084			52,184,419
Unsecured	6,768,360			7,188,190
State Assessed				
	58,069,444		1,303,165	59,372,609

Fund NO.	Description	Prior Year Allocation	Prior Year Factor	Adjusted Prior Year Allocation	Adjusted Prior Year Factor	Annual Tax Increment	Current Year Allocation
1015	EL SCH GEN PT HUE	4,529.18	.1952866376	4,529.18	.1952866376	91.72	4,620.90
2007	HI SCH GEN OXNARD	3,243.61	.1398563009	3,243.61	.1398563009	65.68	3,309.29
2015	VTA COM COLLEGE GEN	1,317.76	.0568186532	1,317.76	.0568186532	26.68	1,344.44
2019	VTA COLLEGE CHILD CTR	6.80	.0002931505	6.80	.0002931505	.14	6.94
4001	COUNTY GENERAL FUND	4,422.69	.1906971729	4,422.69	.1906971729	89.57	4,512.26
4002	E.R.A.F.	1,232.17	.0531279989	1,232.17	.0531279989	24.95	1,257.12
4004	E.R.A.F. 93-94 SHIFT	2,709.15	.1168121818	2,709.15	.1168121818	54.86	2,764.01
4005	VTA. CO. OFFICE EDUCATION	589.18	.0254031511	589.18	.0254031511	11.93	601.11
6100	* COUNTY FLOOD ZN ADM	59.38	.0025609186	59.38	.0025609186	1.20	60.58
6120	* COUNTY FLOOD ZN #2	585.31	.0252372168	585.31	.0252372168	11.85	597.16
7770	UNITED WTR CONS DIST	145.63	.0062792286	145.63	.0062792286	2.95	148.58
8031	CITY OXNARD DIST #1	4,351.52	.1876273891	4,351.52	.1876273891	88.12	4,439.64
TRA 03300	Totals:	23,192.38	1.0000000000	23,192.38	1.0000000000	469.65	23,662.03

*** Gross Assessed Valuation Information(Assessed valuations Minus Local Exemptions) ***

	Prior Year	Transfers	Current Year
Secured	2,348,586		2,395,551
Unsecured			
State Assessed			
	2,348,586		46,965
			2,395,551

Fund NO.	Description	Prior Year Allocation	Prior Year Factor	Adjusted Prior Year Allocation	Adjusted Prior Year Factor	Annual Tax Increment	Current Year Allocation
1037	EL SCH GEN RIO		.1915641641		.1915641641		
2007	HI SCH GEN OXNARD		.1353330100		.1353330100		
2015	VTA COM COLLEGE GEN		.0549812369		.0549812369		
2019	VTA COLLEGE CHILD CTR		.0002842127		.0002842127		
4001	COUNTY GENERAL FUND		.2025459317		.2025459317		
4002	E.R.A.F.		.0573842718		.0573842718		
4004	E.R.A.F. 93-94 SHIFT		.1192838711		.1192838711		
4005	VTA. CO. OFFICE EDUCATION		.0247148193		.0247148193		
6100	* COUNTY FLOOD ZN ADM		.0024780689		.0024780689		
6120	* COUNTY FLOOD ZN #2		.0244213276		.0244213276		
7770	UNITED WTR CONS DIST		.0062689461		.0062689461		
8031	CITY OXNARD DIST #1		.1722112389		.1722112389		
8600	CALLEGUAS MUN WTR		.0085289009		.0085289009		
TRA 03301	Totals:		1.0000000000		1.0000000000		

Fund NO.	Description	Prior Year Allocation	Prior Year Factor	Adjusted Prior Year Allocation	Adjusted Prior Year Factor	Annual Tax Increment	Current Year Allocation
1037	EL SCH GEN RIO	394,553.81	.1916825733	394,553.81	.1916825733	77,615.40	472,169.21
2007	HI SCH GEN OXNARD	278,737.33	.1354164843	278,737.33	.1354164843	54,832.34	333,569.67
2015	VTA COM COLLEGE GEN	113,242.13	.0550154209	113,242.13	.0550154209	22,276.64	135,518.77
2019	VTA COLLEGE CHILD CTR	585.46	.0002844283	585.46	.0002844283	115.17	700.63
4001	COUNTY GENERAL FUND	416,266.46	.2022310318	416,266.46	.2022310318	81,886.66	498,153.12
4002	E.R.A.F.	118,078.96	.0573652420	118,078.96	.0573652420	23,228.12	141,307.08
4004	E.R.A.F. 93-94 SHIFT	245,318.08	.1191807096	245,318.08	.1191807096	48,258.21	293,576.29
4005	VTA. CO. OFFICE EDUCATION	50,895.09	.0247259120	50,895.09	.0247259120	10,011.92	60,907.01
6100	* COUNTY FLOOD ZN ADM	5,101.88	.0024785957	5,101.88	.0024785957	1,003.62	6,105.50
6120	* COUNTY FLOOD ZN #2	50,275.68	.0244249857	50,275.68	.0244249857	9,890.07	60,165.75
7770	UNITED WTR CONS DIST	12,904.11	.0062690909	12,904.11	.0062690909	2,538.46	15,442.57
8031	CITY OXNARD DIST #1	354,878.87	.1724076613	354,878.87	.1724076613	69,810.67	424,689.54
8600	CALLEGUAS MUN WTR	17,532.92	.0085178642	17,532.92	.0085178642	3,449.02	20,981.94
TRA 03302	Totals:	2,058,370.78	1.0000000000	2,058,370.78	1.0000000000	404,916.30	2,463,287.08

*** Gross Assessed Valuation Information(Assessed valuations Minus Local Exemptions) ***

	Prior Year A/V	Transfers	Current Year AVI	A/V
Secured	189,447,531		228,577,568	
Unsecured	16,319,185		17,680,778	
State Assessed				
	205,766,716		40,491,630	246,258,346

Fund NO.	Description	Prior Year Allocation	Prior Year Factor	Adjusted Prior Year Allocation	Adjusted Prior Year Factor	Annual Tax Increment	Current Year Allocation
1015	EL SCH GEN PT HUE	34,523.52	.1889205404	34,523.52	.1889205404	2,403.19	36,926.71
2007	HI SCH GEN OXNARD	24,724.48	.1352979281	24,724.48	.1352979281	1,721.08	26,445.56
2015	VTA COM COLLEGE GEN	10,044.77	.0549672580	10,044.77	.0549672580	699.22	10,743.99
2019	VTA COLLEGE CHILD CTR	51.90	.0002841141	51.90	.0002841141	3.61	55.51
4001	COUNTY GENERAL FUND	37,003.93	.2024936999	37,003.93	.2024936999	2,575.86	39,579.79
4002	E.R.A.F.	10,526.26	.0576021445	10,526.26	.0576021445	732.74	11,259.00
4004	E.R.A.F. 93-94 SHIFT	21,865.12	.1196508564	21,865.12	.1196508564	1,522.04	23,387.16
4005	VTA. CO. OFFICE EDUCATION	4,515.32	.0247088616	4,515.32	.0247088616	314.31	4,829.63
6100	* COUNTY FLOOD ZN ADM	452.75	.0024775961	452.75	.0024775961	31.52	484.27
6120	* COUNTY FLOOD ZN #2	4,461.58	.0244148337	4,461.58	.0244148337	310.57	4,772.15
7770	UNITED WTR CONS DIST	1,146.52	.0062742071	1,146.52	.0062742071	79.81	1,226.33
8031	CITY OXNARD DIST #1	31,866.55	.1743811511	31,866.55	.1743811511	2,218.24	34,084.79
8600	CALLEGUAS MUN WTR	1,558.20	.0085268090	1,558.20	.0085268090	108.47	1,666.67
TRA 03303	Totals:	182,740.90	1.0000000000	182,740.90	1.0000000000	12,720.66	195,461.56

*** Gross Assessed Valuation Information(Assessed valuations Minus Local Exemptions) ***

	Prior Year A/V	Transfers	Current Year AVI	A/V
Secured	18,533,378			19,805,444
Unsecured				
State Assessed				
	18,533,378		1,272,066	19,805,444

Fund NO.	Description	Prior Year Allocation	Prior Year Factor	Adjusted Prior Year Allocation	Adjusted Prior Year Factor	Annual Tax Increment	Current Year Allocation
1031	EL SCH GEN OXNARD	328,662.80	.1935665663	328,662.80	.1935665663	16,015.26	344,678.06
2007	HI SCH GEN OXNARD	231,683.98	.1364507115	231,683.98	.1364507115	11,289.63	242,973.61
2015	VTA COM COLLEGE GEN	94,125.82	.0554355624	94,125.82	.0554355624	4,586.61	98,712.43
2019	VTA COLLEGE CHILD CTR	486.62	.0002865998	486.62	.0002865998	23.71	510.33
4001	COUNTY GENERAL FUND	346,782.86	.2042383901	346,782.86	.2042383901	16,898.24	363,681.10
4002	E.R.A.F.	98,243.32	.0578605757	98,243.32	.0578605757	4,787.25	103,030.57
4004	E.R.A.F. 93-94 SHIFT	204,223.82	.1202780020	204,223.82	.1202780020	9,951.53	214,175.35
4005	VTA. CO. OFFICE EDUCATION	27,520.06	.0162079936	27,520.06	.0162079936	1,341.01	28,861.07
6100	* COUNTY FLOOD ZN ADM	4,242.60	.0024986887	4,242.60	.0024986887	206.74	4,449.34
6120	* COUNTY FLOOD ZN #2	41,807.95	.0246228754	41,807.95	.0246228754	2,037.24	43,845.19
7770	UNITED WTR CONS DIST	10,732.43	.0063208830	10,732.43	.0063208830	522.98	11,255.41
8031	CITY OXNARD DIST #1	294,818.14	.1736336716	294,818.14	.1736336716	14,366.06	309,184.20
8600	CALLEGUAS MUN WTR	14,601.32	.0085994799	14,601.32	.0085994799	711.50	15,312.82
TRA 03305	Totals:	1,697,931.72	1.0000000000	1,697,931.72	1.0000000000	82,737.76	1,780,669.48

*** Gross Assessed Valuation Information(Assessed valuations Minus Local Exemptions) ***

	Prior Year A/V	Transfers	Current Year AVI	A/V
Secured	160,263,198		166,949,014	
Unsecured	8,934,250		10,522,210	
State Assessed				
	169,197,448		8,273,776	177,471,224

Fund NO.	Description	Prior Year Allocation	Prior Year Factor	Adjusted Prior Year Allocation	Adjusted Prior Year Factor	Annual Tax Increment	Current Year Allocation
1029	EL SCH GEN OCN VIEW		.1802290536		.1802290536		
2007	HI SCH GEN OXNARD		.1366284911		.1366284911		
2015	VTA COM COLLEGE GEN		.0554550934		.0554550934		
2019	VTA COLLEGE CHILD CTR		.0002009243		.0002009243		
4001	COUNTY GENERAL FUND		.2049427367		.2049427367		
4002	E.R.A.F.		.0582680330		.0582680330		
4004	E.R.A.F. 93-94 SHIFT		.1209563994		.1209563994		
4005	VTA. CO. OFFICE EDUCATION		.0249146072		.0249146072		
6100	* COUNTY FLOOD ZN ADM		.0024110910		.0024110910		
6120	* COUNTY FLOOD ZN #2		.0247136829		.0247136829		
7770	UNITED WTR CONS DIST		.0064295760		.0064295760		
8031	CITY OXNARD DIST #1		.1762105686		.1762105686		
8600	CALLEGUAS MUN WTR		.0086397428		.0086397428		
TRA 03306	Totals:		1.0000000000		1.0000000000		

Fund NO.	Description	Prior Year Allocation	Prior Year Factor	Adjusted Prior Year Allocation	Adjusted Prior Year Factor	Annual Tax Increment	Current Year Allocation
4001	COUNTY GENERAL FUND		1.0000000000		1.0000000000		
TRA 03307	Totals:		1.0000000000		1.0000000000		

No Taxable Parcels Within TRA=03307

Fund NO.	Description	Prior Year Allocation	Prior Year Factor	Adjusted Prior Year Allocation	Adjusted Prior Year Factor	Annual Tax Increment	Current Year Allocation
1031	EL SCH GEN OXNARD	24,290.44	.1995548982	24,290.44	.1995548982	429.08	24,719.52
2007	HI SCH GEN OXNARD	17,124.62	.1406850146	17,124.62	.1406850146	302.50	17,427.12
2015	VTA COM COLLEGE GEN	6,956.45	.0571495954	6,956.45	.0571495954	122.88	7,079.33
2019	VTA COLLEGE CHILD CTR	34.34	.0002820719	34.34	.0002820719	.61	34.95
4001	COUNTY GENERAL FUND	22,612.66	.1857714439	22,612.66	.1857714439	399.44	23,012.10
4002	E.R.A.F.	7,032.23	.0577723703	7,032.23	.0577723703	124.22	7,156.45
4004	E.R.A.F. 93-94 SHIFT	13,712.98	.1126572233	13,712.98	.1126572233	242.24	13,955.22
4005	VTA. CO. OFFICE EDUCATION	2,003.35	.0164583239	2,003.35	.0164583239	35.39	2,038.74
6100	* COUNTY FLOOD ZN ADM	311.78	.0025612533	311.78	.0025612533	5.51	317.29
6120	* COUNTY FLOOD ZN #2	3,089.51	.0253815080	3,089.51	.0253815080	54.58	3,144.09
7770	UNITED WTR CONS DIST	785.65	.0064543991	785.65	.0064543991	13.88	799.53
8031	CITY OXNARD DIST #1	22,689.68	.1864041366	22,689.68	.1864041366	400.81	23,090.49
8600	CALLEGUAS MUN WTR	1,079.42	.0088677615	1,079.42	.0088677615	19.07	1,098.49
TRA 03308	Totals:	121,723.11	1.0000000000	121,723.11	1.0000000000	2,150.21	123,873.32

*** Gross Assessed Valuation Information(Assessed valuations Minus Local Exemptions) ***

	Prior Year A/V	Transfers	Current Year AVI	A/V
Secured	11,801,271		12,037,292	
Unsecured	389,200		368,200	
State Assessed				
	12,190,471		12,405,492	

Fund NO.	Description	Prior Year Allocation	Prior Year Factor	Adjusted Prior Year Allocation	Adjusted Prior Year Factor	Annual Tax Increment	Current Year Allocation
4001	COUNTY GENERAL FUND		1.0000000000		1.0000000000		
TRA 03309	Totals:		1.0000000000		1.0000000000		

No Taxable Parcels Within TRA=03309

Fund NO.	Description	Prior Year Allocation	Prior Year Factor	Adjusted Prior Year Allocation	Adjusted Prior Year Factor	Annual Tax Increment	Current Year Allocation
1029	EL SCH GEN OCN VIEW	5,907.50	.1802210328	5,907.50	.1802210328	392.48	6,299.98
2007	HI SCH GEN OXNARD	4,482.62	.1367518771	4,482.62	.1367518771	297.81	4,780.43
2015	VTA COM COLLEGE GEN	1,821.14	.0555579452	1,821.14	.0555579452	120.99	1,942.13
2019	VTA COLLEGE CHILD CTR	9.36	.0002854985	9.36	.0002854985	.62	9.98
4001	COUNTY GENERAL FUND	6,709.03	.2046736258	6,709.03	.2046736258	445.73	7,154.76
4002	E.R.A.F.	1,908.38	.0582193714	1,908.38	.0582193714	126.79	2,035.17
4004	E.R.A.F. 93-94 SHIFT	3,964.20	.1209365532	3,964.20	.1209365532	263.37	4,227.57
4005	VTA. CO. OFFICE EDUCATION	818.29	.0249636406	818.29	.0249636406	54.37	872.66
6100	* COUNTY FLOOD ZN ADM	82.05	.0025030848	82.05	.0025030848	5.45	87.50
6120	* COUNTY FLOOD ZN #2	808.88	.0246765292	808.88	.0246765292	53.74	862.62
7770	UNITED WTR CONS DIST	207.85	.0063409153	207.85	.0063409153	13.81	221.66
8031	CITY OXNARD DIST #1	5,777.42	.1762525505	5,777.42	.1762525505	383.84	6,161.26
8600	CALLEGUAS MUN WTR	282.47	.0086173756	282.47	.0086173756	18.77	301.24
TRA 03310	Totals:	32,779.19	1.0000000000	32,779.19	1.0000000000	2,177.77	34,956.96

*** Gross Assessed Valuation Information(Assessed valuations Minus Local Exemptions) ***

	Prior Year A/V	Transfers	Current Year AVI	A/V
Secured	3,219,455			3,440,832
Unsecured	37,800			34,200
State Assessed				
	3,257,255		217,777	3,475,032

Fund NO.	Description	Prior Year Allocation	Prior Year Factor	Adjusted Prior Year Allocation	Adjusted Prior Year Factor	Annual Tax Increment	Current Year Allocation
1037	EL SCH GEN RIO	6,337.00	.1916047528	6,337.00	.1916047528	126.80	6,463.80
2007	HI SCH GEN OXNARD	4,476.64	.1353552912	4,476.64	.1353552912	89.57	4,566.21
2015	VTA COM COLLEGE GEN	1,818.73	.0549905865	1,818.73	.0549905865	36.39	1,855.12
2019	VTA COLLEGE CHILD CTR	9.41	.0002843570	9.41	.0002843570	.19	9.60
4001	COUNTY GENERAL FUND	6,699.88	.2025777782	6,699.88	.2025777782	134.07	6,833.95
4002	E.R.A.F.	1,898.20	.0573938449	1,898.20	.0573938449	37.98	1,936.18
4004	E.R.A.F. 93-94 SHIFT	3,945.78	.1193034296	3,945.78	.1193034296	78.95	4,024.73
4005	VTA. CO. OFFICE EDUCATION	811.82	.0245456574	811.82	.0245456574	16.24	828.06
6100	* COUNTY FLOOD ZN ADM	81.97	.0024784271	81.97	.0024784271	1.64	83.61
6120	* COUNTY FLOOD ZN #2	807.83	.0244252804	807.83	.0244252804	16.16	823.99
7770	UNITED WTR CONS DIST	207.38	.0062703002	207.38	.0062703002	4.15	211.53
8031	CITY OXNARD DIST #1	5,696.55	.1722398508	5,696.55	.1722398508	113.98	5,810.53
8600	CALLEGUAS MUN WTR	282.13	.0085304439	282.13	.0085304439	5.65	287.78
TRA 03311	Totals:	33,073.32	1.0000000000	33,073.32	1.0000000000	661.77	33,735.09

*** Gross Assessed Valuation Information(Assessed valuations Minus Local Exemptions) ***

	Prior Year A/V	Transfers	Current Year AVI	A/V
Secured	3,308,880			3,375,057
Unsecured				
State Assessed				
	3,308,880		66,177	3,375,057

Fund NO.	Description	Prior Year Allocation	Prior Year Factor	Adjusted Prior Year Allocation	Adjusted Prior Year Factor	Annual Tax Increment	Current Year Allocation
1031	EL SCH GEN OXNARD	5,107.93	.1935728999	5,107.93	.1935728999	142.97	5,250.90
2007	HI SCH GEN OXNARD	3,600.75	.1364554932	3,600.75	.1364554932	100.78	3,701.53
2015	VTA COM COLLEGE GEN	1,462.86	.0554371002	1,462.86	.0554371002	40.95	1,503.81
2019	VTA COLLEGE CHILD CTR	7.56	.0002863173	7.56	.0002863173	.21	7.77
4001	COUNTY GENERAL FUND	5,387.98	.2041854382	5,387.98	.2041854382	150.81	5,538.79
4002	E.R.A.F.	1,522.40	.0576936564	1,522.40	.0576936564	42.61	1,565.01
4004	E.R.A.F. 93-94 SHIFT	3,173.27	.1202561527	3,173.27	.1202561527	88.82	3,262.09
4005	VTA. CO. OFFICE EDUCATION	429.29	.0162687507	429.29	.0162687507	12.02	441.31
6100	* COUNTY FLOOD ZN ADM	65.96	.0024987691	65.96	.0024987691	1.85	67.81
6120	* COUNTY FLOOD ZN #2	656.11	.0248647765	656.11	.0248647765	18.36	674.47
7770	UNITED WTR CONS DIST	171.58	.0065021499	171.58	.0065021499	4.80	176.38
8031	CITY OXNARD DIST #1	4,581.97	.1736398664	4,581.97	.1736398664	128.25	4,710.22
8600	CALLEGUAS MUN WTR	220.02	.0083386295	220.02	.0083386295	6.16	226.18
TRA 03312	Totals:	26,387.68	1.0000000000	26,387.68	1.0000000000	738.59	27,126.27

*** Gross Assessed Valuation Information(Assessed valuations Minus Local Exemptions) ***

	Prior Year A/V	Transfers	Current Year AVI	A/V
Secured	2,673,046			2,726,505
Unsecured				20,400
State Assessed				
	2,673,046		73,859	2,746,905

Fund NO.	Description	Prior Year Allocation	Prior Year Factor	Adjusted Prior Year Allocation	Adjusted Prior Year Factor	Annual Tax Increment	Current Year Allocation
1037	EL SCH GEN RIO	73,775.09	.1915647388	73,775.09	.1915647388	19,489.90-	54,285.19
2007	HI SCH GEN OXNARD	52,119.32	.1353332636	52,119.32	.1353332636	13,768.88-	38,350.44
2015	VTA COM COLLEGE GEN	21,174.41	.0549815577	21,174.41	.0549815577	5,593.85-	15,580.56
2019	VTA COLLEGE CHILD CTR	109.45	.0002842043	109.45	.0002842043	28.92-	80.53
4001	COUNTY GENERAL FUND	78,004.32	.2025463696	78,004.32	.2025463696	20,607.18-	57,397.14
4002	E.R.A.F.	22,099.35	.0573832778	22,099.35	.0573832778	5,838.21-	16,261.14
4004	E.R.A.F. 93-94 SHIFT	45,937.91	.1192825731	45,937.91	.1192825731	12,135.87-	33,802.04
4005	VTA. CO. OFFICE EDUCATION	9,518.38	.0247154609	9,518.38	.0247154609	2,514.56-	7,003.82
6100	* COUNTY FLOOD ZN ADM	954.43	.0024782740	954.43	.0024782740	252.14-	702.29
6120	* COUNTY FLOOD ZN #2	9,405.07	.0244212547	9,405.07	.0244212547	2,484.63-	6,920.44
7770	UNITED WTR CONS DIST	2,414.33	.0062690720	2,414.33	.0062690720	637.82-	1,776.51
8031	CITY OXNARD DIST #1	66,321.81	.1722115057	66,321.81	.1722115057	17,520.89-	48,800.92
8600	CALLEGUAS MUN WTR	3,284.46	.0085284478	3,284.46	.0085284478	867.69-	2,416.77
TRA 03313	Totals:	385,118.33	1.0000000000	385,118.33	1.0000000000	101,740.54-	283,377.79

*** Gross Assessed Valuation Information(Assessed valuations Minus Local Exemptions) ***

	Prior Year A/V	Transfers	Current Year AVI	A/V
Secured	39,403,426			29,868,792
Unsecured	2,236,420			1,597,000
State Assessed				
	41,639,846		10,174,054-	31,465,792

Fund NO.	Description	Prior Year Allocation	Prior Year Factor	Adjusted Prior Year Allocation	Adjusted Prior Year Factor	Annual Tax Increment	Current Year Allocation
1015	EL SCH GEN PT HUE	3,593.40	.1889217918	3,593.40	.1889217918	896.31	4,489.71
2007	HI SCH GEN OXNARD	2,573.54	.1353012148	2,573.54	.1353012148	641.92	3,215.46
2015	VTA COM COLLEGE GEN	1,045.53	.0549697695	1,045.53	.0549697695	260.80	1,306.33
2019	VTA COLLEGE CHILD CTR	5.36	.0002819711	5.36	.0002819711	1.34	6.70
4001	COUNTY GENERAL FUND	3,851.60	.2024934788	3,851.60	.2024934788	960.69	4,812.29
4002	E.R.A.F.	1,095.62	.0576018747	1,095.62	.0576018747	273.28	1,368.90
4004	E.R.A.F. 93-94 SHIFT	2,275.86	.1196512545	2,275.86	.1196512545	567.67	2,843.53
4005	VTA. CO. OFFICE EDUCATION	469.85	.0247022452	469.85	.0247022452	117.20	587.05
6100	* COUNTY FLOOD ZN ADM	47.11	.0024770772	47.11	.0024770772	11.75	58.86
6120	* COUNTY FLOOD ZN #2	464.38	.0244146571	464.38	.0244146571	115.83	580.21
7770	UNITED WTR CONS DIST	119.33	.0062741389	119.33	.0062741389	29.77	149.10
8031	CITY OXNARD DIST #1	3,316.87	.1743828651	3,316.87	.1743828651	827.34	4,144.21
8600	CALLEGUAS MUN WTR	162.19	.0085276613	162.19	.0085276613	40.46	202.65
TRA 03314	Totals:	19,020.64	1.0000000000	19,020.64	1.0000000000	4,744.36	23,765.00

*** Gross Assessed Valuation Information(Assessed valuations Minus Local Exemptions) ***

	Prior Year A/V	Transfers	Current Year AVI	A/V
Secured	1,945,458			2,419,894
Unsecured				
State Assessed				
	1,945,458		474,436	2,419,894

Fund NO.	Description	Prior Year Allocation	Prior Year Factor	Adjusted Prior Year Allocation	Adjusted Prior Year Factor	Annual Tax Increment	Current Year Allocation
1031	EL SCH GEN OXNARD	34,804.26	.1935771863	34,804.26	.1935771863	689.24	35,493.50
2007	HI SCH GEN OXNARD	24,534.28	.1364567224	24,534.28	.1364567224	485.86	25,020.14
2015	VTA COM COLLEGE GEN	9,967.39	.0554375003	9,967.39	.0554375003	197.39	10,164.78
2019	VTA COLLEGE CHILD CTR	51.12	.0002843418	51.12	.0002843418	1.01	52.13
4001	COUNTY GENERAL FUND	36,719.93	.2042319990	36,719.93	.2042319990	727.16	37,447.09
4002	E.R.A.F.	10,402.80	.0578591427	10,402.80	.0578591427	206.01	10,608.81
4004	E.R.A.F. 93-94 SHIFT	21,625.25	.1202770105	21,625.25	.1202770105	428.25	22,053.50
4005	VTA. CO. OFFICE EDUCATION	2,911.47	.0161933245	2,911.47	.0161933245	57.66	2,969.13
6100	* COUNTY FLOOD ZN ADM	448.97	.0024971111	448.97	.0024971111	8.89	457.86
6120	* COUNTY FLOOD ZN #2	4,427.05	.0246227353	4,427.05	.0246227353	87.67	4,514.72
7770	UNITED WTR CONS DIST	1,136.27	.0063197711	1,136.27	.0063197711	22.50	1,158.77
8031	CITY OXNARD DIST #1	31,220.39	.1736440757	31,220.39	.1736440757	618.26	31,838.65
8600	CALLEGUAS MUN WTR	1,546.09	.0085990793	1,546.09	.0085990793	30.62	1,576.71
TRA 03315	Totals:	179,795.27	1.0000000000	179,795.27	1.0000000000	3,560.52	183,355.79

*** Gross Assessed Valuation Information(Assessed valuations Minus Local Exemptions) ***

	Prior Year A/V	Transfers	Current Year AVI	A/V
Secured	11,585,962			11,817,290
Unsecured	5,467,839			5,592,563
State Assessed				
	17,053,801		356,052	17,409,853

Fund NO.	Description	Prior Year Allocation	Prior Year Factor	Adjusted Prior Year Allocation	Adjusted Prior Year Factor	Annual Tax Increment	Current Year Allocation
1037	EL SCH GEN RIO	35,303.24	.1915641161	35,303.24	.1915641161	635.00	35,938.24
2007	HI SCH GEN OXNARD	24,940.42	.1353328521	24,940.42	.1353328521	448.61	25,389.03
2015	VTA COM COLLEGE GEN	10,132.51	.0549813677	10,132.51	.0549813677	182.25	10,314.76
2019	VTA COLLEGE CHILD CTR	52.38	.0002841871	52.38	.0002841871	.94	53.32
4001	COUNTY GENERAL FUND	37,326.86	.2025454588	37,326.86	.2025454588	671.42	37,998.28
4002	E.R.A.F.	10,575.33	.0573843559	10,575.33	.0573843559	190.22	10,765.55
4004	E.R.A.F. 93-94 SHIFT	21,982.80	.1192839755	21,982.80	.1192839755	395.41	22,378.21
4005	VTA. CO. OFFICE EDUCATION	4,554.78	.0247152352	4,554.78	.0247152352	81.93	4,636.71
6100	* COUNTY FLOOD ZN ADM	456.68	.0024781807	456.68	.0024781807	8.21	464.89
6120	* COUNTY FLOOD ZN #2	4,500.58	.0244211103	4,500.58	.0244211103	80.95	4,581.53
7770	UNITED WTR CONS DIST	1,155.30	.0062689979	1,155.30	.0062689979	20.78	1,176.08
8031	CITY OXNARD DIST #1	31,736.68	.1722111382	31,736.68	.1722111382	570.85	32,307.53
8600	CALLEGUAS MUN WTR	1,571.83	.0085290245	1,571.83	.0085290245	28.27	1,600.10
TRA 03316	Totals:	184,289.39	1.0000000000	184,289.39	1.0000000000	3,314.84	187,604.23

*** Gross Assessed Valuation Information(Assessed valuations Minus Local Exemptions) ***

	Prior Year A/V	Transfers	Current Year AVI	A/V
Secured	18,590,282			18,962,086
Unsecured	607,910			567,590
State Assessed				
	19,198,192		331,484	19,529,676

Fund NO.	Description	Prior Year Allocation	Prior Year Factor	Adjusted Prior Year Allocation	Adjusted Prior Year Factor	Annual Tax Increment	Current Year Allocation
1037	EL SCH GEN RIO		.1966666667		.1966666667		
2007	HI SCH GEN OXNARD		.1333333333		.1333333333		
2015	VTA COM COLLEGE GEN		.0533333333		.0533333333		
4001	COUNTY GENERAL FUND		.2066666667		.2066666667		
4002	E.R.A.F.		.0566666667		.0566666667		
4004	E.R.A.F. 93-94 SHIFT		.1166666667		.1166666667		
4005	VTA. CO. OFFICE EDUCATION		.0233333333		.0233333333		
6100	* COUNTY FLOOD ZN ADM		.0033333333		.0033333333		
6120	* COUNTY FLOOD ZN #2		.0233333333		.0233333333		
7770	UNITED WTR CONS DIST		.0066666667		.0066666667		
8031	CITY OXNARD DIST #1		.1700000000		.1700000000		
8600	CALLEGUAS MUN WTR		.0100000000		.0100000000		
TRA 03317	Totals:		1.0000000000		1.0000000000		

Fund NO.	Description	Prior Year Allocation	Prior Year Factor	Adjusted Prior Year Allocation	Adjusted Prior Year Factor	Annual Tax Increment	Current Year Allocation
1029	EL SCH GEN OCN VIEW	62,902.61	.1891078215	62,902.61	.1891078215	2,599.45	65,502.06
2007	HI SCH GEN OXNARD	45,047.97	.1354303836	45,047.97	.1354303836	1,861.61	46,909.58
2015	VTA COM COLLEGE GEN	18,301.48	.0550208351	18,301.48	.0550208351	756.31	19,057.79
2019	VTA COLLEGE CHILD CTR	94.57	.0002842888	94.57	.0002842888	3.91	98.48
4001	COUNTY GENERAL FUND	67,156.48	.2018964984	67,156.48	.2018964984	2,775.25	69,931.73
4002	E.R.A.F.	19,164.25	.0576146379	19,164.25	.0576146379	791.96	19,956.21
4004	E.R.A.F. 93-94 SHIFT	39,732.38	.1194497684	39,732.38	.1194497684	1,641.94	41,374.32
4005	VTA. CO. OFFICE EDUCATION	8,226.40	.0247314617	8,226.40	.0247314617	339.96	8,566.36
6100	* COUNTY FLOOD ZN ADM	824.99	.0024802202	824.99	.0024802202	34.09	859.08
6120	* COUNTY FLOOD ZN #2	8,129.06	.0244388701	8,129.06	.0244388701	335.93	8,464.99
7770	UNITED WTR CONS DIST	2,087.45	.0062756080	2,087.45	.0062756080	86.26	2,173.71
8031	CITY OXNARD DIST #1	58,122.99	.1747386187	58,122.99	.1747386187	2,401.93	60,524.92
8600	CALLEGUAS MUN WTR	2,837.64	.0085309876	2,837.64	.0085309876	117.27	2,954.91
TRA 03318	Totals:	332,628.27	1.0000000000	332,628.27	1.0000000000	13,745.87	346,374.14

*** Gross Assessed Valuation Information(Assessed valuations Minus Local Exemptions) ***

	Prior Year A/V	Transfers	Current Year AVI	A/V
Secured	33,280,332			34,654,919
Unsecured				
State Assessed				
	33,280,332		1,374,587	34,654,919

Fund NO.	Description	Prior Year Allocation	Prior Year Factor	Adjusted Prior Year Allocation	Adjusted Prior Year Factor	Annual Tax Increment	Current Year Allocation
1031	EL SCH GEN OXNARD	88,503.22	.1927129796	88,503.22	.1927129796	3,986.83	92,490.05
2007	HI SCH GEN OXNARD	62,388.22	.1358484017	62,388.22	.1358484017	2,810.42	65,198.64
2015	VTA COM COLLEGE GEN	25,346.38	.0551909006	25,346.38	.0551909006	1,141.78	26,488.16
2019	VTA COLLEGE CHILD CTR	130.44	.0002840206	130.44	.0002840206	5.88	136.32
4001	COUNTY GENERAL FUND	94,687.67	.2061793835	94,687.67	.2061793835	4,265.43	98,953.10
4002	E.R.A.F.	26,600.98	.0579228047	26,600.98	.0579228047	1,198.30	27,799.28
4004	E.R.A.F. 93-94 SHIFT	55,568.38	.1209984303	55,568.38	.1209984303	2,503.21	58,071.59
4005	VTA. CO. OFFICE EDUCATION	7,406.90	.0161282816	7,406.90	.0161282816	333.66	7,740.56
6100	* COUNTY FLOOD ZN ADM	1,141.96	.0024865938	1,141.96	.0024865938	51.44	1,193.40
6120	* COUNTY FLOOD ZN #2	11,258.25	.0245145009	11,258.25	.0245145009	507.15	11,765.40
7770	UNITED WTR CONS DIST	2,894.77	.0063032566	2,894.77	.0063032566	130.40	3,025.17
8031	CITY OXNARD DIST #1	79,389.89	.1728689430	79,389.89	.1728689430	3,576.30	82,966.19
8600	CALLEGUAS MUN WTR	3,931.86	.0085615031	3,931.86	.0085615031	177.12	4,108.98
TRA 03319	Totals:	459,248.92	1.0000000000	459,248.92	1.0000000000	20,687.92	479,936.84

*** Gross Assessed Valuation Information(Assessed valuations Minus Local Exemptions) ***

	Prior Year A/V	Transfers	Current Year AVI	A/V
Secured	46,945,184			49,013,976
Unsecured				
State Assessed				
	46,945,184		2,068,792	49,013,976

Fund NO.	Description	Prior Year Allocation	Prior Year Factor	Adjusted Prior Year Allocation	Adjusted Prior Year Factor	Annual Tax Increment	Current Year Allocation
1037	EL SCH GEN RIO	22,676.42	.1940922812	22,676.42	.1940922812	18,535.25	41,211.67
2007	HI SCH GEN OXNARD	16,020.07	.1371191442	16,020.07	.1371191442	13,094.48	29,114.55
2015	VTA COM COLLEGE GEN	6,508.41	.0557068968	6,508.41	.0557068968	5,319.85	11,828.26
2019	VTA COLLEGE CHILD CTR	33.61	.0002878239	33.61	.0002878239	27.49	61.10
4001	COUNTY GENERAL FUND	23,522.99	.2013380110	23,522.99	.2013380110	19,227.20	42,750.19
4002	E.R.A.F.	6,601.56	.0565041004	6,601.56	.0565041004	5,395.98	11,997.54
4004	E.R.A.F. 93-94 SHIFT	13,846.49	.1185149501	13,846.49	.1185149501	11,317.83	25,164.32
4005	VTA. CO. OFFICE EDUCATION	2,925.53	.0250400222	2,925.53	.0250400222	2,391.25	5,316.78
6100	* COUNTY FLOOD ZN ADM	287.24	.0024585403	287.24	.0024585403	234.78	522.02
6120	* COUNTY FLOOD ZN #2	2,830.70	.0242285333	2,830.70	.0242285333	2,313.75	5,144.45
7770	UNITED WTR CONS DIST	725.05	.0062058071	725.05	.0062058071	592.64	1,317.69
8031	CITY OXNARD DIST #1	19,961.57	.1708552591	19,961.57	.1708552591	16,316.18	36,277.75
8600	CALLEGUAS MUN WTR	893.60	.0076486304	893.60	.0076486304	730.42	1,624.02
TRA 03320	Totals:	116,833.24	1.0000000000	116,833.24	1.0000000000	95,497.10	212,330.34

*** Gross Assessed Valuation Information(Assessed valuations Minus Local Exemptions) ***

	Prior Year A/V	Transfers	Current Year AVI	A/V
Secured	11,302,630			20,894,540
Unsecured	775,000			732,800
State Assessed				
	12,077,630		9,549,710	21,627,340

Fund NO.	Description	Prior Year Allocation	Prior Year Factor	Adjusted Prior Year Allocation	Adjusted Prior Year Factor	Annual Tax Increment	Current Year Allocation
1037	EL SCH GEN RIO	31,078.37	.2033407822	31,078.37	.2033407822	513.81	31,592.18
2007	HI SCH GEN OXNARD	21,909.28	.1433488639	21,909.28	.1433488639	362.22	22,271.50
2015	VTA COM COLLEGE GEN	8,900.92	.0582373017	8,900.92	.0582373017	147.16	9,048.08
2019	VTA COLLEGE CHILD CTR	45.86	.0002999012	45.86	.0002999012	.76	46.62
4001	COUNTY GENERAL FUND	27,727.15	.1814148909	27,727.15	.1814148909	458.39	28,185.54
4002	E.R.A.F.	8,612.96	.0563531823	8,612.96	.0563531823	142.39	8,755.35
4004	E.R.A.F. 93-94 SHIFT	17,175.45	.1123762786	17,175.45	.1123762786	283.95	17,459.40
4005	VTA. CO. OFFICE EDUCATION	2,600.78	.0170164702	2,600.78	.0170164702	43.00	2,643.78
6100	* COUNTY FLOOD ZN ADM	392.74	.0025696077	392.74	.0025696077	6.49	399.23
6120	* COUNTY FLOOD ZN #2	3,870.36	.0253231484	3,870.36	.0253231484	63.99	3,934.35
7770	UNITED WTR CONS DIST	977.90	.0063982162	977.90	.0063982162	16.17	994.07
8031	CITY OXNARD DIST #1	28,380.70	.1856904299	28,380.70	.1856904299	469.21	28,849.91
8600	CALLEGUAS MUN WTR	1,166.30	.0076309268	1,166.30	.0076309268	19.28	1,185.58
TRA 03321	Totals:	152,838.77	1.0000000000	152,838.77	1.0000000000	2,526.82	155,365.59

*** Gross Assessed Valuation Information(Assessed valuations Minus Local Exemptions) ***

	Prior Year A/V	Transfers	Current Year AVI	A/V
Secured	15,115,978		15,418,290	
Unsecured	189,800		140,170	
State Assessed				
	15,305,778		252,682	15,558,460

Fund NO.	Description	Prior Year Allocation	Prior Year Factor	Adjusted Prior Year Allocation	Adjusted Prior Year Factor	Annual Tax Increment	Current Year Allocation
4001	COUNTY GENERAL FUND		1.0000000000		1.0000000000		
TRA 03322	Totals:		1.0000000000		1.0000000000		

No Taxable Parcels Within TRA=03322

Fund NO.	Description	Prior Year Allocation	Prior Year Factor	Adjusted Prior Year Allocation	Adjusted Prior Year Factor	Annual Tax Increment	Current Year Allocation
1037	EL SCH GEN RIO	13,349.91	.2012570116	13,349.91	.2012570116	1,498.29	14,848.20
2007	HI SCH GEN OXNARD	9,431.90	.1421909847	9,431.90	.1421909847	1,058.56	10,490.46
2015	VTA COM COLLEGE GEN	3,832.83	.0577819828	3,832.83	.0577819828	430.17	4,263.00
2019	VTA COLLEGE CHILD CTR	17.93	.0002703251	17.93	.0002703251	2.01	19.94
4001	COUNTY GENERAL FUND	11,910.92	.1795634250	11,910.92	.1795634250	1,336.79	13,247.71
4002	E.R.A.F.	3,707.33	.0558897074	3,707.33	.0558897074	416.08	4,123.41
4004	E.R.A.F. 93-94 SHIFT	7,383.25	.1113063459	7,383.25	.1113063459	828.64	8,211.89
4005	VTA. CO. OFFICE EDUCATION	1,721.41	.0259512063	1,721.41	.0259512063	193.20	1,914.61
6100	* COUNTY FLOOD ZN ADM	170.35	.0025680881	170.35	.0025680881	19.12	189.47
6120	* COUNTY FLOOD ZN #2	1,663.12	.0250726499	1,663.12	.0250726499	186.66	1,849.78
7770	UNITED WTR CONS DIST	421.40	.0063526390	421.40	.0063526390	47.29	468.69
8031	CITY OXNARD DIST #1	12,215.74	.1841589511	12,215.74	.1841589511	1,371.00	13,586.74
8600	CALLEGUAS MUN WTR	506.57	.0076366831	506.57	.0076366831	56.85	563.42
TRA 03323	Totals:	66,332.66	1.0000000000	66,332.66	1.0000000000	7,444.66	73,777.32

*** Gross Assessed Valuation Information(Assessed valuations Minus Local Exemptions) ***

	Prior Year A/V	Transfers	Current Year AVI	A/V
Secured	7,372,344			7,519,790
Unsecured				597,020
State Assessed				
	7,372,344		744,466	8,116,810

Fund NO.	Description	Prior Year Allocation	Prior Year Factor	Adjusted Prior Year Allocation	Adjusted Prior Year Factor	Annual Tax Increment	Current Year Allocation
1031	EL SCH GEN OXNARD		.2035297467		.2035297467		
2007	HI SCH GEN OXNARD		.1433722365		.1433722365		
2015	VTA COM COLLEGE GEN		.0582597969		.0582597969		
2019	VTA COLLEGE CHILD CTR		.0002846570		.0002846570		
4001	COUNTY GENERAL FUND		.1741151913		.1741151913		
4002	E.R.A.F.		.0529461998		.0529461998		
4004	E.R.A.F. 93-94 SHIFT		.1147167663		.1147167663		
4005	VTA. CO. OFFICE EDUCATION		.0169845336		.0169845336		
6100	* COUNTY FLOOD ZN ADM		.0024670272		.0024670272		
6120	* COUNTY FLOOD ZN #2		.0243856153		.0243856153		
7770	UNITED WTR CONS DIST		.0059777968		.0059777968		
8031	CITY OXNARD DIST #1		.1785748173		.1785748173		
8600	CALLEGUAS MUN WTR		.0243856153		.0243856153		
TRA 03324	Totals:		1.0000000000		1.0000000000		

Fund NO.	Description	Prior Year Allocation	Prior Year Factor	Adjusted Prior Year Allocation	Adjusted Prior Year Factor	Annual Tax Increment	Current Year Allocation
1031	EL SCH GEN OXNARD		.2034055559		.2034055559		
2007	HI SCH GEN OXNARD		.1434262948		.1434262948		
2015	VTA COM COLLEGE GEN		.0582328221		.0582328221		
2019	VTA COLLEGE CHILD CTR		.0003274573		.0003274573		
4001	COUNTY GENERAL FUND		.1796649021		.1796649021		
4002	E.R.A.F.		.0529935054		.0529935054		
4004	E.R.A.F. 93-94 SHIFT		.1147192054		.1147192054		
4005	VTA. CO. OFFICE EDUCATION		.0170277793		.0170277793		
6100	* COUNTY FLOOD ZN ADM		.0025650821		.0025650821		
6120	* COUNTY FLOOD ZN #2		.0251050592		.0251050592		
7770	UNITED WTR CONS DIST		.0062216886		.0062216886		
8031	CITY OXNARD DIST #1		.1886154014		.1886154014		
8600	CALLEGUAS MUN WTR		.0076952464		.0076952464		
TRA 03325	Totals:		1.0000000000		1.0000000000		

Fund NO.	Description	Prior Year Allocation	Prior Year Factor	Adjusted Prior Year Allocation	Adjusted Prior Year Factor	Annual Tax Increment	Current Year Allocation
1031	EL SCH GEN OXNARD	12,745.97	.1931244615	12,745.97	.1931244615	609.25	13,355.22
2007	HI SCH GEN OXNARD	8,984.99	.1361387714	8,984.99	.1361387714	429.47	9,414.46
2015	VTA COM COLLEGE GEN	3,601.61	.0545709229	3,601.61	.0545709229	172.15	3,773.76
2019	VTA COLLEGE CHILD CTR	18.85	.0002857821	18.85	.0002857821	.90	19.75
4001	COUNTY GENERAL FUND	13,497.80	.2045159696	13,497.80	.2045159696	645.20	14,143.00
4002	E.R.A.F.	3,827.08	.0579874574	3,827.08	.0579874574	182.93	4,010.01
4004	E.R.A.F. 93-94 SHIFT	7,897.86	.1196668282	7,897.86	.1196668282	377.51	8,275.37
4005	VTA. CO. OFFICE EDUCATION	1,067.20	.0161702503	1,067.20	.0161702503	51.01	1,118.21
6100	* COUNTY FLOOD ZN ADM	164.46	.0024918733	164.46	.0024918733	7.86	172.32
6120	* COUNTY FLOOD ZN #2	1,620.81	.0245582922	1,620.81	.0245582922	77.47	1,698.28
7770	UNITED WTR CONS DIST	418.72	.0063441184	418.72	.0063441184	20.01	438.73
8031	CITY OXNARD DIST #1	11,584.40	.1755246886	11,584.40	.1755246886	553.72	12,138.12
8600	CALLEGUAS MUN WTR	568.95	.0086205841	568.95	.0086205841	27.20	596.15
TRA 03326	Totals:	65,998.70	1.0000000000	65,998.70	1.0000000000	3,154.68	69,153.38

*** Gross Assessed Valuation Information(Assessed valuations Minus Local Exemptions) ***

	Prior Year A/V	Transfers	Current Year AVI	A/V
Secured	6,844,477			7,151,845
Unsecured	642,500			650,600
State Assessed				
	7,486,977		315,468	7,802,445

Fund NO.	Description	Prior Year Allocation	Prior Year Factor	Adjusted Prior Year Allocation	Adjusted Prior Year Factor	Annual Tax Increment	Current Year Allocation
1031	EL SCH GEN OXNARD	3,047.17	.2022183722	3,047.17	.2022183722	84.45	3,131.62
2007	HI SCH GEN OXNARD	2,148.13	.1425560642	2,148.13	.1425560642	59.53	2,207.66
2015	VTA COM COLLEGE GEN	872.73	.0579165013	872.73	.0579165013	24.19	896.92
2019	VTA COLLEGE CHILD CTR	4.51	.0003000416	4.51	.0003000416	.13	4.64
4001	COUNTY GENERAL FUND	2,783.57	.1847203807	2,783.57	.1847203807	77.15	2,860.72
4002	E.R.A.F.	804.69	.0534025687	804.69	.0534025687	22.30	826.99
4004	E.R.A.F. 93-94 SHIFT	1,723.50	.1143775588	1,723.50	.1143775588	47.77	1,771.27
4005	VTA. CO. OFFICE EDUCATION	255.24	.0169390432	255.24	.0169390432	7.07	262.31
6100	* COUNTY FLOOD ZN ADM	39.33	.0026108460	39.33	.0026108460	1.09	40.42
6120	* COUNTY FLOOD ZN #2	387.60	.0257225196	387.60	.0257225196	10.74	398.34
7770	UNITED WTR CONS DIST	96.10	.0063770942	96.10	.0063770942	2.66	98.76
8031	CITY OXNARD DIST #1	2,906.14	.1928590095	2,906.14	.1928590095	80.54	2,986.68
TRA 03327	Totals:	15,068.71	1.0000000000	15,068.71	1.0000000000	417.62	15,486.33

*** Gross Assessed Valuation Information(Assessed valuations Minus Local Exemptions) ***

	Prior Year	Transfers	Current Year	AVI	A/V
Secured	1,463,157				1,494,019
Unsecured	11,700				22,600
State Assessed					
	1,474,857		41,762		1,516,619

Fund NO.	Description	Prior Year Allocation	Prior Year Factor	Adjusted Prior Year Allocation	Adjusted Prior Year Factor	Annual Tax Increment	Current Year Allocation
4001	COUNTY GENERAL FUND		1.0000000000		1.0000000000		
TRA 03328	Totals:		1.0000000000		1.0000000000		

No Taxable Parcels Within TRA=03328

Fund NO.	Description	Prior Year Allocation	Prior Year Factor	Adjusted Prior Year Allocation	Adjusted Prior Year Factor	Annual Tax Increment	Current Year Allocation
4001	COUNTY GENERAL FUND		1.0000000000		1.0000000000		
TRA 03329	Totals:		1.0000000000		1.0000000000		

No Taxable Parcels Within TRA=03329

Fund NO.	Description	Prior Year Allocation	Prior Year Factor	Adjusted Prior Year Allocation	Adjusted Prior Year Factor	Annual Tax Increment	Current Year Allocation
1037	EL SCH GEN RIO	78,974.51	.1935665798	78,974.51	.1935665798	2,899.44	81,873.95
2007	HI SCH GEN OXNARD	55,671.50	.1364508794	55,671.50	.1364508794	2,043.90	57,715.40
2015	VTA COM COLLEGE GEN	22,617.59	.0554357083	22,617.59	.0554357083	830.37	23,447.96
2019	VTA COLLEGE CHILD CTR	116.93	.0002865802	116.93	.0002865802	4.29	121.22
4001	COUNTY GENERAL FUND	83,328.59	.2042383896	83,328.59	.2042383896	3,059.30	86,387.89
4002	E.R.A.F.	23,606.90	.0578605189	23,606.90	.0578605189	866.69	24,473.59
4004	E.R.A.F. 93-94 SHIFT	49,072.98	.1202779538	49,072.98	.1202779538	1,801.65	50,874.63
4005	VTA. CO. OFFICE EDUCATION	6,612.84	.0162080631	6,612.84	.0162080631	242.78	6,855.62
6100	* COUNTY FLOOD ZN ADM	1,019.45	.0024986316	1,019.45	.0024986316	37.43	1,056.88
6120	* COUNTY FLOOD ZN #2	10,046.03	.0246228520	10,046.03	.0246228520	368.83	10,414.86
7770	UNITED WTR CONS DIST	2,578.87	.0063208835	2,578.87	.0063208835	94.68	2,673.55
8031	CITY OXNARD DIST #1	70,841.87	.1736334571	70,841.87	.1736334571	2,600.86	73,442.73
8600	CALLEGUAS MUN WTR	3,508.56	.0085995027	3,508.56	.0085995027	128.81	3,637.37
TRA 03330	Totals:	407,996.62	1.0000000000	407,996.62	1.0000000000	14,979.03	422,975.65

*** Gross Assessed Valuation Information(Assessed valuations Minus Local Exemptions) ***

	Prior Year A/V	Transfers	Current Year AVI	A/V
Secured	16,269,038		16,780,701	
Unsecured	24,464,360		25,450,600	
State Assessed				
	40,733,398		1,497,903	42,231,301

Fund NO.	Description	Prior Year Allocation	Prior Year Factor	Adjusted Prior Year Allocation	Adjusted Prior Year Factor	Annual Tax Increment	Current Year Allocation
1037	EL SCH GEN RIO	2,427.26	.1935708253	2,427.26	.1935708253	30.97	2,458.23
2007	HI SCH GEN OXNARD	1,711.14	.1364584886	1,711.14	.1364584886	21.83	1,732.97
2015	VTA COM COLLEGE GEN	695.16	.0554396250	695.16	.0554396250	8.87	704.03
2019	VTA COLLEGE CHILD CTR	3.65	.0002898263	3.65	.0002898263	.05	3.70
4001	COUNTY GENERAL FUND	2,560.43	.2041867474	2,560.43	.2041867474	32.68	2,593.11
4002	E.R.A.F.	723.42	.0576919892	723.42	.0576919892	9.23	732.65
4004	E.R.A.F. 93-94 SHIFT	1,507.92	.1202530597	1,507.92	.1202530597	19.24	1,527.16
4005	VTA. CO. OFFICE EDUCATION	204.05	.0162716749	204.05	.0162716749	2.60	206.65
6100	* COUNTY FLOOD ZN ADM	31.36	.0025007867	31.36	.0025007867	.40	31.76
6120	* COUNTY FLOOD ZN #2	311.81	.0248670940	311.81	.0248670940	3.98	315.79
7770	UNITED WTR CONS DIST	81.48	.0065003892	81.48	.0065003892	1.04	82.52
8031	CITY OXNARD DIST #1	2,177.25	.1736307779	2,177.25	.1736307779	27.78	2,205.03
8600	CALLEGUAS MUN WTR	104.57	.0083387158	104.57	.0083387158	1.33	105.90
TRA 03331	Totals:	12,539.50	1.0000000000	12,539.50	1.0000000000	160.00	12,699.50

*** Gross Assessed Valuation Information(Assessed valuations Minus Local Exemptions) ***

	Prior Year A/V	Transfers	Current Year AVI	A/V
Secured	1,254,000			1,270,000
Unsecured				
State Assessed				
	1,254,000		16,000	1,270,000

Fund NO.	Description	Prior Year Allocation	Prior Year Factor	Adjusted Prior Year Allocation	Adjusted Prior Year Factor	Annual Tax Increment	Current Year Allocation
1015	EL SCH GEN PT HUE	2,251.97	.1915393655	2,251.97	.1915393655	44.85	2,296.82
2007	HI SCH GEN OXNARD	1,612.74	.1371712013	1,612.74	.1371712013	32.12	1,644.86
2015	VTA COM COLLEGE GEN	655.16	.0557240351	655.16	.0557240351	13.05	668.21
2019	VTA COLLEGE CHILD CTR	3.39	.0002869927	3.39	.0002869927	.07	3.46
4001	COUNTY GENERAL FUND	2,413.73	.2053082345	2,413.73	.2053082345	48.08	2,461.81
4002	E.R.A.F.	627.69	.0533874175	627.69	.0533874175	12.50	640.19
4004	E.R.A.F. 93-94 SHIFT	1,426.28	.1213120311	1,426.28	.1213120311	28.41	1,454.69
4005	VTA. CO. OFFICE EDUCATION	294.12	.0250158185	294.12	.0250158185	5.86	299.98
6100	* COUNTY FLOOD ZN ADM	29.53	.0025106210	29.53	.0025106210	.59	30.12
6120	* COUNTY FLOOD ZN #2	290.96	.0247491639	290.96	.0247491639	5.80	296.76
7770	UNITED WTR CONS DIST	72.93	.0062031095	72.93	.0062031095	1.45	74.38
8031	CITY OXNARD DIST #1	2,078.56	.1767920094	2,078.56	.1767920094	41.40	2,119.96
TRA 03332	Totals:	11,757.06	1.0000000000	11,757.06	1.0000000000	234.18	11,991.24

*** Gross Assessed Valuation Information(Assessed valuations Minus Local Exemptions) ***

	Prior Year	Transfers	Current Year	
	A/V		AVI	A/V
Secured	1,171,102			1,194,520
Unsecured				
State Assessed				
	1,171,102		23,418	1,194,520

Fund NO.	Description	Prior Year Allocation	Prior Year Factor	Adjusted Prior Year Allocation	Adjusted Prior Year Factor	Annual Tax Increment	Current Year Allocation
1037	EL SCH GEN RIO	163.22	.1914462922	163.22	.1914462922	227.26	390.48
2007	HI SCH GEN OXNARD	115.31	.1352493262	115.31	.1352493262	160.55	275.86
2015	VTA COM COLLEGE GEN	46.84	.0549494522	46.84	.0549494522	65.23	112.07
2019	VTA COLLEGE CHILD CTR	.25	.0002824560	.25	.0002824560	.34	.59
4001	COUNTY GENERAL FUND	173.01	.2028151442	173.01	.2028151442	240.76	413.77
4002	E.R.A.F.	48.95	.0573974038	48.95	.0573974038	68.13	117.08
4004	E.R.A.F. 93-94 SHIFT	101.80	.1193847168	101.80	.1193847168	141.72	243.52
4005	VTA. CO. OFFICE EDUCATION	21.06	.0247031270	21.06	.0247031270	29.32	50.38
6100	* COUNTY FLOOD ZN ADM	2.11	.0024714896	2.11	.0024714896	2.93	5.04
6120	* COUNTY FLOOD ZN #2	20.80	.0244089021	20.80	.0244089021	28.97	49.77
7770	UNITED WTR CONS DIST	5.34	.0062611070	5.34	.0062611070	7.43	12.77
8031	CITY OXNARD DIST #1	146.74	.1721098283	146.74	.1721098283	204.30	351.04
8600	CALLEGUAS MUN WTR	7.25	.0085207546	7.25	.0085207546	10.11	17.36
TRA 03334	Totals:	852.68	1.0000000000	852.68	1.0000000000	1,187.05	2,039.73

*** Gross Assessed Valuation Information(Assessed valuations Minus Local Exemptions) ***

	Prior Year A/V	Transfers	Current Year AVI	A/V
Secured				
Unsecured	85,272			203,977
State Assessed				
	85,272		118,705	203,977

Fund NO.	Description	Prior Year Allocation	Prior Year Factor	Adjusted Prior Year Allocation	Adjusted Prior Year Factor	Annual Tax Increment	Current Year Allocation
1037	EL SCH GEN RIO	1,506,527.56	.2012257860	1,506,527.56	.2012257860	138,067.92	1,644,595.48
2007	HI SCH GEN OXNARD	1,064,356.29	.1421652911	1,064,356.29	.1421652911	97,544.49	1,161,900.78
2015	VTA COM COLLEGE GEN	432,414.72	.0577573144	432,414.72	.0577573144	39,629.28	472,044.00
2019	VTA COLLEGE CHILD CTR	2,235.13	.0002985453	2,235.13	.0002985453	204.84	2,439.97
4001	COUNTY GENERAL FUND	1,316,126.25	.1757940245	1,316,126.25	.1757940245	120,618.31	1,436,744.56
4002	E.R.A.F.	442,620.59	.0591205108	442,620.59	.0591205108	40,564.61	483,185.20
4004	E.R.A.F. 93-94 SHIFT	815,639.66	.1089443927	815,639.66	.1089443927	74,750.49	890,390.15
4005	VTA. CO. OFFICE EDUCATION	194,348.63	.0259590062	194,348.63	.0259590062	17,811.37	212,160.00
6100	* COUNTY FLOOD ZN ADM	18,667.00	.0024933384	18,667.00	.0024933384	1,710.77	20,377.77
6120	* COUNTY FLOOD ZN #2	183,948.02	.0245698042	183,948.02	.0245698042	16,858.19	200,806.21
7770	UNITED WTR CONS DIST	47,547.38	.0063508687	47,547.38	.0063508687	4,357.55	51,904.93
8031	CITY OXNARD DIST #1	1,349,264.52	.1802202757	1,349,264.52	.1802202757	123,655.32	1,472,919.84
8600	CALLEGUAS MUN WTR	113,056.27	.0151008420	113,056.27	.0151008420	10,361.21	123,417.48
TRA 03335	Totals:	7,486,752.02	1.0000000000	7,486,752.02	1.0000000000	686,134.35	8,172,886.37

*** Gross Assessed Valuation Information(Assessed valuations Minus Local Exemptions) ***

	Prior Year A/V	Transfers	Current Year AVI	A/V
Secured	717,113,134		785,658,126	
Unsecured	34,245,033		34,313,476	
State Assessed				
	751,358,167		68,613,435	819,971,602

Fund NO.	Description	Prior Year Allocation	Prior Year Factor	Adjusted Prior Year Allocation	Adjusted Prior Year Factor	Annual Tax Increment	Current Year Allocation
1037	EL SCH GEN RIO	14,102.85	.1942408142	14,102.85	.1942408142	2,443.84	16,546.69
2007	HI SCH GEN OXNARD	9,941.60	.1369271966	9,941.60	.1369271966	1,722.75	11,664.35
2015	VTA COM COLLEGE GEN	4,038.93	.0556289867	4,038.93	.0556289867	699.89	4,738.82
2019	VTA COLLEGE CHILD CTR	20.87	.0002876434	20.87	.0002876434	3.62	24.49
4001	COUNTY GENERAL FUND	14,714.42	.2026632455	14,714.42	.2026632455	2,549.80	17,264.22
4002	E.R.A.F.	4,193.49	.0577574999	4,193.49	.0577574999	726.67	4,920.16
4004	E.R.A.F. 93-94 SHIFT	8,693.23	.1197332077	8,693.23	.1197332077	1,506.42	10,199.65
4005	VTA. CO. OFFICE EDUCATION	1,180.76	.0162625835	1,180.76	.0162625835	204.61	1,385.37
6100	* COUNTY FLOOD ZN ADM	181.76	.0025034382	181.76	.0025034382	31.50	213.26
6120	* COUNTY FLOOD ZN #2	1,791.29	.0246717538	1,791.29	.0246717538	310.41	2,101.70
7770	UNITED WTR CONS DIST	459.30	.0063262267	459.30	.0063262267	79.59	538.89
8031	CITY OXNARD DIST #1	12,666.95	.1744640622	12,666.95	.1744640622	2,195.02	14,861.97
8600	CALLEGUAS MUN WTR	619.53	.0085333416	619.53	.0085333416	107.36	726.89
TRA 03336	Totals:	72,604.98	1.0000000000	72,604.98	1.0000000000	12,581.48	85,186.46

*** Gross Assessed Valuation Information(Assessed valuations Minus Local Exemptions) ***

	Prior Year A/V	Transfers	Current Year AVI	A/V
Secured	7,361,283			8,646,411
Unsecured	265,480			238,500
State Assessed				
	7,626,763		1,258,148	8,884,911

Fund NO.	Description	Prior Year Allocation	Prior Year Factor	Adjusted Prior Year Allocation	Adjusted Prior Year Factor	Annual Tax Increment	Current Year Allocation
1037	EL SCH GEN RIO	724.79	.1889259018	724.79	.1889259018	14.58	739.37
2007	HI SCH GEN OXNARD	512.02	.1334657402	512.02	.1334657402	10.30	522.32
2015	VTA COM COLLEGE GEN	208.02	.0542276711	208.02	.0542276711	4.19	212.21
2019	VTA COLLEGE CHILD CTR	1.09	.0002766426	1.09	.0002766426	.02	1.11
4001	COUNTY GENERAL FUND	797.16	.2077929264	797.16	.2077929264	16.03	813.19
4002	E.R.A.F.	224.95	.0586367816	224.95	.0586367816	4.53	229.48
4004	E.R.A.F. 93-94 SHIFT	463.54	.1208336672	463.54	.1208336672	9.33	472.87
4005	VTA. CO. OFFICE EDUCATION	93.47	.0243674424	93.47	.0243674424	1.88	95.35
6100	* COUNTY FLOOD ZN ADM	9.37	.0024439942	9.37	.0024439942	.19	9.56
6120	* COUNTY FLOOD ZN #2	92.41	.0240888919	92.41	.0240888919	1.86	94.27
7770	UNITED WTR CONS DIST	23.98	.0062483068	23.98	.0062483068	.48	24.46
8031	CITY OXNARD DIST #1	644.38	.1679716565	644.38	.1679716565	12.96	657.34
8600	CALLEGUAS MUN WTR	41.13	.0107203773	41.13	.0107203773	.83	41.96
TRA 03337	Totals:	3,836.31	1.0000000000	3,836.31	1.0000000000	77.18	3,913.49

*** Gross Assessed Valuation Information(Assessed valuations Minus Local Exemptions) ***

	Prior Year A/V	Transfers	Current Year AVI	A/V
Secured	385,906			393,624
Unsecured				
State Assessed				
	385,906		7,718	393,624

Fund NO.	Description	Prior Year Allocation	Prior Year Factor	Adjusted Prior Year Allocation	Adjusted Prior Year Factor	Annual Tax Increment	Current Year Allocation
1031	EL SCH GEN OXNARD	637,634.46	.2031134146	637,634.46	.2031134146	20,447.23	658,081.69
2007	HI SCH GEN OXNARD	449,509.12	.1431875835	449,509.12	.1431875835	14,414.56	463,923.68
2015	VTA COM COLLEGE GEN	182,621.27	.0581725646	182,621.27	.0581725646	5,856.18	188,477.45
2019	VTA COLLEGE CHILD CTR	944.39	.0003008256	944.39	.0003008256	30.28	974.67
4001	COUNTY GENERAL FUND	577,884.28	.1840804690	577,884.28	.1840804690	18,531.21	596,415.49
4002	E.R.A.F.	132,813.57	.0423067112	132,813.57	.0423067112	4,258.98	137,072.55
4004	E.R.A.F. 93-94 SHIFT	333,683.96	.1062923861	333,683.96	.1062923861	10,700.35	344,384.31
4005	VTA. CO. OFFICE EDUCATION	53,389.72	.0170068710	53,389.72	.0170068710	1,712.07	55,101.79
6100	* COUNTY FLOOD ZN ADM	7,996.63	.0025472698	7,996.63	.0025472698	256.43	8,253.06
6120	* COUNTY FLOOD ZN #2	78,802.23	.0251018296	78,802.23	.0251018296	2,526.98	81,329.21
7770	UNITED WTR CONS DIST	19,815.01	.0063119136	19,815.01	.0063119136	635.41	20,450.42
8031	CITY OXNARD DIST #1	625,908.39	.1993781711	625,908.39	.1993781711	20,071.21	645,979.60
8600	CALLEGUAS MUN WTR	38,299.47	.0121999903	38,299.47	.0121999903	1,228.16	39,527.63
TRA 03338	Totals:	3,139,302.50	1.0000000000	3,139,302.50	1.0000000000	100,669.05	3,239,971.55

*** Gross Assessed Valuation Information(Assessed valuations Minus Local Exemptions) ***

	Prior Year A/V	Transfers	Current Year AVI	A/V
Secured	314,096,789			324,194,394
Unsecured	176,800			146,100
State Assessed				
	314,273,589		10,066,905	324,340,494

Fund NO.	Description	Prior Year Allocation	Prior Year Factor	Adjusted Prior Year Allocation	Adjusted Prior Year Factor	Annual Tax Increment	Current Year Allocation
1031	EL SCH GEN OXNARD		.2031134595		.2031134595		
2007	HI SCH GEN OXNARD		.1431874902		.1431874902		
2015	VTA COM COLLEGE GEN		.0581725775		.0581725775		
2019	VTA COLLEGE CHILD CTR		.0003007744		.0003007744		
4001	COUNTY GENERAL FUND		.1679733172		.1679733172		
4002	E.R.A.F.		.0544663342		.0544663342		
4004	E.R.A.F. 93-94 SHIFT		.1009161079		.1009161079		
4005	VTA. CO. OFFICE EDUCATION		.0170067413		.0170067413		
6100	* COUNTY FLOOD ZN ADM		.0026217376		.0026217376		
6120	* COUNTY FLOOD ZN #2		.0258355077		.0258355077		
7770	UNITED WTR CONS DIST		.0064890568		.0064890568		
8031	CITY OXNARD DIST #1		.2199168957		.2199168957		
TRA 03339 Totals:			1.0000000000		1.0000000000		

No Taxable Parcels Within TRA=03339

Fund NO.	Description	Prior Year Allocation	Prior Year Factor	Adjusted Prior Year Allocation	Adjusted Prior Year Factor	Annual Tax Increment	Current Year Allocation
1029	EL SCH GEN OCN VIEW	34,819.09	.0728183483	34,819.09	.0728183483	288.53	35,107.62
1037	EL SCH GEN RIO	55,339.27	.1157328753	55,339.27	.1157328753	458.57	55,797.84
2007	HI SCH GEN OXNARD	65,517.20	.1370182986	65,517.20	.1370182986	542.91	66,060.11
2015	VTA COM COLLEGE GEN	26,617.46	.0556660123	26,617.46	.0556660123	220.57	26,838.03
2019	VTA COLLEGE CHILD CTR	137.66	.0002878783	137.66	.0002878783	1.14	138.80
4001	COUNTY GENERAL FUND	95,881.50	.2005200736	95,881.50	.2005200736	794.52	96,676.02
4002	E.R.A.F.	27,520.44	.0575544163	27,520.44	.0575544163	228.05	27,748.49
4004	E.R.A.F. 93-94 SHIFT	56,806.79	.1188019373	56,806.79	.1188019373	470.73	57,277.52
4005	VTA. CO. OFFICE EDUCATION	11,992.23	.0250797505	11,992.23	.0250797505	99.37	12,091.60
6100	* COUNTY FLOOD ZN ADM	1,190.21	.0024891418	1,190.21	.0024891418	9.86	1,200.07
6120	* COUNTY FLOOD ZN #2	11,729.32	.0245299483	11,729.32	.0245299483	97.20	11,826.52
7770	UNITED WTR CONS DIST	3,007.27	.0062892007	3,007.27	.0062892007	24.92	3,032.19
8031	CITY OXNARD DIST #1	83,510.71	.1746487657	83,510.71	.1746487657	692.01	84,202.72
8600	CALLEGUAS MUN WTR	4,094.69	.0085633530	4,094.69	.0085633530	33.93	4,128.62
TRA 03342	Totals:	478,163.84	1.0000000000	478,163.84	1.0000000000	3,962.31	482,126.15

*** Gross Assessed Valuation Information(Assessed valuations Minus Local Exemptions) ***

	Prior Year A/V	Transfers	Current Year AVI	A/V
Secured	36,972,894			37,712,345
Unsecured	3,929,110			3,585,890
State Assessed				
	40,902,004		396,231	41,298,235

Fund NO.	Description	Prior Year Allocation	Prior Year Factor	Adjusted Prior Year Allocation	Adjusted Prior Year Factor	Annual Tax Increment	Current Year Allocation
1031	EL SCH GEN OXNARD	107,774.15	.1935665914	107,774.15	.1935665914	6,430.24	114,204.39
2007	HI SCH GEN OXNARD	75,973.03	.1364505740	75,973.03	.1364505740	4,532.86	80,505.89
2015	VTA COM COLLEGE GEN	30,865.43	.0554355232	30,865.43	.0554355232	1,841.56	32,706.99
2019	VTA COLLEGE CHILD CTR	159.46	.0002863977	159.46	.0002863977	9.51	168.97
4001	COUNTY GENERAL FUND	113,712.10	.2042313652	113,712.10	.2042313652	6,784.50	120,496.60
4002	E.R.A.F.	32,176.66	.0577905327	32,176.66	.0577905327	1,919.79	34,096.45
4004	E.R.A.F. 93-94 SHIFT	66,973.72	.1202874057	66,973.72	.1202874057	3,995.92	70,969.64
4005	VTA. CO. OFFICE EDUCATION	9,024.32	.0162080502	9,024.32	.0162080502	538.43	9,562.75
6100	* COUNTY FLOOD ZN ADM	1,391.22	.0024986683	1,391.22	.0024986683	83.01	1,474.23
6120	* COUNTY FLOOD ZN #2	13,709.52	.0246228453	13,709.52	.0246228453	817.97	14,527.49
7770	UNITED WTR CONS DIST	3,523.50	.0063283409	3,523.50	.0063283409	210.23	3,733.73
8031	CITY OXNARD DIST #1	96,703.76	.1736837478	96,703.76	.1736837478	5,769.73	102,473.49
8600	CALLEGUAS MUN WTR	4,793.85	.0086099576	4,793.85	.0086099576	286.02	5,079.87
TRA 03343	Totals:	556,780.72	1.0000000000	556,780.72	1.0000000000	33,219.77	590,000.49

*** Gross Assessed Valuation Information(Assessed valuations Minus Local Exemptions) ***

	Prior Year A/V	Transfers	Current Year AVI	A/V
Secured	55,791,018			59,112,995
Unsecured				
State Assessed				
	55,791,018		3,321,977	59,112,995

Fund NO.	Description	Prior Year Allocation	Prior Year Factor	Adjusted Prior Year Allocation	Adjusted Prior Year Factor	Annual Tax Increment	Current Year Allocation
1037	EL SCH GEN RIO	6,135.82	.1916892612	6,135.82	.1916892612	94.32	6,230.14
2007	HI SCH GEN OXNARD	4,334.72	.1354206854	4,334.72	.1354206854	66.64	4,401.36
2015	VTA COM COLLEGE GEN	1,761.03	.0550169493	1,761.03	.0550169493	27.07	1,788.10
2019	VTA COLLEGE CHILD CTR	9.12	.0002842508	9.12	.0002842508	.14	9.26
4001	COUNTY GENERAL FUND	6,477.92	.2023757826	6,477.92	.2023757826	99.59	6,577.51
4002	E.R.A.F.	1,835.50	.0573424976	1,835.50	.0573424976	28.22	1,863.72
4004	E.R.A.F. 93-94 SHIFT	3,809.91	.1190249160	3,809.91	.1190249160	58.57	3,868.48
4005	VTA. CO. OFFICE EDUCATION	790.92	.0247090468	790.92	.0247090468	12.16	803.08
6100	* COUNTY FLOOD ZN ADM	861.59	.0269168945	861.59	.0269168945	13.24	874.83
7770	UNITED WTR CONS DIST	200.21	.0062550556	200.21	.0062550556	3.08	203.29
8031	CITY OXNARD DIST #1	5,523.71	.1725659921	5,523.71	.1725659921	84.91	5,608.62
8600	CALLEGUAS MUN WTR	268.84	.0083986681	268.84	.0083986681	4.13	272.97
TRA 03344	Totals:	32,009.29	1.0000000000	32,009.29	1.0000000000	492.07	32,501.36

*** Gross Assessed Valuation Information(Assessed valuations Minus Local Exemptions) ***

	Prior Year	Transfers	Current Year	AVI	A/V
Secured	3,090,464				3,152,271
Unsecured	229,100				216,500
State Assessed					
	3,319,564		49,207		3,368,771

Fund NO.	Description	Prior Year Allocation	Prior Year Factor	Adjusted Prior Year Allocation	Adjusted Prior Year Factor	Annual Tax Increment	Current Year Allocation
1037	EL SCH GEN RIO	104,303.32	.1916893729	104,303.32	.1916893729	1,727.07	106,030.39
2007	HI SCH GEN OXNARD	73,685.97	.1354205662	73,685.97	.1354205662	1,220.10	74,906.07
2015	VTA COM COLLEGE GEN	29,936.29	.0550171234	29,936.29	.0550171234	495.69	30,431.98
2019	VTA COLLEGE CHILD CTR	154.77	.0002844153	154.77	.0002844153	2.56	157.33
4001	COUNTY GENERAL FUND	110,117.96	.2023755917	110,117.96	.2023755917	1,823.36	111,941.32
4002	E.R.A.F.	31,201.54	.0573424217	31,201.54	.0573424217	516.64	31,718.18
4004	E.R.A.F. 93-94 SHIFT	64,764.69	.1190250005	64,764.69	.1190250005	1,072.38	65,837.07
4005	VTA. CO. OFFICE EDUCATION	13,444.93	.0247091569	13,444.93	.0247091569	222.62	13,667.55
6100	* COUNTY FLOOD ZN ADM	14,646.09	.0269166840	14,646.09	.0269166840	242.51	14,888.60
7770	UNITED WTR CONS DIST	3,403.52	.0062550204	3,403.52	.0062550204	56.36	3,459.88
8031	CITY OXNARD DIST #1	93,897.75	.1725659253	93,897.75	.1725659253	1,554.77	95,452.52
8600	CALLEGUAS MUN WTR	4,569.97	.0083987217	4,569.97	.0083987217	75.67	4,645.64
TRA 03345	Totals:	544,126.80	1.0000000000	544,126.80	1.0000000000	9,009.73	553,136.53

*** Gross Assessed Valuation Information(Assessed valuations Minus Local Exemptions) ***

	Prior Year	Transfers	Current Year	AVI	A/V
Secured	50,968,423				51,987,786
Unsecured	4,046,950				3,928,560
State Assessed					
	55,015,373		900,973		55,916,346

Fund NO.	Description	Prior Year Allocation	Prior Year Factor	Adjusted Prior Year Allocation	Adjusted Prior Year Factor	Annual Tax Increment	Current Year Allocation
1029	EL SCH GEN OCN VIEW	7,220.16	.1886927310	7,220.16	.1886927310	2,481.16	9,701.32
2007	HI SCH GEN OXNARD	5,169.80	.1351082839	5,169.80	.1351082839	1,776.57	6,946.37
2015	VTA COM COLLEGE GEN	2,097.95	.0548281038	2,097.95	.0548281038	720.95	2,818.90
2019	VTA COLLEGE CHILD CTR	4.92	.0001286541	4.92	.0001286541	1.69	6.61
4001	COUNTY GENERAL FUND	7,797.26	.2037738548	7,797.26	.2037738548	2,679.46	10,476.72
4002	E.R.A.F.	2,207.07	.0576799371	2,207.07	.0576799371	758.45	2,965.52
4004	E.R.A.F. 93-94 SHIFT	4,599.03	.1201915517	4,599.03	.1201915517	1,580.43	6,179.46
4005	VTA. CO. OFFICE EDUCATION	906.34	.0236866557	906.34	.0236866557	311.46	1,217.80
6100	* COUNTY FLOOD ZN ADM	90.81	.0023729540	90.81	.0023729540	31.20	122.01
6120	* COUNTY FLOOD ZN #2	935.61	.0244514331	935.61	.0244514331	321.52	1,257.13
7770	UNITED WTR CONS DIST	239.84	.0062683153	239.84	.0062683153	82.42	322.26
8031	CITY OXNARD DIST #1	6,669.36	.1742977628	6,669.36	.1742977628	2,291.88	8,961.24
8600	CALLEGUAS MUN WTR	325.99	.0085197627	325.99	.0085197627	112.03	438.02
TRA 03346	Totals:	38,264.14	1.0000000000	38,264.14	1.0000000000	13,149.22	51,413.36

*** Gross Assessed Valuation Information(Assessed valuations Minus Local Exemptions) ***

	Prior Year A/V	Transfers	Current Year AVI	A/V
Secured	9,067,082		10,579,174	
Unsecured	1,739,000		1,541,830	
State Assessed				
	10,806,082		1,314,922	12,121,004

Fund NO.	Description	Prior Year Allocation	Prior Year Factor	Adjusted Prior Year Allocation	Adjusted Prior Year Factor	Annual Tax Increment	Current Year Allocation
1037	EL SCH GEN RIO	5,835.10	.1942385289	8,657.37	.1964628218	721.73	9,379.10
	Net Transfers:	2,822.27					
2007	HI SCH GEN OXNARD	4,122.40	.1372267360	6,116.32	.1387984442	509.89	6,626.21
	Net Transfers:	1,993.92					
2015	VTA COM COLLEGE GEN	1,674.79	.0557507846	2,484.87	.0563894776	207.15	2,692.02
	Net Transfers:	810.08					
2019	VTA COLLEGE CHILD CTR	8.66	.0002882873	12.85	.0002916067	1.07	13.92
	Net Transfers:	4.19					
4001	COUNTY GENERAL FUND	5,936.64	.1976184485	8,510.57	.1931314704	709.49	9,220.06
	Net Transfers:	2,573.93					
4002	E.R.A.F.	1,714.01	.0570565272	2,498.95	.0567089969	208.33	2,707.28
	Net Transfers:	784.94					
4004	E.R.A.F. 93-94 SHIFT	3,526.14	.1173781564	4,925.49	.1117747843	410.62	5,336.11
	Net Transfers:	1,399.35					
4005	VTA. CO. OFFICE EDUCATION	755.73	.0251565450	1,119.82	.0254122207	93.36	1,213.18
	Net Transfers:	364.09					
6100	* COUNTY FLOOD ZN ADM	74.46	.0024792707	110.95	.0025178028	9.25	120.20
	Net Transfers:	36.49					
6120	* COUNTY FLOOD ZN #2	734.05	.0244348327	1,093.82	.0248221993	91.19	1,185.01
	Net Transfers:	359.77					
7770	UNITED WTR CONS DIST	187.83	.0062523548	278.13	.0063116402	23.19	301.32
	Net Transfers:	90.30					
8031	CITY OXNARD DIST #1	5,214.85	.1735921888	8,000.90	.1815654629	667.00	8,667.90
	Net Transfers:	2,786.05					
8600	CALLEGUAS MUN WTR	256.16	.0085273391	256.16	.0058130722	21.36	277.52
TRA 03347	Totals:	30,040.82	1.0000000000	44,066.20	1.0000000000	3,673.63	47,739.83

*** Gross Assessed Valuation Information(Assessed valuations Minus Local Exemptions) ***

	Prior Year	Current Year
Secured	2,391,422	3,876,185
Unsecured	618,300	926,900
State Assessed		
	3,009,722	4,803,085

See Next Page For TRA Transfers

RT 1021-42 02.0A
Date: 09/11/19 10:41:33

C O U N T Y O F V E N T U R A
AB8 TRA History Report (Include TEA Data) 2019 - 2020
Prime: OXNARD CITY TRA: 03347

PAGE NR.: 374
VC10265

No Transfer Out	Transfer In:	TRA From	Adj Pcnt	Transfer Rev
		03258	.3741411283	14,025.38

				14,025.38

*=====> Net Impact On TRA: 14,025.38

Fund NO.	Description	Prior Year Allocation	Prior Year Factor	Adjusted Prior Year Allocation	Adjusted Prior Year Factor	Annual Tax Increment	Current Year Allocation
1037	EL SCH GEN RIO	4,859.11	.1942384444	4,859.11	.1942384444	96.50	4,955.61
2007	HI SCH GEN OXNARD	3,432.90	.1372266660	3,432.90	.1372266660	68.17	3,501.07
2015	VTA COM COLLEGE GEN	1,394.66	.0557505022	1,394.66	.0557505022	27.70	1,422.36
2019	VTA COLLEGE CHILD CTR	7.21	.0002881015	7.21	.0002881015	.14	7.35
4001	COUNTY GENERAL FUND	4,943.68	.1976195969	4,943.68	.1976195969	98.17	5,041.85
4002	E.R.A.F.	1,427.32	.0570564674	1,427.32	.0570564674	28.35	1,455.67
4004	E.R.A.F. 93-94 SHIFT	2,936.35	.1173780857	2,936.35	.1173780857	58.31	2,994.66
4005	VTA. CO. OFFICE EDUCATION	629.31	.0251565898	629.31	.0251565898	12.50	641.81
6100	* COUNTY FLOOD ZN ADM	62.02	.0024792897	62.02	.0024792897	1.23	63.25
6120	* COUNTY FLOOD ZN #2	611.27	.0244349097	611.27	.0244349097	12.14	623.41
7770	UNITED WTR CONS DIST	156.40	.0062521839	156.40	.0062521839	3.11	159.51
8031	CITY OXNARD DIST #1	4,342.62	.1735921176	4,342.62	.1735921176	86.24	4,428.86
8600	CALLEGUAS MUN WTR	213.32	.0085270452	213.32	.0085270452	4.24	217.56
TRA 03348	Totals:	25,016.17	1.0000000000	25,016.17	1.0000000000	496.80	25,512.97

*** Gross Assessed Valuation Information(Assessed valuations Minus Local Exemptions) ***

	Prior Year A/V	Transfers	Current Year AVI	A/V
Secured	2,484,012			2,533,692
Unsecured	23,500			23,500
State Assessed				
	2,507,512		49,680	2,557,192

Fund NO.	Description	Prior Year Allocation	Prior Year Factor	Adjusted Prior Year Allocation	Adjusted Prior Year Factor	Annual Tax Increment	Current Year Allocation
1037	EL SCH GEN RIO	39,806.08	.1942386159	39,806.08	.1942386159	90.24	39,896.32
2007	HI SCH GEN OXNARD	28,122.39	.1372266004	28,122.39	.1372266004	63.75	28,186.14
2015	VTA COM COLLEGE GEN	11,425.19	.0557506585	11,425.19	.0557506585	25.90	11,451.09
2019	VTA COLLEGE CHILD CTR	59.08	.0002882116	59.08	.0002882116	.13	59.21
4001	COUNTY GENERAL FUND	40,498.90	.1976191905	40,498.90	.1976191905	91.82	40,590.72
4002	E.R.A.F.	11,692.81	.0570564232	11,692.81	.0570564232	26.51	11,719.32
4004	E.R.A.F. 93-94 SHIFT	24,054.71	.1173780109	24,054.71	.1173780109	54.53	24,109.24
4005	VTA. CO. OFFICE EDUCATION	5,155.39	.0251563869	5,155.39	.0251563869	11.69	5,167.08
6100	* COUNTY FLOOD ZN ADM	508.08	.0024793096	508.08	.0024793096	1.15	509.23
6120	* COUNTY FLOOD ZN #2	5,007.56	.0244350112	5,007.56	.0244350112	11.35	5,018.91
7770	UNITED WTR CONS DIST	1,281.31	.0062523411	1,281.31	.0062523411	2.90	1,284.21
8031	CITY OXNARD DIST #1	35,574.91	.1735921287	35,574.91	.1735921287	80.65	35,655.56
8600	CALLEGUAS MUN WTR	1,747.50	.0085271115	1,747.50	.0085271115	3.96	1,751.46
TRA 03349	Totals:	204,933.91	1.0000000000	204,933.91	1.0000000000	464.58	205,398.49

*** Gross Assessed Valuation Information(Assessed valuations Minus Local Exemptions) ***

	Prior Year A/V	Transfers	Current Year AVI	A/V
Secured	18,827,957		19,204,515	
Unsecured	1,694,700		1,364,600	
State Assessed				
	20,522,657		46,458	20,569,115

Fund NO.	Description	Prior Year Allocation	Prior Year Factor	Adjusted Prior Year Allocation	Adjusted Prior Year Factor	Annual Tax Increment	Current Year Allocation
1031	EL SCH GEN OXNARD	13,058.10	.2034198291	13,058.10	.2034198291		13,058.10
2007	HI SCH GEN OXNARD	9,205.54	.1434041334	9,205.54	.1434041334		9,205.54
2015	VTA COM COLLEGE GEN	3,739.88	.0582603135	3,739.88	.0582603135		3,739.88
2019	VTA COLLEGE CHILD CTR	19.34	.0003013008	19.34	.0003013008		19.34
4001	COUNTY GENERAL FUND	10,720.74	.1670081928	10,720.74	.1670081928		10,720.74
4002	E.R.A.F.	3,415.02	.0531991866	3,415.02	.0531991866		3,415.02
4004	E.R.A.F. 93-94 SHIFT	7,363.02	.1147014034	7,363.02	.1147014034		7,363.02
4005	VTA. CO. OFFICE EDUCATION	1,093.22	.0170301135	1,093.22	.0170301135		1,093.22
6100	* COUNTY FLOOD ZN ADM	152.02	.0023682484	152.02	.0023682484		152.02
6120	* COUNTY FLOOD ZN #2	1,498.22	.0233393181	1,498.22	.0233393181		1,498.22
7770	UNITED WTR CONS DIST	370.12	.0057658186	370.12	.0057658186		370.12
8031	CITY OXNARD DIST #1	10,981.16	.1710650933	10,981.16	.1710650933		10,981.16
8600	CALLEGUAS MUN WTR	2,576.51	.0401370485	2,576.51	.0401370485		2,576.51
TRA 03351	Totals:	64,192.89	1.0000000000	64,192.89	1.0000000000		64,192.89

*** Gross Assessed Valuation Information(Assessed valuations Minus Local Exemptions) ***

	Prior Year A/V	Transfers	Current Year AVI	A/V
Secured	6,254,084			6,254,084
Unsecured				
State Assessed				
	6,254,084			6,254,084

Fund NO.	Description	Prior Year Allocation	Prior Year Factor	Adjusted Prior Year Allocation	Adjusted Prior Year Factor	Annual Tax Increment	Current Year Allocation
1037	EL SCH GEN RIO	2,177.61	.2011631772	2,177.61	.2011631772	36.53-	2,141.08
2007	HI SCH GEN OXNARD	1,538.48	.1421211204	1,538.48	.1421211204	25.81-	1,512.67
2015	VTA COM COLLEGE GEN	625.04	.0577391023	625.04	.0577391023	10.48-	614.56
2019	VTA COLLEGE CHILD CTR	3.23	.0002983052	3.23	.0002983052	.05-	3.18
4001	COUNTY GENERAL FUND	2,033.24	.1878268039	2,033.24	.1878268039	34.11-	1,999.13
4002	E.R.A.F.	452.34	.0417872317	452.34	.0417872317	7.59-	444.75
4004	E.R.A.F. 93-94 SHIFT	1,084.49	.1001836708	1,084.49	.1001836708	18.19-	1,066.30
4005	VTA. CO. OFFICE EDUCATION	280.94	.0259525524	280.94	.0259525524	4.71-	276.23
6100	* COUNTY FLOOD ZN ADM	28.18	.0026027129	28.18	.0026027129	.47-	27.71
6120	* COUNTY FLOOD ZN #2	277.59	.0256425281	277.59	.0256425281	4.66-	272.93
7770	UNITED WTR CONS DIST	69.68	.0064370001	69.68	.0064370001	1.17-	68.51
8031	CITY OXNARD DIST #1	2,254.28	.2082457950	2,254.28	.2082457950	37.82-	2,216.46
TRA 03352	Totals:	10,825.10	1.0000000000	10,825.10	1.0000000000	181.59-	10,643.51

*** Gross Assessed Valuation Information(Assessed valuations Minus Local Exemptions) ***

	Prior Year	Transfers	Current Year
Secured	1,089,159		1,071,000
Unsecured			
State Assessed			
	1,089,159		18,159-
			1,071,000

Fund NO.	Description	Prior Year Allocation	Prior Year Factor	Adjusted Prior Year Allocation	Adjusted Prior Year Factor	Annual Tax Increment	Current Year Allocation
1037	EL SCH GEN RIO		.2010987549		.2010987549		
2007	HI SCH GEN OXNARD		.1420757292		.1420757292		
2015	VTA COM COLLEGE GEN		.0577207954		.0577207954		
2019	VTA COLLEGE CHILD CTR		.0002983823		.0002983823		
4001	COUNTY GENERAL FUND		.3965297035		.3965297035		
4002	E.R.A.F.		.0418161939		.0418161939		
4004	E.R.A.F. 93-94 SHIFT		.0998436561		.0998436561		
4005	VTA. CO. OFFICE EDUCATION		.0259437460		.0259437460		
6100	* COUNTY FLOOD ZN ADM		.0026013770		.0026013770		
6120	* COUNTY FLOOD ZN #2		.0256349811		.0256349811		
7770	UNITED WTR CONS DIST		.0064366806		.0064366806		
TRA 03353 Totals:			1.0000000000		1.0000000000		

No Taxable Parcels Within TRA=03353

Fund NO.	Description	Prior Year Allocation	Prior Year Factor	Adjusted Prior Year Allocation	Adjusted Prior Year Factor	Annual Tax Increment	Current Year Allocation
1037	EL SCH GEN RIO	329.41	.2012350625	329.41	.2012350625	6.69	336.10
2007	HI SCH GEN OXNARD	232.73	.1421784672	232.73	.1421784672	4.72	237.45
2015	VTA COM COLLEGE GEN	94.53	.0577528476	94.53	.0577528476	1.92	96.45
2019	VTA COLLEGE CHILD CTR	.49	.0002989080	.49	.0002989080	.01	.50
4001	COUNTY GENERAL FUND	289.12	.1766292077	289.12	.1766292077	5.88	295.00
4002	E.R.A.F.	68.44	.0418089660	68.44	.0418089660	1.39	69.83
4004	E.R.A.F. 93-94 SHIFT	163.77	.1000451542	163.77	.1000451542	3.32	167.09
4005	VTA. CO. OFFICE EDUCATION	42.50	.0259604805	42.50	.0259604805	.86	43.36
6100	* COUNTY FLOOD ZN ADM	4.02	.0024548617	4.02	.0024548617	.08	4.10
6120	* COUNTY FLOOD ZN #2	39.61	.0241988311	39.61	.0241988311	.80	40.41
7770	UNITED WTR CONS DIST	9.95	.0060799166	9.95	.0060799166	.20	10.15
8031	CITY OXNARD DIST #1	322.41	.1969613137	322.41	.1969613137	6.55	328.96
8600	CALLEGUAS MUN WTR	39.93	.0243959832	39.93	.0243959832	.81	40.74
TRA 03354	Totals:	1,636.91	1.0000000000	1,636.91	1.0000000000	33.23	1,670.14

*** Gross Assessed Valuation Information(Assessed valuations Minus Local Exemptions) ***

	Prior Year A/V	Transfers	Current Year AVI	A/V
Secured	166,182			169,505
Unsecured				
State Assessed				
	166,182		3,323	169,505

Fund NO.	Description	Prior Year Allocation	Prior Year Factor	Adjusted Prior Year Allocation	Adjusted Prior Year Factor	Annual Tax Increment	Current Year Allocation
1029	EL SCH GEN OCN VIEW	656.47	.1886916502	656.47	.1886916502	181.74	838.21
2007	HI SCH GEN OXNARD	470.05	.1351084813	470.05	.1351084813	130.13	600.18
2015	VTA COM COLLEGE GEN	190.75	.0548323471	190.75	.0548323471	52.81	243.56
2019	VTA COLLEGE CHILD CTR	.44	.0001314924	.44	.0001314924	.13	.57
4001	COUNTY GENERAL FUND	708.92	.2037719416	708.92	.2037719416	196.28	905.20
4002	E.R.A.F.	200.69	.0576777654	200.69	.0576777654	55.55	256.24
4004	E.R.A.F. 93-94 SHIFT	418.19	.1201956674	418.19	.1201956674	115.77	533.96
4005	VTA. CO. OFFICE EDUCATION	82.41	.0236852670	82.41	.0236852670	22.81	105.22
6100	* COUNTY FLOOD ZN ADM	8.26	.0023734764	8.26	.0023734764	2.29	10.55
6120	* COUNTY FLOOD ZN #2	85.08	.0244517517	85.08	.0244517517	23.55	108.63
7770	UNITED WTR CONS DIST	21.83	.0062670057	21.83	.0062670057	6.04	27.87
8031	CITY OXNARD DIST #1	606.38	.1742958348	606.38	.1742958348	167.88	774.26
8600	CALLEGUAS MUN WTR	29.65	.0085173190	29.65	.0085173190	8.20	37.85
TRA 03982	Totals:	3,479.12	1.0000000000	3,479.12	1.0000000000	963.18	4,442.30

*** Gross Assessed Valuation Information(Assessed valuations Minus Local Exemptions) ***

	Prior Year A/V	Transfers	Current Year AVI	A/V
Secured	348,126			444,444
Unsecured				
State Assessed				
	348,126		96,318	444,444

Fund NO.	Description	Prior Year Allocation	Prior Year Factor	Adjusted Prior Year Allocation	Adjusted Prior Year Factor	Annual Tax Increment	Current Year Allocation
1031	EL SCH GEN OXNARD	4,444.01	.1935678857	4,444.01	.1935678857	41.60	4,485.61
2007	HI SCH GEN OXNARD	3,132.67	.1364504258	3,132.67	.1364504258	29.32	3,161.99
2015	VTA COM COLLEGE GEN	1,272.69	.0554356522	1,272.69	.0554356522	11.91	1,284.60
2019	VTA COLLEGE CHILD CTR	6.46	.0002808939	6.46	.0002808939	.06	6.52
4001	COUNTY GENERAL FUND	6,484.55	.3177573274	6,484.55	.3177573274	68.30	6,552.85
4002	E.R.A.F.	414.57		414.57			414.57
4004	E.R.A.F. 93-94 SHIFT	859.16		859.16			859.16
4005	VTA. CO. OFFICE EDUCATION	371.00	.0161612645	371.00	.0161612645	3.47	374.47
6100	* COUNTY FLOOD ZN ADM	63.77	.0029055309	63.77	.0029055309	.62	64.39
6120	* COUNTY FLOOD ZN #2	644.90	.0296558118	644.90	.0296558118	6.37	651.27
7770	UNITED WTR CONS DIST	205.18	.0101191313	205.18	.0101191313	2.17	207.35
8031	CITY OXNARD DIST #1	4,780.74	.2239282267	4,780.74	.2239282267	48.12	4,828.86
8600	CALLEGUAS MUN WTR	278.65	.0137378498	278.65	.0137378498	2.95	281.60
TRA 03983	Totals:	22,958.35	1.0000000000	22,958.35	1.0000000000	214.89	23,173.24

*** Gross Assessed Valuation Information(Assessed valuations Minus Local Exemptions) ***

	Prior Year A/V	Transfers	Current Year AVI	A/V
Secured	2,266,817			2,288,306
Unsecured				
State Assessed				
	2,266,817		21,489	2,288,306

Fund NO.	Description	Prior Year Allocation	Prior Year Factor	Adjusted Prior Year Allocation	Adjusted Prior Year Factor	Annual Tax Increment	Current Year Allocation
1037	EL SCH GEN RIO	8,151.93	.1915446687	8,151.93	.1915446687	139.17	8,291.10
2007	HI SCH GEN OXNARD	5,759.42	.1353280886	5,759.42	.1353280886	98.33	5,857.75
2015	VTA COM COLLEGE GEN	2,339.45	.0549689589	2,339.45	.0549689589	39.94	2,379.39
2019	VTA COLLEGE CHILD CTR	11.72	.0002754590	11.72	.0002754590	.20	11.92
4001	COUNTY GENERAL FUND	8,625.87	.2026809564	8,625.87	.2026809564	147.28	8,773.15
4002	E.R.A.F.	2,441.88	.0573810069	2,441.88	.0573810069	41.69	2,483.57
4004	E.R.A.F. 93-94 SHIFT	5,079.07	.1193417139	5,079.07	.1193417139	86.71	5,165.78
4005	VTA. CO. OFFICE EDUCATION	1,047.55	.0246135727	1,047.55	.0246135727	17.88	1,065.43
6100	* COUNTY FLOOD ZN ADM	105.10	.0024701475	105.10	.0024701475	1.79	106.89
6120	* COUNTY FLOOD ZN #2	1,039.20	.0244174228	1,039.20	.0244174228	17.74	1,056.94
7770	UNITED WTR CONS DIST	266.54	.0062621066	266.54	.0062621066	4.55	271.09
8031	CITY OXNARD DIST #1	7,328.68	.1721968821	7,328.68	.1721968821	125.11	7,453.79
8600	CALLEGUAS MUN WTR	362.55	.0085190159	362.55	.0085190159	6.19	368.74
TRA 03984	Totals:	42,558.96	1.0000000000	42,558.96	1.0000000000	726.58	43,285.54

*** Gross Assessed Valuation Information(Assessed valuations Minus Local Exemptions) ***

	Prior Year A/V	Transfers	Current Year AVI	A/V
Secured	4,258,351			4,331,009
Unsecured				
State Assessed				
	4,258,351		72,658	4,331,009

Fund NO.	Description	Prior Year Allocation	Prior Year Factor	Adjusted Prior Year Allocation	Adjusted Prior Year Factor	Annual Tax Increment	Current Year Allocation
1015	EL SCH GEN PT HUE	2,691.71	.1884155509	2,691.71	.1884155509	318.01	3,009.72
2007	HI SCH GEN OXNARD	1,927.81	.1349418868	1,927.81	.1349418868	227.76	2,155.57
2015	VTA COM COLLEGE GEN	783.13	.0548177848	783.13	.0548177848	92.52	875.65
2019	VTA COLLEGE CHILD CTR	4.02	.0002825708	4.02	.0002825708	.48	4.50
4001	COUNTY GENERAL FUND	2,936.19	.2055136692	2,936.19	.2055136692	346.87	3,283.06
4002	E.R.A.F.	824.14	.0576129187	824.14	.0576129187	97.24	921.38
4004	E.R.A.F. 93-94 SHIFT	1,721.35	.1205026918	1,721.35	.1205026918	203.39	1,924.74
4005	VTA. CO. OFFICE EDUCATION	351.71	.0246185776	351.71	.0246185776	41.55	393.26
6100	* COUNTY FLOOD ZN ADM	35.30	.0024707037	35.30	.0024707037	4.17	39.47
6120	* COUNTY FLOOD ZN #2	347.82	.0243478331	347.82	.0243478331	41.09	388.91
7770	UNITED WTR CONS DIST	89.35	.0062624373	89.35	.0062624373	10.57	99.92
8031	CITY OXNARD DIST #1	2,452.32	.1717101993	2,452.32	.1717101993	289.81	2,742.13
8600	CALLEGUAS MUN WTR	121.31	.0085031760	121.31	.0085031760	14.35	135.66
TRA 03985	Totals:	14,286.16	1.0000000000	14,286.16	1.0000000000	1,687.81	15,973.97

*** Gross Assessed Valuation Information(Assessed valuations Minus Local Exemptions) ***

	Prior Year A/V	Transfers	Current Year AVI	A/V
Secured	1,430,156			1,598,937
Unsecured				
State Assessed				
	1,430,156		168,781	1,598,937

Fund NO.	Description	Prior Year Allocation	Prior Year Factor	Adjusted Prior Year Allocation	Adjusted Prior Year Factor	Annual Tax Increment	Current Year Allocation
1029	EL SCH GEN OCN VIEW	1,049.30	.1806930018	1,049.30	.1806930018	88.36	1,137.66
2007	HI SCH GEN OXNARD	796.24	.1371130679	796.24	.1371130679	67.05	863.29
2015	VTA COM COLLEGE GEN	323.45	.0557024678	323.45	.0557024678	27.24	350.69
2019	VTA COLLEGE CHILD CTR	1.67	.0002857469	1.67	.0002857469	.14	1.81
4001	COUNTY GENERAL FUND	1,193.01	.2054145601	1,193.01	.2054145601	100.44	1,293.45
4002	E.R.A.F.	340.70	.0582235953	340.70	.0582235953	28.47	369.17
4004	E.R.A.F. 93-94 SHIFT	701.52	.1208621942	701.52	.1208621942	59.10	760.62
4005	VTA. CO. OFFICE EDUCATION	145.19	.0249997745	145.19	.0249997745	12.22	157.41
6100	* COUNTY FLOOD ZN ADM	14.54	.0025052577	14.54	.0025052577	1.23	15.77
6120	* COUNTY FLOOD ZN #2	143.68	.0247403336	143.68	.0247403336	12.10	155.78
7770	UNITED WTR CONS DIST	36.59	.0063500301	36.59	.0063500301	3.11	39.70
8031	CITY OXNARD DIST #1	1,011.34	.1744709992	1,011.34	.1744709992	85.32	1,096.66
8600	CALLEGUAS MUN WTR	49.77	.0086389709	49.77	.0086389709	4.22	53.99
TRA 03986	Totals:	5,807.00	1.0000000000	5,807.00	1.0000000000	489.00	6,296.00

*** Gross Assessed Valuation Information(Assessed valuations Minus Local Exemptions) ***

	Prior Year A/V	Transfers	Current Year AVI	A/V
Secured	568,800			617,700
Unsecured				
State Assessed				
	568,800		48,900	617,700

Fund NO.	Description	Prior Year Allocation	Prior Year Factor	Adjusted Prior Year Allocation	Adjusted Prior Year Factor	Annual Tax Increment	Current Year Allocation
1029	EL SCH GEN OCN VIEW	3,880.73	.1801614043	3,880.73	.1801614043	26.93	3,907.66
2007	HI SCH GEN OXNARD	2,944.78	.1367110289	2,944.78	.1367110289	20.43	2,965.21
2015	VTA COM COLLEGE GEN	1,196.31	.0555388164	1,196.31	.0555388164	8.30	1,204.61
2019	VTA COLLEGE CHILD CTR	6.18	.0002875521	6.18	.0002875521	.04	6.22
4001	COUNTY GENERAL FUND	4,412.28	.2048303930	4,412.28	.2048303930	30.62	4,442.90
4002	E.R.A.F.	1,257.96	.0582936685	1,257.96	.0582936685	8.71	1,266.67
4004	E.R.A.F. 93-94 SHIFT	2,604.24	.1209151629	2,604.24	.1209151629	18.07	2,622.31
4005	VTA. CO. OFFICE EDUCATION	537.29	.0249435930	537.29	.0249435930	3.73	541.02
6100	* COUNTY FLOOD ZN ADM	53.86	.0024999769	53.86	.0024999769	.37	54.23
6120	* COUNTY FLOOD ZN #2	531.34	.0246673964	531.34	.0246673964	3.69	535.03
7770	UNITED WTR CONS DIST	136.35	.0063413241	136.35	.0063413241	.95	137.30
8031	CITY OXNARD DIST #1	3,793.71	.1761967142	3,793.71	.1761967142	26.33	3,820.04
8600	CALLEGUAS MUN WTR	185.22	.0086129693	185.22	.0086129693	1.29	186.51
TRA 03987	Totals:	21,540.25	1.0000000000	21,540.25	1.0000000000	149.46	21,689.71

*** Gross Assessed Valuation Information(Assessed valuations Minus Local Exemptions) ***

	Prior Year A/V	Transfers	Current Year AVI	A/V
Secured	2,143,898			2,158,844
Unsecured				
State Assessed				
	2,143,898		14,946	2,158,844

Fund NO.	Description	Prior Year Allocation	Prior Year Factor	Adjusted Prior Year Allocation	Adjusted Prior Year Factor	Annual Tax Increment	Current Year Allocation
1037	EL SCH GEN RIO	85.76	.1915012438	85.76	.1915012438	.64	86.40
2007	HI SCH GEN OXNARD	60.55	.1352617150	60.55	.1352617150	.45	61.00
2015	VTA COM COLLEGE GEN	24.60	.0549322232	24.60	.0549322232	.18	24.78
2019	VTA COLLEGE CHILD CTR	.13	.0002284612	.13	.0002284612		.13
4001	COUNTY GENERAL FUND	90.91	.2030079879	90.91	.2030079879	.67	91.58
4002	E.R.A.F.	25.85	.0573723663	25.85	.0573723663	.19	26.04
4004	E.R.A.F. 93-94 SHIFT	53.49	.1194886700	53.49	.1194886700	.40	53.89
4005	VTA. CO. OFFICE EDUCATION	10.93	.0244399290	10.93	.0244399290	.08	11.01
6100	* COUNTY FLOOD ZN ADM	1.09	.0024462199	1.09	.0024462199	.01	1.10
6120	* COUNTY FLOOD ZN #2	10.93	.0243834581	10.93	.0243834581	.08	11.01
7770	UNITED WTR CONS DIST	2.81	.0062553049	2.81	.0062553049	.02	2.83
8031	CITY OXNARD DIST #1	76.99	.1722046414	76.99	.1722046414	.57	77.56
8600	CALLEGUAS MUN WTR	3.77	.0084777793	3.77	.0084777793	.03	3.80
TRA 03988	Totals:	447.81	1.0000000000	447.81	1.0000000000	3.32	451.13

*** Gross Assessed Valuation Information(Assessed valuations Minus Local Exemptions) ***

	Prior Year A/V	Transfers	Current Year AVI	A/V
Secured	42,800			43,132
Unsecured				
State Assessed				
	42,800		332	43,132

Fund NO.	Description	Prior Year Allocation	Prior Year Factor	Adjusted Prior Year Allocation	Adjusted Prior Year Factor	Annual Tax Increment	Current Year Allocation
1029	EL SCH GEN OCN VIEW	7,601.45	.1801614037	7,601.45	.1801614037	322.45	7,923.90
2007	HI SCH GEN OXNARD	5,768.07	.1367084313	5,768.07	.1367084313	244.68	6,012.75
2015	VTA COM COLLEGE GEN	2,343.35	.0555404286	2,343.35	.0555404286	99.40	2,442.75
2019	VTA COLLEGE CHILD CTR	11.89	.0002822640	11.89	.0002822640	.51	12.40
4001	COUNTY GENERAL FUND	8,642.45	.2048289826	8,642.45	.2048289826	366.59	9,009.04
4002	E.R.A.F.	2,460.94	.0582941949	2,460.94	.0582941949	104.33	2,565.27
4004	E.R.A.F. 93-94 SHIFT	5,101.46	.1209137359	5,101.46	.1209137359	216.41	5,317.87
4005	VTA. CO. OFFICE EDUCATION	1,052.41	.0249433778	1,052.41	.0249433778	44.64	1,097.05
6100	* COUNTY FLOOD ZN ADM	105.63	.0025032255	105.63	.0025032255	4.48	110.11
6120	* COUNTY FLOOD ZN #2	1,040.83	.0246688946	1,040.83	.0246688946	44.15	1,084.98
7770	UNITED WTR CONS DIST	267.37	.0063405214	267.37	.0063405214	11.35	278.72
8031	CITY OXNARD DIST #1	7,433.29	.1761990727	7,433.29	.1761990727	315.35	7,748.64
8600	CALLEGUAS MUN WTR	363.29	.0086154670	363.29	.0086154670	15.42	378.71
TRA 03989	Totals:	42,192.43	1.0000000000	42,192.43	1.0000000000	1,789.76	43,982.19

*** Gross Assessed Valuation Information(Assessed valuations Minus Local Exemptions) ***

	Prior Year A/V	Transfers	Current Year AVI	A/V
Secured	4,208,295			4,387,271
Unsecured				
State Assessed				
	4,208,295		178,976	4,387,271

Fund NO.	Description	Prior Year Allocation	Prior Year Factor	Adjusted Prior Year Allocation	Adjusted Prior Year Factor	Annual Tax Increment	Current Year Allocation
1031	EL SCH GEN OXNARD	3,735.65	.1930109130	3,735.65	.1930109130	39.33-	3,696.32
2007	HI SCH GEN OXNARD	2,633.35	.1360597186	2,633.35	.1360597186	27.73-	2,605.62
2015	VTA COM COLLEGE GEN	1,069.84	.0552765908	1,069.84	.0552765908	11.26-	1,058.58
2019	VTA COLLEGE CHILD CTR	5.48	.0002835825	5.48	.0002835825	.06-	5.42
4001	COUNTY GENERAL FUND	3,942.12	.2036753547	3,942.12	.2036753547	41.51-	3,900.61
4002	E.R.A.F.	1,122.21	.0579287587	1,122.21	.0579287587	11.80-	1,110.41
4004	E.R.A.F. 93-94 SHIFT	2,329.03	.1203431476	2,329.03	.1203431476	24.52-	2,304.51
4005	VTA. CO. OFFICE EDUCATION	312.36	.0161394298	312.36	.0161394298	3.29-	309.07
6100	* COUNTY FLOOD ZN ADM	48.18	.0024882412	48.18	.0024882412	.51-	47.67
6120	* COUNTY FLOOD ZN #2	475.15	.0245504356	475.15	.0245504356	5.00-	470.15
7770	UNITED WTR CONS DIST	122.03	.0063095413	122.03	.0063095413	1.29-	120.74
8031	CITY OXNARD DIST #1	3,393.26	.1753598134	3,393.26	.1753598134	35.73-	3,357.53
8600	CALLEGUAS MUN WTR	165.82	.0085744728	165.82	.0085744728	1.75-	164.07
TRA 03990	Totals:	19,354.48	1.0000000000	19,354.48	1.0000000000	203.78-	19,150.70

*** Gross Assessed Valuation Information(Assessed valuations Minus Local Exemptions) ***

	Prior Year A/V	Transfers	Current Year AVI	A/V
Secured	1,929,764			1,909,386
Unsecured				
State Assessed				
	1,929,764		20,378-	1,909,386

Fund NO.	Description	Prior Year Allocation	Prior Year Factor	Adjusted Prior Year Allocation	Adjusted Prior Year Factor	Annual Tax Increment	Current Year Allocation
1029	EL SCH GEN OCN VIEW	295.02	.1801703136	295.02	.1801703136	5.77-	289.25
2007	HI SCH GEN OXNARD	223.83	.1366978834	223.83	.1366978834	4.37-	219.46
2015	VTA COM COLLEGE GEN	90.95	.0555418967	90.95	.0555418967	1.78-	89.17
2019	VTA COLLEGE CHILD CTR	.35	.0002235086	.35	.0002235086	.01-	.34
4001	COUNTY GENERAL FUND	335.81	.2051385811	335.81	.2051385811	6.55-	329.26
4002	E.R.A.F.	95.36	.0582251435	95.36	.0582251435	1.86-	93.50
4004	E.R.A.F. 93-94 SHIFT	198.34	.1211246603	198.34	.1211246603	3.88-	194.46
4005	VTA. CO. OFFICE EDUCATION	40.36	.0246530534	40.36	.0246530534	.79-	39.57
6100	* COUNTY FLOOD ZN ADM	4.11	.0024956158	4.11	.0024956158	.08-	4.03
6120	* COUNTY FLOOD ZN #2	40.34	.0246434397	40.34	.0246434397	.79-	39.55
7770	UNITED WTR CONS DIST	10.36	.0063256127	10.36	.0063256127	.20-	10.16
8031	CITY OXNARD DIST #1	288.45	.1761574681	288.45	.1761574681	5.64-	282.81
8600	CALLEGUAS MUN WTR	14.08	.0086028231	14.08	.0086028231	.28-	13.80
TRA 03991	Totals:	1,637.36	1.0000000000	1,637.36	1.0000000000	32.00-	1,605.36

*** Gross Assessed Valuation Information(Assessed valuations Minus Local Exemptions) ***

	Prior Year A/V	Transfers	Current Year AVI	A/V
Secured	161,800			158,600
Unsecured				
State Assessed				
	161,800		3,200-	158,600

Fund NO.	Description	Prior Year Allocation	Prior Year Factor	Adjusted Prior Year Allocation	Adjusted Prior Year Factor	Annual Tax Increment	Current Year Allocation
1037	EL SCH GEN RIO	1,586.73	.1915547432	1,586.73	.1915547432	246.89	1,833.62
2007	HI SCH GEN OXNARD	1,121.01	.1353280882	1,121.01	.1353280882	174.42	1,295.43
2015	VTA COM COLLEGE GEN	455.33	.0549683435	455.33	.0549683435	70.85	526.18
2019	VTA COLLEGE CHILD CTR	2.09	.0002516623	2.09	.0002516623	.32	2.41
4001	COUNTY GENERAL FUND	1,679.03	.2026930358	1,679.03	.2026930358	261.26	1,940.29
4002	E.R.A.F.	475.37	.0573828848	475.37	.0573828848	73.96	549.33
4004	E.R.A.F. 93-94 SHIFT	988.65	.1193532579	988.65	.1193532579	153.83	1,142.48
4005	VTA. CO. OFFICE EDUCATION	203.67	.0245877653	203.67	.0245877653	31.69	235.36
6100	* COUNTY FLOOD ZN ADM	20.55	.0024815324	20.55	.0024815324	3.20	23.75
6120	* COUNTY FLOOD ZN #2	202.24	.0244125242	202.24	.0244125242	31.46	233.70
7770	UNITED WTR CONS DIST	51.89	.0062650500	51.89	.0062650500	8.07	59.96
8031	CITY OXNARD DIST #1	1,426.33	.1721939918	1,426.33	.1721939918	221.94	1,648.27
8600	CALLEGUAS MUN WTR	70.63	.0085271206	70.63	.0085271206	10.99	81.62
TRA 03992	Totals:	8,283.52	1.0000000000	8,283.52	1.0000000000	1,288.88	9,572.40

*** Gross Assessed Valuation Information(Assessed valuations Minus Local Exemptions) ***

	Prior Year A/V	Transfers	Current Year AVI	A/V
Secured	827,700			956,588
Unsecured				
State Assessed				
	827,700		128,888	956,588

Fund NO.	Description	Prior Year Allocation	Prior Year Factor	Adjusted Prior Year Allocation	Adjusted Prior Year Factor	Annual Tax Increment	Current Year Allocation
1029	EL SCH GEN OCN VIEW	271.40	.1799084298	271.40	.1799084298	3.40-	268.00
2007	HI SCH GEN OXNARD	205.99	.1365472664	205.99	.1365472664	2.58-	203.41
2015	VTA COM COLLEGE GEN	84.10	.0557500673	84.10	.0557500673	1.05-	83.05
2019	VTA COLLEGE CHILD CTR	.39	.0002693240	.39	.0002693240	.01-	.38
4001	COUNTY GENERAL FUND	311.24	.2062959747	311.24	.2062959747	3.91-	307.33
4002	E.R.A.F.	88.02	.0583536739	88.02	.0583536739	1.10-	86.92
4004	E.R.A.F. 93-94 SHIFT	183.49	.1216368008	183.49	.1216368008	2.30-	181.19
4005	VTA. CO. OFFICE EDUCATION	35.31	.0234173438	35.31	.0234173438	.44-	34.87
6100	* COUNTY FLOOD ZN ADM	3.50	.0023108782	3.50	.0023108782	.04-	3.46
6120	* COUNTY FLOOD ZN #2	36.77	.0243786430	36.77	.0243786430	.46-	36.31
7770	UNITED WTR CONS DIST	9.65	.0063841550	9.65	.0063841550	.12-	9.53
8031	CITY OXNARD DIST #1	265.75	.1761545660	265.75	.1761545660	3.33-	262.42
8600	CALLEGUAS MUN WTR	12.97	.0085928771	12.97	.0085928771	.16-	12.81
TRA 03993	Totals:	1,508.58	1.0000000000	1,508.58	1.0000000000	18.90-	1,489.68

*** Gross Assessed Valuation Information(Assessed valuations Minus Local Exemptions) ***

	Prior Year A/V	Transfers	Current Year AVI	A/V
Secured	150,704			148,814
Unsecured				
State Assessed				
	150,704		1,890-	148,814

Fund NO.	Description	Prior Year Allocation	Prior Year Factor	Adjusted Prior Year Allocation	Adjusted Prior Year Factor	Annual Tax Increment	Current Year Allocation
1029	EL SCH GEN OCN VIEW	4,095.46	.1608752903	4,095.46	.1608752903	37.84-	4,057.62
2007	HI SCH GEN OXNARD	3,107.69	.1220734267	3,107.69	.1220734267	28.71-	3,078.98
2015	VTA COM COLLEGE GEN	1,262.51	.0495939114	1,262.51	.0495939114	11.66-	1,250.85
2019	VTA COLLEGE CHILD CTR	6.48	.0002544771	6.48	.0002544771	.06-	6.42
4001	COUNTY GENERAL FUND	5,351.39	.2102038801	5,351.39	.2102038801	49.44-	5,301.95
4002	E.R.A.F.	1,575.39	.0618493822	1,575.39	.0618493822	14.55-	1,560.84
4004	E.R.A.F. 93-94 SHIFT	2,353.36	.0924432735	2,353.36	.0924432735	21.74-	2,331.62
4005	VTA. CO. OFFICE EDUCATION	567.24	.0222819009	567.24	.0222819009	5.24-	562.00
6100	* COUNTY FLOOD ZN ADM	56.90	.0022348313	56.90	.0022348313	.53-	56.37
6120	* COUNTY FLOOD ZN #2	560.79	.0220279972	560.79	.0220279972	5.18-	555.61
7770	UNITED WTR CONS DIST	152.80	.0060186158	152.80	.0060186158	1.42-	151.38
8034	CITY OXNARD DIST #4	6,171.74	.2424505214	6,171.74	.2424505214	57.03-	6,114.71
8600	CALLEGUAS MUN WTR	195.59	.0076924921	195.59	.0076924921	1.81-	193.78
TRA 03994	Totals:	25,457.34	1.0000000000	25,457.34	1.0000000000	235.21-	25,222.13

*** Gross Assessed Valuation Information(Assessed valuations Minus Local Exemptions) ***

	Prior Year A/V	Transfers	Current Year AVI	A/V
Secured	2,515,135			2,491,614
Unsecured				
State Assessed				
	2,515,135		23,521-	2,491,614

Fund NO.	Description	Prior Year Allocation	Prior Year Factor	Adjusted Prior Year Allocation	Adjusted Prior Year Factor	Annual Tax Increment	Current Year Allocation
1029	EL SCH GEN OCN VIEW	25.51	.1805880147	25.51	.1805880147	.18	25.69
2007	HI SCH GEN OXNARD	19.36	.1371072449	19.36	.1371072449	.14	19.50
2015	VTA COM COLLEGE GEN	7.89	.0556853920	7.89	.0556853920	.06	7.95
2019	VTA COLLEGE CHILD CTR	.04	.0002308203	.04	.0002308203		.04
4001	COUNTY GENERAL FUND	29.01	.2054406278	29.01	.2054406278	.21	29.22
4002	E.R.A.F.	8.22	.0582037775	8.22	.0582037775	.06	8.28
4004	E.R.A.F. 93-94 SHIFT	17.08	.1209120591	17.08	.1209120591	.12	17.20
4005	VTA. CO. OFFICE EDUCATION	3.53	.0249959857	3.53	.0249959857	.02	3.55
6100	* COUNTY FLOOD ZN ADM	.34	.0025362022	.34	.0025362022		.34
6120	* COUNTY FLOOD ZN #2	3.50	.0247347896	3.50	.0247347896	.02	3.52
7770	UNITED WTR CONS DIST	.90	.0063426645	.90	.0063426645	.01	.91
8031	CITY OXNARD DIST #1	24.62	.1746047883	24.62	.1746047883	.17	24.79
8600	CALLEGUAS MUN WTR	1.22	.0086176334	1.22	.0086176334	.01	1.23
TRA 03995	Totals:	141.22	1.0000000000	141.22	1.0000000000	1.00	142.22

*** Gross Assessed Valuation Information(Assessed valuations Minus Local Exemptions) ***

	Prior Year A/V	Transfers	Current Year AVI	A/V
Secured	12,000			12,100
Unsecured				
State Assessed	12,000		100	12,100

Fund NO.	Description	Prior Year Allocation	Prior Year Factor	Adjusted Prior Year Allocation	Adjusted Prior Year Factor	Annual Tax Increment	Current Year Allocation
1029	EL SCH GEN OCN VIEW	7,935.97	.1801647830	7,935.97	.1801647830	47.91-	7,888.06
2007	HI SCH GEN OXNARD	6,021.93	.1367120626	6,021.93	.1367120626	36.35-	5,985.58
2015	VTA COM COLLEGE GEN	2,446.44	.0555400169	2,446.44	.0555400169	14.77-	2,431.67
2019	VTA COLLEGE CHILD CTR	12.64	.0002868855	12.64	.0002868855	.08-	12.56
4001	COUNTY GENERAL FUND	9,021.66	.2048095106	9,021.66	.2048095106	54.45-	8,967.21
4002	E.R.A.F.	2,568.64	.0582936242	2,568.64	.0582936242	15.50-	2,553.14
4004	E.R.A.F. 93-94 SHIFT	5,325.55	.1209058786	5,325.55	.1209058786	32.15-	5,293.40
4005	VTA. CO. OFFICE EDUCATION	1,099.35	.0249577334	1,099.35	.0249577334	6.64-	1,092.71
6100	* COUNTY FLOOD ZN ADM	110.26	.0025029149	110.26	.0025029149	.67-	109.59
6120	* COUNTY FLOOD ZN #2	1,086.60	.0246689970	1,086.60	.0246689970	6.56-	1,080.04
7770	UNITED WTR CONS DIST	279.27	.0063422573	279.27	.0063422573	1.69-	277.58
8031	CITY OXNARD DIST #1	7,760.66	.1761999206	7,760.66	.1761999206	46.85-	7,713.81
8600	CALLEGUAS MUN WTR	379.34	.0086154154	379.34	.0086154154	2.29-	377.05
TRA 03996	Totals:	44,048.31	1.0000000000	44,048.31	1.0000000000	265.91-	43,782.40

*** Gross Assessed Valuation Information(Assessed valuations Minus Local Exemptions) ***

	Prior Year A/V	Transfers	Current Year AVI	A/V
Secured	4,260,881			4,234,290
Unsecured				
State Assessed				
	4,260,881		26,591-	4,234,290

Fund NO.	Description	Prior Year Allocation	Prior Year Factor	Adjusted Prior Year Allocation	Adjusted Prior Year Factor	Annual Tax Increment	Current Year Allocation
1015	EL SCH GEN PT HUE	5,152.45	.1889123471	5,152.45	.1889123471	643.35	5,795.80
2007	HI SCH GEN OXNARD	3,690.01	.1352934669	3,690.01	.1352934669	460.75	4,150.76
2015	VTA COM COLLEGE GEN	1,499.12	.0549628238	1,499.12	.0549628238	187.18	1,686.30
2019	VTA COLLEGE CHILD CTR	7.71	.0002824400	7.71	.0002824400	.96	8.67
4001	COUNTY GENERAL FUND	5,523.77	.2025224739	5,523.77	.2025224739	689.69	6,213.46
4002	E.R.A.F.	1,571.68	.0575996111	1,571.68	.0575996111	196.16	1,767.84
4004	E.R.A.F. 93-94 SHIFT	3,263.76	.1196677185	3,263.76	.1196677185	407.54	3,671.30
4005	VTA. CO. OFFICE EDUCATION	673.35	.0246892108	673.35	.0246892108	84.08	757.43
6100	* COUNTY FLOOD ZN ADM	67.47	.0024745165	67.47	.0024745165	8.43	75.90
6120	* COUNTY FLOOD ZN #2	665.88	.0244147844	665.88	.0244147844	83.15	749.03
7770	UNITED WTR CONS DIST	170.93	.0062696184	170.93	.0062696184	21.35	192.28
8031	CITY OXNARD DIST #1	4,755.72	.1743845023	4,755.72	.1743845023	593.88	5,349.60
8600	CALLEGUAS MUN WTR	232.44	.0085264863	232.44	.0085264863	29.04	261.48
TRA 03997	Totals:	27,274.29	1.0000000000	27,274.29	1.0000000000	3,405.56	30,679.85

*** Gross Assessed Valuation Information(Assessed valuations Minus Local Exemptions) ***





	Prior Year A/V	Transfers	Current Year AVI	A/V
Secured	2,723,975			3,064,531
Unsecured				
State Assessed				
	2,723,975		340,556	3,064,531

Fund NO.	Description	Prior Year Allocation	Prior Year Factor	Adjusted Prior Year Allocation	Adjusted Prior Year Factor	Annual Tax Increment	Current Year Allocation
1037	EL SCH GEN RIO	18.72	.1915388478	18.72	.1915388478		18.72
2007	HI SCH GEN OXNARD	13.22	.1353233670	13.22	.1353233670		13.22
2015	VTA COM COLLEGE GEN	5.37	.0549683355	5.37	.0549683355		5.37
2019	VTA COLLEGE CHILD CTR		.0002656258		.0002656258		
4001	COUNTY GENERAL FUND	19.99	.2026775971	19.99	.2026775971		19.99
4002	E.R.A.F.	6.40	.0573785104	6.40	.0573785104		6.40
4004	E.R.A.F. 93-94 SHIFT	11.57	.1193417456	11.57	.1193417456		11.57
4005	VTA. CO. OFFICE EDUCATION	2.40	.0246557475	2.40	.0246557475		2.40
6100	* COUNTY FLOOD ZN ADM	.25	.0024703130	.25	.0024703130		.25
6120	* COUNTY FLOOD ZN #2	2.39	.0244070566	2.39	.0244070566		2.39
7770	UNITED WTR CONS DIST	.52	.0062590139	.52	.0062590139		.52
8031	CITY OXNARD DIST #1	16.25	.1721930061	16.25	.1721930061		16.25
8600	CALLEGUAS MUN WTR	.71	.0085208337	.71	.0085208337		.71
TRA 03998	Totals:	97.79	1.0000000000	97.79	1.0000000000		97.79

Fund NO.	Description	Prior Year Allocation	Prior Year Factor	Adjusted Prior Year Allocation	Adjusted Prior Year Factor	Annual Tax Increment	Current Year Allocation
1031	EL SCH GEN OXNARD	10,963.99	.1935476433	10,963.99	.1935476433	3,008.02	13,972.01
2007	HI SCH GEN OXNARD	7,728.38	.1364294910	7,728.38	.1364294910	2,120.32	9,848.70
2015	VTA COM COLLEGE GEN	3,139.83	.0554272429	3,139.83	.0554272429	861.42	4,001.25
2019	VTA COLLEGE CHILD CTR	16.12	.0002843802	16.12	.0002843802	4.42	20.54
4001	COUNTY GENERAL FUND	11,580.61	.2044339121	11,580.61	.2044339121	3,177.21	14,757.82
4002	E.R.A.F.	3,277.49	.0578526661	3,277.49	.0578526661	899.12	4,176.61
4004	E.R.A.F. 93-94 SHIFT	6,818.36	.1203648665	6,818.36	.1203648665	1,870.65	8,689.01
4005	VTA. CO. OFFICE EDUCATION	909.52	.0160557877	909.52	.0160557877	249.53	1,159.05
6100	* COUNTY FLOOD ZN ADM	140.85	.0024861251	140.85	.0024861251	38.64	179.49
6120	* COUNTY FLOOD ZN #2	1,394.58	.0246184832	1,394.58	.0246184832	382.61	1,777.19
7770	UNITED WTR CONS DIST	357.25	.0063069284	357.25	.0063069284	98.02	455.27
8031	CITY OXNARD DIST #1	9,833.90	.1736011803	9,833.90	.1736011803	2,698.02	12,531.92
8600	CALLEGUAS MUN WTR	486.67	.0085912932	486.67	.0085912932	133.52	620.19
TRA 03999	Totals:	56,647.55	1.0000000000	56,647.55	1.0000000000	15,541.50	72,189.05







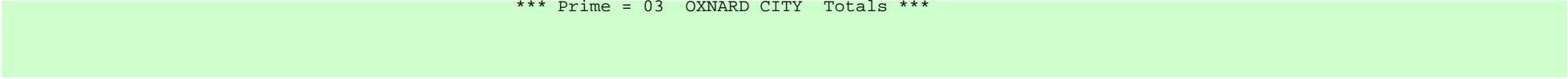
*** Gross Assessed Valuation Information(Assessed valuations Minus Local Exemptions) ***

	Prior Year A/V	Transfers	Current Year AVI	A/V
Secured	5,663,054			7,217,204
Unsecured				
State Assessed				
	5,663,054		1,554,150	7,217,204










Fund NO.	Description	Prior Year Allocation	Prior Year Factor	Adjusted Prior Year Allocation	Adjusted Prior Year Factor	Annual Tax Increment	Current Year Allocation
1015	EL SCH GEN PT HUE	3,717,869.31	.0185341145	3,717,869.31	.0184424987	192,542.36	3,910,411.67
1029	EL SCH GEN OCN VIEW	1,466,684.82	.0073912039	1,466,684.82	.0072754932	55,199.58	1,521,884.40
1031	EL SCH GEN OXNARD	24,030,586.43	.1192333474	24,030,586.43	.1192037754	1,043,922.89	25,074,509.32
1037	EL SCH GEN RIO	10,024,526.54	.0494908175	10,024,526.54	.0497266854	440,152.52	10,464,679.06
2007	HI SCH GEN OXNARD	27,691,907.95	.1373688020	27,691,907.95	.1373657687	1,223,143.93	28,915,051.88
2015	VTA COM COLLEGE GEN	11,217,319.46	.0556472937	11,217,319.46	.0556435372	495,874.79	11,713,194.25
2019	VTA COLLEGE CHILD CTR	58,130.53	.0002883672	58,130.53	.0002883566	2,565.65	60,696.18
4001	COUNTY GENERAL FUND Negotiated Revenue:	40,872,910.44 43.03	.2026589870	40,872,953.47	.2027503731	1,851,971.46	42,724,924.93
4002	E.R.A.F.	10,954,545.35	.0543706517	10,954,545.35	.0543400457	455,410.77	11,409,956.12
4004	E.R.A.F. 93-94 SHIFT	22,796,668.31	.1131481246	22,796,668.31	.1130829220	937,178.51	23,733,846.82
4005	VTA. CO. OFFICE EDUCATION	3,872,517.70	.0192107237	3,872,517.70	.0192096323	174,628.94	4,047,146.64
6100	* COUNTY FLOOD ZN ADM Negotiated Revenue:	520,206.31 .53	.0025733296	520,206.84	.0025804871	22,757.88	542,964.72
6120	* COUNTY FLOOD ZN #2 Negotiated Revenue:	4,982,549.61 5.18	.0247194180	4,982,554.79	.0247159737	221,893.13	5,204,447.92
6140	* COUNTY FLOOD ZN #4	41.23	.0000002543	41.23	.0000002045	36.08	77.31
7735	OXNARD DRAIN #1	472.43	.0000023672	472.43	.0000023435	150.12-	322.31
7770	UNITED WTR CONS DIST Negotiated Revenue:	1,300,198.32 1.36	.0064472288	1,300,199.68	.0064496433	59,104.18	1,359,303.86
8031	CITY OXNARD DIST #1	36,160,765.96	.1794212540	36,160,765.96	.1793755570	1,603,778.12	37,764,544.08
8034	CITY OXNARD DIST #4 Negotiated Revenue:	98,225.81 57.58	.0004472794	98,283.39	.0004875350	26,094.07	124,377.46
8600	CALLEGUAS MUN WTR Negotiated Revenue:	1,826,367.88 107.68-	.0090464355	1,826,260.20	.0090591676	85,068.39	1,911,328.59
=====							
Prime = 03 Totals:		201,592,494.39	1.0000000000	201,592,494.39	1.0000000000	8,891,173.13	210,483,667.52

See Next Page For Gross Assessed Valuation Information



*** Gross Assessed Valuation Information(Assessed valuations Minus Local Exemptions) ***

	Prior Year	-----	Current Year	-----
	A/V	Transfers	AVI	A/V
Secured	19,227,897,221			20,067,694,458
Unsecured	1,000,323,351			1,077,207,152
State Assessed	49,064,549			21,500,824
	-----		-----	-----
	20,277,285,121		889,117,313	21,166,402,434



Fund NO.	Description	Prior Year Allocation	Prior Year Factor	Adjusted Prior Year Allocation	Adjusted Prior Year Factor	Annual Tax Increment	Current Year Allocation
1045	EL SCH GEN ST PAULA	2,353,584.84	.1899360065	2,353,584.84	.1899360065	109,695.21	2,463,280.05
2010	HI SCH GEN ST PAULA	1,677,987.73	.1354148310	1,677,987.73	.1354148310	78,207.18	1,756,194.91
2015	VTA COM COLLEGE GEN	603,211.18	.0486795800	603,211.18	.0486795800	28,114.30	631,325.48
2019	VTA COLLEGE CHILD CTR	3,118.64	.0002516751	3,118.64	.0002516751	145.35	3,263.99
4001	COUNTY GENERAL FUND	2,240,435.01	.1808055195	2,240,435.01	.1807983432	104,417.87	2,344,852.88
4002	E.R.A.F.	680,404.79	.0549188743	680,404.79	.0549188743	31,717.72	712,122.51
4004	E.R.A.F. 93-94 SHIFT	1,511,125.93	.1219469000	1,511,125.93	.1219469000	70,428.94	1,581,554.87
4005	VTA. CO. OFFICE EDUCATION	266,538.82	.0215098765	266,538.82	.0215098765	12,422.77	278,961.59
6001	* FIRE PROTECTION DIST			1,969,557.86	.1589447503	91,796.59	2,061,354.45
	Negotiated Revenue:	1,969,557.86					
6100	* COUNTY FLOOD ZN ADM	27,189.06	.0021941782	27,189.06	.0021941782	1,267.22	28,456.28
6120	* COUNTY FLOOD ZN #2	267,929.04	.0216220705	267,929.04	.0216220705	12,487.56	280,416.60
7586	BLANCHARD/SANTA PAULA LIB	196,671.07	.0158714987	196,671.07	.0158714987	9,166.39	205,837.46
7770	UNITED WTR CONS DIST	70,154.84	.0056602792	70,154.84	.0056602792	3,269.02	73,423.86
8050	CITY SANTA PAULA	2,493,111.22	.2011887105	523,553.36	.0422511365	24,401.63	547,954.99
	Negotiated Revenue:	1,969,557.86-					
TRA 04001	Totals:	12,391,462.17	1.0000000000	12,391,462.17	1.0000000000	577,537.75	12,968,999.92

*** Gross Assessed Valuation Information(Assessed valuations Minus Local Exemptions) ***

	Prior Year A/V	Transfers	Current Year AVI	A/V
Secured	1,209,740,748			1,265,425,840
Unsecured	21,019,908			23,088,591
State Assessed				
	1,230,760,656		57,753,775	1,288,514,431

Fund NO.	Description	Prior Year Allocation	Prior Year Factor	Adjusted Prior Year Allocation	Adjusted Prior Year Factor	Annual Tax Increment	Current Year Allocation
1005	EL SCH GEN BRIGGS	33,757.19	.1657416594	33,757.19	.1657416594	535.55	34,292.74
2010	HI SCH GEN ST PAULA	28,442.61	.1396480507	28,442.61	.1396480507	451.24	28,893.85
2015	VTA COM COLLEGE GEN	10,224.69	.0502012572	10,224.69	.0502012572	162.21	10,386.90
2019	VTA COLLEGE CHILD CTR	52.84	.0002593987	52.84	.0002593987	.84	53.68
4001	COUNTY GENERAL FUND	37,968.70	.1864198290	37,968.70	.1864197646	602.38	38,571.08
4002	E.R.A.F.	11,574.49	.0568286789	11,574.49	.0568286789	183.63	11,758.12
4004	E.R.A.F. 93-94 SHIFT	25,415.91	.1247875155	25,415.91	.1247875155	403.22	25,819.13
4005	VTA. CO. OFFICE EDUCATION	4,644.68	.0228045231	4,644.68	.0228045231	73.69	4,718.37
6001	* FIRE PROTECTION DIST			33,242.39	.1632141468	527.39	33,769.78
	Negotiated Revenue:	33,242.39					
6100	* COUNTY FLOOD ZN ADM	461.04	.0022636071	461.04	.0022636071	7.31	468.35
6120	* COUNTY FLOOD ZN #2	4,543.61	.0223082906	4,543.61	.0223082906	72.08	4,615.69
7586	BLANCHARD/SANTA PAULA LIB	3,335.04	.0163744956	3,335.04	.0163744956	52.91	3,387.95
7770	UNITED WTR CONS DIST	1,173.68	.0057625467	1,173.68	.0057625467	18.62	1,192.30
8050	CITY SANTA PAULA	42,078.98	.2066001475	8,836.59	.0433860651	140.19	8,976.78
	Negotiated Revenue:	33,242.39-					
TRA 04002	Totals:	203,673.46	1.0000000000	203,673.46	1.0000000000	3,231.26	206,904.72

*** Gross Assessed Valuation Information(Assessed valuations Minus Local Exemptions) ***

	Prior Year	Transfers	Current Year
Secured	16,955,547		17,261,573
Unsecured	16,500		33,600
State Assessed			
	16,972,047		323,126
			17,295,173

Fund NO.	Description	Prior Year Allocation	Prior Year Factor	Adjusted Prior Year Allocation	Adjusted Prior Year Factor	Annual Tax Increment	Current Year Allocation
1045	EL SCH GEN ST PAULA	5,666.39	.2150526793	5,666.39	.2150526793	113.28	5,779.67
2010	HI SCH GEN ST PAULA	4,041.51	.1533846837	4,041.51	.1533846837	80.80	4,122.31
2015	VTA COM COLLEGE GEN	1,452.89	.0551399792	1,452.89	.0551399792	29.05	1,481.94
2019	VTA COLLEGE CHILD CTR	6.82	.0002592208	6.82	.0002592208	.14	6.96
4001	COUNTY GENERAL FUND	6,858.99	.2717274028	6,858.99	.2717274028	143.12	7,002.11
4002	E.R.A.F.	165.37		165.37			165.37
4004	E.R.A.F. 93-94 SHIFT	354.31		354.31			354.31
4005	VTA. CO. OFFICE EDUCATION	633.11	.0240277076	633.11	.0240277076	12.66	645.77
6001	* FIRE PROTECTION DIST			4,264.55	.1666589080	87.79	4,352.34
	Negotiated Revenue:	4,264.55					
6100	* COUNTY FLOOD ZN ADM	74.53	.0028751470	74.53	.0028751470	1.51	76.04
6120	* COUNTY FLOOD ZN #2	900.92	.0355246641	900.92	.0355246641	18.71	919.63
7586	BLANCHARD/SANTA PAULA LIB	547.54	.0211645170	547.54	.0211645170	11.15	558.69
7770	UNITED WTR CONS DIST	248.35	.0098833554	248.35	.0098833554	5.21	253.56
8050	CITY SANTA PAULA	5,398.17	.2109606431	1,133.62	.0443017351	23.34	1,156.96
	Negotiated Revenue:	4,264.55-					
TRA 04003	Totals:	26,348.90	1.0000000000	26,348.90	1.0000000000	526.76	26,875.66

*** Gross Assessed Valuation Information(Assessed valuations Minus Local Exemptions) ***

	Prior Year A/V	Transfers	Current Year AVI	A/V
Secured	2,633,826			2,686,502
Unsecured				
State Assessed				
	2,633,826		52,676	2,686,502

Fund NO.	Description	Prior Year Allocation	Prior Year Factor	Adjusted Prior Year Allocation	Adjusted Prior Year Factor	Annual Tax Increment	Current Year Allocation
1025	EL SCH GEN MUPU	29,707.42	.1586735732	29,707.42	.1586735732	2,345.10	32,052.52
2010	HI SCH GEN ST PAULA	26,311.69	.1405364042	26,311.69	.1405364042	2,077.04	28,388.73
2015	VTA COM COLLEGE GEN	9,458.60	.0505205192	9,458.60	.0505205192	746.66	10,205.26
2019	VTA COLLEGE CHILD CTR	48.87	.0002611744	48.87	.0002611744	3.86	52.73
4001	COUNTY GENERAL FUND	35,131.77	.1876439285	35,131.77	.1876619850	2,773.53	37,905.30
4002	E.R.A.F.	10,675.56	.0569959525	10,675.56	.0569959525	842.36	11,517.92
4004	E.R.A.F. 93-94 SHIFT	23,693.84	.1265590804	23,693.84	.1265590804	1,870.46	25,564.30
4005	VTA. CO. OFFICE EDUCATION	4,296.49	.0229485528	4,296.49	.0229485528	339.17	4,635.66
6001	* FIRE PROTECTION DIST			30,879.89	.1649360515	2,437.65	33,317.54
	Negotiated Revenue:	30,879.89					
6100	* COUNTY FLOOD ZN ADM	426.35	.0022772377	426.35	.0022772377	33.66	460.01
6120	* COUNTY FLOOD ZN #2	4,201.24	.0224397583	4,201.24	.0224397583	331.65	4,532.89
7586	BLANCHARD/SANTA PAULA LIB	3,083.89	.0164717440	3,083.89	.0164717440	243.44	3,327.33
7770	UNITED WTR CONS DIST	1,099.22	.0058741975	1,099.22	.0058741975	86.82	1,186.04
8050	CITY SANTA PAULA	39,088.47	.2087978773	8,208.58	.0438437693	647.98	8,856.56
	Negotiated Revenue:	30,879.89-					
=====							
TRA 04004	Totals:	187,223.41	1.0000000000	187,223.41	1.0000000000	14,779.38	202,002.79

*** Gross Assessed Valuation Information(Assessed valuations Minus Local Exemptions) ***

	Prior Year	Transfers	Current Year	
	A/V		AVI	A/V
Secured	18,546,032			20,023,970
Unsecured	49,800			49,800
State Assessed				
	-----		-----	
	18,595,832		1,477,938	20,073,770

Fund NO.	Description	Prior Year Allocation	Prior Year Factor	Adjusted Prior Year Allocation	Adjusted Prior Year Factor	Annual Tax Increment	Current Year Allocation
1025	EL SCH GEN MUPU	22,137.19	.1806024376	22,137.19	.1806024376	2,039.82	24,177.01
2010	HI SCH GEN ST PAULA	19,608.85	.1599754297	19,608.85	.1599754297	1,806.85	21,415.70
2015	VTA COM COLLEGE GEN	7,049.02	.0575082125	7,049.02	.0575082125	649.53	7,698.55
2019	VTA COLLEGE CHILD CTR	35.17	.0002869347	35.17	.0002869347	3.24	38.41
4001	COUNTY GENERAL FUND	22,673.20	.1849753567	22,673.20	.1849753169	2,089.22	24,762.42
4002	E.R.A.F.	6,358.41	.0518741630	6,358.41	.0518741630	585.90	6,944.31
4004	E.R.A.F. 93-94 SHIFT	13,925.56	.1136091816	13,925.56	.1136091816	1,283.16	15,208.72
4005	VTA. CO. OFFICE EDUCATION	3,195.27	.0260678598	3,195.27	.0260678598	294.42	3,489.69
6001	* FIRE PROTECTION DIST			16,610.91	.1355171917	1,530.61	18,141.52
	Negotiated Revenue:	16,610.91					
6100	* COUNTY FLOOD ZN ADM	317.67	.0025916995	317.67	.0025916995	29.27	346.94
6120	* COUNTY FLOOD ZN #2	3,158.30	.0257664542	3,158.30	.0257664542	291.02	3,449.32
7586	BLANCHARD/SANTA PAULA LIB	2,300.48	.0187680340	2,300.48	.0187680340	211.98	2,512.46
7770	UNITED WTR CONS DIST	788.60	.0064335141	788.60	.0064335141	72.66	861.26
8050	CITY SANTA PAULA	21,026.47	.1715407226	4,415.56	.0360235707	406.87	4,822.43
	Negotiated Revenue:	16,610.91-					
TRA 04005	Totals:	122,574.19	1.0000000000	122,574.19	1.0000000000	11,294.55	133,868.74

*** Gross Assessed Valuation Information(Assessed valuations Minus Local Exemptions) ***

	Prior Year A/V	Transfers	Current Year AVI	A/V
Secured	12,470,793			12,944,098
Unsecured				656,150
State Assessed				
	12,470,793		1,129,455	13,600,248

Fund NO.	Description	Prior Year Allocation	Prior Year Factor	Adjusted Prior Year Allocation	Adjusted Prior Year Factor	Annual Tax Increment	Current Year Allocation
1045	EL SCH GEN ST PAULA	27,510.09	.1899489789	27,510.09	.1899489789	8,030.85	35,540.94
2010	HI SCH GEN ST PAULA	19,614.46	.1354320755	19,614.46	.1354320755	5,725.93	25,340.39
2015	VTA COM COLLEGE GEN	7,050.36	.0486807778	7,050.36	.0486807778	2,058.17	9,108.53
2019	VTA COLLEGE CHILD CTR	35.07	.0002420591	35.07	.0002420591	10.23	45.30
4001	COUNTY GENERAL FUND	30,674.73	.2812379481	30,674.73	.2812379481	11,890.44	42,565.17
4002	E.R.A.F.	5,262.69		5,262.69			5,262.69
4004	E.R.A.F. 93-94 SHIFT	12,309.74		12,309.74			12,309.74
4005	VTA. CO. OFFICE EDUCATION	3,106.15	.0214472433	3,106.15	.0214472433	906.77	4,012.92
6001	* FIRE PROTECTION DIST			25,442.04	.2106982824	8,908.10	34,350.14
	Negotiated Revenue:	25,442.04					
6100	* COUNTY FLOOD ZN ADM	332.13	.0025415512	332.13	.0025415512	107.45	439.58
6120	* COUNTY FLOOD ZN #2	3,327.07	.0260334037	3,327.07	.0260334037	1,100.67	4,427.74
7586	BLANCHARD/SANTA PAULA LIB	2,437.29	.0188547091	2,437.29	.0188547091	797.16	3,234.45
7770	UNITED WTR CONS DIST	963.95	.0088745667	963.95	.0088745667	375.21	1,339.16
8050	CITY SANTA PAULA	32,205.12	.2667066866	6,763.08	.0560084042	2,367.98	9,131.06
	Negotiated Revenue:	25,442.04-					
TRA 04006	Totals:	144,828.85	1.0000000000	144,828.85	1.0000000000	42,278.96	187,107.81

*** Gross Assessed Valuation Information(Assessed valuations Minus Local Exemptions) ***

	Prior Year	Transfers	Current Year	
	A/V		AVI	A/V
Secured	12,705,891			15,173,587
Unsecured	1,818,550			3,578,750
State Assessed				
	14,524,441		4,227,896	18,752,337

Fund NO.	Description	Prior Year Allocation	Prior Year Factor	Adjusted Prior Year Allocation	Adjusted Prior Year Factor	Annual Tax Increment	Current Year Allocation
1005	EL SCH GEN BRIGGS	49,595.63	.1764671601	49,595.63	.1764671601	2,937.94	52,533.57
2010	HI SCH GEN ST PAULA	41,788.45	.1486882857	41,788.45	.1486882857	2,475.46	44,263.91
2015	VTA COM COLLEGE GEN	15,021.96	.0534499301	15,021.96	.0534499301	889.87	15,911.83
2019	VTA COLLEGE CHILD CTR	76.82	.0002733592	76.82	.0002733592	4.55	81.37
4001	COUNTY GENERAL FUND	51,868.29	.1845529146	51,868.29	.1845605293	3,072.67	54,940.96
4002	E.R.A.F.	15,496.85	.0551298663	15,496.85	.0551298663	917.84	16,414.69
4004	E.R.A.F. 93-94 SHIFT	33,865.50	.1204996797	33,865.50	.1204996797	2,006.15	35,871.65
4005	VTA. CO. OFFICE EDUCATION	6,789.54	.0241580155	6,789.54	.0241580155	402.20	7,191.74
6001	* FIRE PROTECTION DIST			41,549.73	.1478389540	2,461.32	44,011.05
	Negotiated Revenue:	41,549.73					
6100	* COUNTY FLOOD ZN ADM	676.43	.0024067959	676.43	.0024067959	40.07	716.50
6120	* COUNTY FLOOD ZN #2	6,672.27	.0237407178	6,672.27	.0237407178	395.25	7,067.52
7586	BLANCHARD/SANTA PAULA LIB	4,897.81	.0174270439	4,897.81	.0174270439	290.14	5,187.95
7770	UNITED WTR CONS DIST	1,703.10	.0060607176	1,703.10	.0060607176	100.90	1,804.00
8050	CITY SANTA PAULA	52,594.59	.1871455136	11,044.86	.0392989449	654.27	11,699.13
	Negotiated Revenue:	41,549.73-					
=====							
TRA	04007 Totals:	281,047.24	1.0000000000	281,047.24	1.0000000000	16,648.63	297,695.87

*** Gross Assessed Valuation Information(Assessed valuations Minus Local Exemptions) ***

	Prior Year A/V	Transfers	Current Year AVI	A/V
Secured	27,907,656			29,572,519
Unsecured				
State Assessed				
	-----			-----
	27,907,656		1,664,863	29,572,519

Fund NO.	Description	Prior Year Allocation	Prior Year Factor	Adjusted Prior Year Allocation	Adjusted Prior Year Factor	Annual Tax Increment	Current Year Allocation
1005	EL SCH GEN BRIGGS	17,466.83	.1881613752	17,466.83	.1881613752	1,583.50	19,050.33
2010	HI SCH GEN ST PAULA	14,717.37	.1585426008	14,717.37	.1585426008	1,334.24	16,051.61
2015	VTA COM COLLEGE GEN	5,288.72	.0569730941	5,288.72	.0569730941	479.47	5,768.19
2019	VTA COLLEGE CHILD CTR	27.07	.0002914798	27.07	.0002914798	2.45	29.52
4001	COUNTY GENERAL FUND	20,844.01	.2845972821	20,844.01	.2845972821	2,395.05	23,239.06
4002	E.R.A.F.	2,935.74		2,935.74			2,935.74
4004	E.R.A.F. 93-94 SHIFT	6,315.59		6,315.59			6,315.59
4005	VTA. CO. OFFICE EDUCATION	2,373.52	.0255685560	2,373.52	.0255685560	215.18	2,588.70
6001	* FIRE PROTECTION DIST			13,798.16	.1738108076	1,462.73	15,260.89
	Negotiated Revenue:	13,798.16					
6100	* COUNTY FLOOD ZN ADM	253.73	.0029820791	253.73	.0029820791	25.10	278.83
6120	* COUNTY FLOOD ZN #2	2,544.93	.0304708565	2,544.93	.0304708565	256.43	2,801.36
7586	BLANCHARD/SANTA PAULA LIB	1,853.94	.0219954532	1,853.94	.0219954532	185.11	2,039.05
7770	UNITED WTR CONS DIST	741.40	.0104035427	741.40	.0104035427	87.55	828.95
8050	CITY SANTA PAULA	17,466.02	.2200136805	3,667.86	.0462028729	388.83	4,056.69
	Negotiated Revenue:	13,798.16-					
=====							
TRA 04008	Totals:	92,828.87	1.0000000000	92,828.87	1.0000000000	8,415.64	101,244.51

*** Gross Assessed Valuation Information(Assessed valuations Minus Local Exemptions) ***

	Prior Year	-----	Current Year	-----
	A/V	Transfers	AVI	A/V
Secured	8,157,584			9,037,078
Unsecured	1,122,100			1,084,170
State Assessed				
	-----		-----	
	9,279,684		841,564	10,121,248

Fund NO.	Description	Prior Year Allocation	Prior Year Factor	Adjusted Prior Year Allocation	Adjusted Prior Year Factor	Annual Tax Increment	Current Year Allocation
1005	EL SCH GEN BRIGGS	19.67	.1881420021	19.67	.1881420021	.35	20.02
2010	HI SCH GEN ST PAULA	16.57	.1585372920	16.57	.1585372920	.30	16.87
2015	VTA COM COLLEGE GEN	5.95	.0569861108	5.95	.0569861108	.11	6.06
2019	VTA COLLEGE CHILD CTR	.03	.0002897598	.03	.0002897598		.03
4001	COUNTY GENERAL FUND	29.74	.2845961911	29.74	.2845961911	.52	30.26
4005	VTA. CO. OFFICE EDUCATION	2.68	.0255778794	2.68	.0255778794	.05	2.73
6001	* FIRE PROTECTION DIST			18.17	.1738145280	.33	18.50
	Negotiated Revenue:	18.17					
6100	* COUNTY FLOOD ZN ADM	.32	.0029744504	.32	.0029744504	.01	.33
6120	* COUNTY FLOOD ZN #2	3.18	.0304828445	3.18	.0304828445	.06	3.24
7586	BLANCHARD/SANTA PAULA LIB	2.30	.0220019085	2.30	.0220019085	.04	2.34
7770	UNITED WTR CONS DIST	1.08	.0103931715	1.08	.0103931715	.02	1.10
8050	CITY SANTA PAULA	23.00	.2200183899	4.83	.0462038619	.09	4.92
	Negotiated Revenue:	18.17-					
TRA 04009	Totals:	104.52	1.0000000000	104.52	1.0000000000	1.88	106.40

*** Gross Assessed Valuation Information(Assessed valuations Minus Local Exemptions) ***

	Prior Year A/V	Transfers	Current Year AVI	A/V
Secured				
Unsecured	9,413			9,601
State Assessed				
	9,413		188	9,601

Fund NO.	Description	Prior Year Allocation	Prior Year Factor	Adjusted Prior Year Allocation	Adjusted Prior Year Factor	Annual Tax Increment	Current Year Allocation
1045	EL SCH GEN ST PAULA		.2125639622		.2125639622		
2015	VTA COM COLLEGE GEN		.0522648083		.0522648083		
4001	COUNTY GENERAL FUND		.4599906843		.4599906843		
4005	VTA. CO. OFFICE EDUCATION		.0069513726		.0069513726		
6001	* FIRE PROTECTION DIST				.1678584155		
6120	* COUNTY FLOOD ZN #2		.0278750420		.0278750420		
7586	BLANCHARD/SANTA PAULA LIB		.0209062521		.0209062521		
7770	UNITED WTR CONS DIST		.0069688716		.0069688716		
8050	CITY SANTA PAULA		.2124790069		.0446205914		
TRA 04010 Totals:			1.0000000000		1.0000000000		

No Taxable Parcels Within TRA=04010

Fund NO.	Description	Prior Year Allocation	Prior Year Factor	Adjusted Prior Year Allocation	Adjusted Prior Year Factor	Annual Tax Increment	Current Year Allocation
1045	EL SCH GEN ST PAULA	18,632.90	.2151599541	18,632.90	.2151599541	543.93-	18,088.97
2010	HI SCH GEN ST PAULA	13,284.52	.1534004559	13,284.52	.1534004559	387.80-	12,896.72
2015	VTA COM COLLEGE GEN	4,775.43	.0551434270	4,775.43	.0551434270	139.40-	4,636.03
2019	VTA COLLEGE CHILD CTR	24.68	.0002849544	24.68	.0002849544	.72-	23.96
4001	COUNTY GENERAL FUND	18,628.00	.2752323032	18,628.00	.2752323032	695.80-	17,932.20
4002	E.R.A.F.	2,961.93		2,961.93			2,961.93
4004	E.R.A.F. 93-94 SHIFT	5,703.97		5,703.97			5,703.97
4005	VTA. CO. OFFICE EDUCATION	2,090.54	.0241397837	2,090.54	.0241397837	61.03-	2,029.51
6001	* FIRE PROTECTION DIST			12,363.22	.1681841494	425.18-	11,938.04
	Negotiated Revenue:	12,363.22					
6100	* COUNTY FLOOD ZN ADM	228.87	.0028921383	228.87	.0028921383	7.31-	221.56
6120	* COUNTY FLOOD ZN #2	2,289.39	.0294971051	2,289.39	.0294971051	74.57-	2,214.82
7586	BLANCHARD/SANTA PAULA LIB	1,668.54	.0212952920	1,668.54	.0212952920	53.84-	1,614.70
7770	UNITED WTR CONS DIST	661.80	.0100632579	661.80	.0100632579	25.44-	636.36
8050	CITY SANTA PAULA	15,649.64	.2128913284	3,286.42	.0447071790	113.02-	3,173.40
	Negotiated Revenue:	12,363.22-					
TRA 04011	Totals:	86,600.21	1.0000000000	86,600.21	1.0000000000	2,528.04-	84,072.17

*** Gross Assessed Valuation Information(Assessed valuations Minus Local Exemptions) ***

	Prior Year A/V	Transfers	Current Year AVI	A/V
Secured	6,287,497		6,395,643	
Unsecured	2,390,650		2,029,700	
State Assessed				
	8,678,147		252,804-	8,425,343

Fund NO.	Description	Prior Year Allocation	Prior Year Factor	Adjusted Prior Year Allocation	Adjusted Prior Year Factor	Annual Tax Increment	Current Year Allocation
1045	EL SCH GEN ST PAULA	440.15	.2151657662	440.15	.2151657662	8.66	448.81
2010	HI SCH GEN ST PAULA	313.81	.1534028657	313.81	.1534028657	6.17	319.98
2015	VTA COM COLLEGE GEN	112.80	.0551373810	112.80	.0551373810	2.22	115.02
2019	VTA COLLEGE CHILD CTR	.58	.0002845800	.58	.0002845800	.01	.59
4001	COUNTY GENERAL FUND	361.89	.1769243986	361.89	.1769191647	7.12	369.01
4002	E.R.A.F.	106.13	.0518735769	106.13	.0518735769	2.09	108.22
4004	E.R.A.F. 93-94 SHIFT	227.89	.1113987360	227.89	.1113987360	4.48	232.37
4005	VTA. CO. OFFICE EDUCATION	49.88	.0243819050	49.88	.0243819050	.98	50.86
6001	* FIRE PROTECTION DIST			259.21	.1267121614	5.10	264.31
	Negotiated Revenue:	259.21					
6100	* COUNTY FLOOD ZN ADM	5.04	.0024717429	5.04	.0024717429	.10	5.14
6120	* COUNTY FLOOD ZN #2	50.14	.0245014518	50.14	.0245014518	.99	51.13
7586	BLANCHARD/SANTA PAULA LIB	36.77	.0179741307	36.77	.0179741307	.72	37.49
7770	UNITED WTR CONS DIST	12.47	.0060954763	12.47	.0060954763	.25	12.72
8050	CITY SANTA PAULA	328.11	.1603879889	68.90	.0336810614	1.36	70.26
	Negotiated Revenue:	259.21-					
TRA 04012 Totals:		2,045.66	1.0000000000	2,045.66	1.0000000000	40.25	2,085.91

*** Gross Assessed Valuation Information(Assessed valuations Minus Local Exemptions) ***

	Prior Year A/V	Transfers	Current Year AVI	A/V
Secured	201,264			205,289
Unsecured				
State Assessed				
	201,264		4,025	205,289

Fund NO.	Description	Prior Year Allocation	Prior Year Factor	Adjusted Prior Year Allocation	Adjusted Prior Year Factor	Annual Tax Increment	Current Year Allocation
1045	EL SCH GEN ST PAULA	43,813.57	.2151585423	43,813.57	.2151585423	2,125.82	45,939.39
2010	HI SCH GEN ST PAULA	31,238.23	.1534038436	31,238.23	.1534038436	1,515.67	32,753.90
2015	VTA COM COLLEGE GEN	11,229.55	.0551457071	11,229.55	.0551457071	544.85	11,774.40
2019	VTA COLLEGE CHILD CTR	57.82	.0002840112	57.82	.0002840112	2.81	60.63
4001	COUNTY GENERAL FUND	36,011.55	.1768448258	36,011.55	.1768448360	1,747.26	37,758.81
4002	E.R.A.F.	10,528.49	.0517030424	10,528.49	.0517030424	510.84	11,039.33
4004	E.R.A.F. 93-94 SHIFT	22,596.29	.1109652740	22,596.29	.1109652740	1,096.36	23,692.65
4005	VTA. CO. OFFICE EDUCATION	4,959.52	.0243550583	4,959.52	.0243550583	240.63	5,200.15
6001	* FIRE PROTECTION DIST			25,913.24	.1272540824	1,257.30	27,170.54
	Negotiated Revenue:	25,913.24					
6100	* COUNTY FLOOD ZN ADM	505.90	.0024843258	505.90	.0024843258	24.55	530.45
6120	* COUNTY FLOOD ZN #2	4,987.91	.0244944905	4,987.91	.0244944905	242.01	5,229.92
7586	BLANCHARD/SANTA PAULA LIB	3,661.29	.0179797326	3,661.29	.0179797326	177.64	3,838.93
7770	UNITED WTR CONS DIST	1,242.17	.0061000174	1,242.17	.0061000174	60.27	1,302.44
8050	CITY SANTA PAULA	32,801.57	.1610811290	6,888.33	.0338270364	334.22	7,222.55
	Negotiated Revenue:	25,913.24-					
=====							
TRA 04013	Totals:	203,633.86	1.0000000000	203,633.86	1.0000000000	9,880.23	213,514.09

*** Gross Assessed Valuation Information(Assessed valuations Minus Local Exemptions) ***

	Prior Year	Transfers	Current Year	
	A/V		AVI	A/V
Secured	20,355,281			21,344,004
Unsecured	15,700			15,000
State Assessed				
	20,370,981		988,023	21,359,004

Fund NO.	Description	Prior Year Allocation	Prior Year Factor	Adjusted Prior Year Allocation	Adjusted Prior Year Factor	Annual Tax Increment	Current Year Allocation
1025	EL SCH GEN MUPU	2,650.79	.1805177157	2,650.79	.1805177157	55.86	2,706.65
2010	HI SCH GEN ST PAULA	2,347.84	.1598871471	2,347.84	.1598871471	49.48	2,397.32
2015	VTA COM COLLEGE GEN	844.33	.0574986119	844.33	.0574986119	17.79	862.12
2019	VTA COLLEGE CHILD CTR	4.38	.0002982432	4.38	.0002982432	.09	4.47
4001	COUNTY GENERAL FUND	2,988.11	.2034901173	2,988.11	.2034896585	62.96	3,051.07
4002	E.R.A.F.	697.65	.0475098607	697.65	.0475098607	14.70	712.35
4004	E.R.A.F. 93-94 SHIFT	1,597.72	.1088041213	1,597.72	.1088041213	33.67	1,631.39
4005	VTA. CO. OFFICE EDUCATION	383.68	.0261284095	383.68	.0261284095	8.09	391.77
6001	* FIRE PROTECTION DIST			1,876.23	.1277708089	39.54	1,915.77
	Negotiated Revenue:	1,876.23					
6100	* COUNTY FLOOD ZN ADM	38.05	.0025911680	38.05	.0025911680	.80	38.85
6120	* COUNTY FLOOD ZN #2	384.42	.0261792356	384.42	.0261792356	8.10	392.52
7586	BLANCHARD/SANTA PAULA LIB	275.99	.0187950781	275.99	.0187950781	5.82	281.81
7770	UNITED WTR CONS DIST	96.40	.0065651872	96.40	.0065651872	2.03	98.43
8050	CITY SANTA PAULA	2,374.98	.1617351044	498.75	.0339647543	10.51	509.26
	Negotiated Revenue:	1,876.23-					
=====							
TRA 04014	Totals:	14,684.34	1.0000000000	14,684.34	1.0000000000	309.44	14,993.78

*** Gross Assessed Valuation Information(Assessed valuations Minus Local Exemptions) ***

	Prior Year A/V	Transfers	Current Year AVI	A/V
Secured	1,485,581			1,516,525
Unsecured				
State Assessed				
	1,485,581		30,944	1,516,525

Fund NO.	Description	Prior Year Allocation	Prior Year Factor	Adjusted Prior Year Allocation	Adjusted Prior Year Factor	Annual Tax Increment	Current Year Allocation
1025	EL SCH GEN MUPU	2,976.41	.1806555424	2,976.41	.1806555424	57.58	3,033.99
2010	HI SCH GEN ST PAULA	2,636.23	.1600074393	2,636.23	.1600074393	51.00	2,687.23
2015	VTA COM COLLEGE GEN	947.66	.0575191407	947.66	.0575191407	18.33	965.99
2019	VTA COLLEGE CHILD CTR	4.85	.0002944732	4.85	.0002944732	.09	4.94
4001	COUNTY GENERAL FUND	3,036.93	.1843279641	3,036.93	.1843295837	58.74	3,095.67
4002	E.R.A.F.	891.65	.0541168619	891.65	.0541168619	17.25	908.90
4004	E.R.A.F. 93-94 SHIFT	1,913.30	.1161290738	1,913.30	.1161290738	37.01	1,950.31
4005	VTA. CO. OFFICE EDUCATION	430.21	.0261131101	430.21	.0261131101	8.32	438.53
6001	* FIRE PROTECTION DIST			2,181.22	.1323907689	42.20	2,223.42
	Negotiated Revenue:	2,181.22					
6100	* COUNTY FLOOD ZN ADM	42.69	.0025904271	42.69	.0025904271	.83	43.52
6120	* COUNTY FLOOD ZN #2	420.85	.0255449904	420.85	.0255449904	8.14	428.99
7586	BLANCHARD/SANTA PAULA LIB	308.91	.0187498359	308.91	.0187498359	5.98	314.89
7770	UNITED WTR CONS DIST	104.89	.0063661468	104.89	.0063661468	2.03	106.92
8050	CITY SANTA PAULA	2,761.04	.1675849943	579.82	.0351926058	11.22	591.04
	Negotiated Revenue:	2,181.22-					
TRA 04015	Totals:	16,475.62	1.0000000000	16,475.62	1.0000000000	318.72	16,794.34

*** Gross Assessed Valuation Information(Assessed valuations Minus Local Exemptions) ***

	Prior Year A/V	Transfers	Current Year AVI	A/V
Secured	1,593,705			1,625,577
Unsecured				
State Assessed				
	1,593,705		31,872	1,625,577

Fund NO.	Description	Prior Year Allocation	Prior Year Factor	Adjusted Prior Year Allocation	Adjusted Prior Year Factor	Annual Tax Increment	Current Year Allocation
1005	EL SCH GEN BRIGGS	19,117.17	.1881762990	19,117.17	.1881762990	386.27	19,503.44
2010	HI SCH GEN ST PAULA	16,108.43	.1585603797	16,108.43	.1585603797	325.48	16,433.91
2015	VTA COM COLLEGE GEN	5,790.49	.0569976193	5,790.49	.0569976193	117.00	5,907.49
2019	VTA COLLEGE CHILD CTR	29.71	.0002924853	29.71	.0002924853	.60	30.31
4001	COUNTY GENERAL FUND	27,718.97	.2840667574	27,718.97	.2840667574	583.10	28,302.07
4002	E.R.A.F.	614.71		614.71			614.71
4004	E.R.A.F. 93-94 SHIFT	1,279.08		1,279.08			1,279.08
4005	VTA. CO. OFFICE EDUCATION	2,628.55	.0258733368	2,628.55	.0258733368	53.11	2,681.66
6001	* FIRE PROTECTION DIST			17,189.22	.1739152187	357.00	17,546.22
	Negotiated Revenue:	17,189.22					
6100	* COUNTY FLOOD ZN ADM	298.82	.0029881932	298.82	.0029881932	6.13	304.95
6120	* COUNTY FLOOD ZN #2	3,039.28	.0304889086	3,039.28	.0304889086	62.58	3,101.86
7586	BLANCHARD/SANTA PAULA LIB	2,197.17	.0220065755	2,197.17	.0220065755	45.17	2,242.34
7770	UNITED WTR CONS DIST	1,010.89	.0104035987	1,010.89	.0104035987	21.36	1,032.25
8050	CITY SANTA PAULA	21,758.51	.2201458465	4,569.29	.0462306278	94.90	4,664.19
	Negotiated Revenue:	17,189.22-					
=====							
TRA 04016	Totals:	101,591.78	1.0000000000	101,591.78	1.0000000000	2,052.70	103,644.48

*** Gross Assessed Valuation Information(Assessed valuations Minus Local Exemptions) ***

	Prior Year	Transfers	Current Year	
	A/V		AVI	A/V
Secured	9,884,834			10,129,804
Unsecured	264,500			224,800
State Assessed				
	10,149,334		205,270	10,354,604

Fund NO.	Description	Prior Year Allocation	Prior Year Factor	Adjusted Prior Year Allocation	Adjusted Prior Year Factor	Annual Tax Increment	Current Year Allocation
1005	EL SCH GEN BRIGGS	16,289.14	.1881778331	16,289.14	.1881778331	488.19	16,777.33
2010	HI SCH GEN ST PAULA	13,725.37	.1585605472	13,725.37	.1585605472	411.35	14,136.72
2015	VTA COM COLLEGE GEN	4,934.09	.0570001824	4,934.09	.0570001824	147.87	5,081.96
2019	VTA COLLEGE CHILD CTR	25.45	.0002942765	25.45	.0002942765	.76	26.21
4001	COUNTY GENERAL FUND	22,378.86	.2840455537	22,378.86	.2840455537	736.89	23,115.75
4002	E.R.A.F.	1,177.18		1,177.18			1,177.18
4004	E.R.A.F. 93-94 SHIFT	2,503.88		2,503.88			2,503.88
4005	VTA. CO. OFFICE EDUCATION	2,240.80	.0258866159	2,240.80	.0258866159	67.16	2,307.96
6001	* FIRE PROTECTION DIST			14,116.86	.1739132309	451.18	14,568.04
	Negotiated Revenue:	14,116.86					
6100	* COUNTY FLOOD ZN ADM	249.64	.0029900683	249.64	.0029900683	7.76	257.40
6120	* COUNTY FLOOD ZN #2	2,526.52	.0304883668	2,526.52	.0304883668	79.10	2,605.62
7586	BLANCHARD/SANTA PAULA LIB	1,830.60	.0220091896	1,830.60	.0220091896	57.10	1,887.70
7770	UNITED WTR CONS DIST	811.51	.0104040363	811.51	.0104040363	26.99	838.50
8050	CITY SANTA PAULA	17,869.44	.2201433302	3,752.58	.0462300993	119.93	3,872.51
	Negotiated Revenue:	14,116.86-					
TRA 04017	Totals:	86,562.48	1.0000000000	86,562.48	1.0000000000	2,594.28	89,156.76

*** Gross Assessed Valuation Information(Assessed valuations Minus Local Exemptions) ***

	Prior Year A/V	Transfers	Current Year AVI	A/V
Secured	8,613,758			8,873,186
Unsecured				
State Assessed				
	8,613,758		259,428	8,873,186

Fund NO.	Description	Prior Year Allocation	Prior Year Factor	Adjusted Prior Year Allocation	Adjusted Prior Year Factor	Annual Tax Increment	Current Year Allocation
1045	EL SCH GEN ST PAULA	3,075.15	.2151575136	3,075.15	.2151575136	96.36	3,171.51
2010	HI SCH GEN ST PAULA	2,192.73	.1534161270	2,192.73	.1534161270	68.71	2,261.44
2015	VTA COM COLLEGE GEN	788.16	.0551427661	788.16	.0551427661	24.70	812.86
2019	VTA COLLEGE CHILD CTR	4.02	.0002830555	4.02	.0002830555	.13	4.15
4001	COUNTY GENERAL FUND	2,526.71	.1767838907	2,526.71	.1767838907	79.16	2,605.87
4002	E.R.A.F.	741.43	.0518719010	741.43	.0518719010	23.23	764.66
4004	E.R.A.F. 93-94 SHIFT	1,591.54	.1113561931	1,591.54	.1113561931	49.87	1,641.41
4005	VTA. CO. OFFICE EDUCATION	347.40	.0243062715	347.40	.0243062715	10.89	358.29
6001	* FIRE PROTECTION DIST			1,813.86	.1269088523	56.84	1,870.70
	Negotiated Revenue:	1,813.86					
6100	* COUNTY FLOOD ZN ADM	35.46	.0024796177	35.46	.0024796177	1.11	36.57
6120	* COUNTY FLOOD ZN #2	349.98	.0244880592	349.98	.0244880592	10.97	360.95
7586	BLANCHARD/SANTA PAULA LIB	256.76	.0179637790	256.76	.0179637790	8.05	264.81
7770	UNITED WTR CONS DIST	87.26	.0061041396	87.26	.0061041396	2.73	89.99
8050	CITY SANTA PAULA	2,296.02	.1606466860	482.16	.0337348926	15.11	497.27
	Negotiated Revenue:	1,813.86-					
=====							
TRA 04018	Totals:	14,292.62	1.0000000000	14,292.62	1.0000000000	447.86	14,740.48

*** Gross Assessed Valuation Information(Assessed valuations Minus Local Exemptions) ***

	Prior Year A/V	Transfers	Current Year AVI	A/V
Secured	1,427,442			1,472,228
Unsecured				
State Assessed				
	-----		-----	
	1,427,442		44,786	1,472,228

Fund NO.	Description	Prior Year Allocation	Prior Year Factor	Adjusted Prior Year Allocation	Adjusted Prior Year Factor	Annual Tax Increment	Current Year Allocation
1005	EL SCH GEN BRIGGS	51.43	.1881223972	51.43	.1881223972	.99	52.42
2010	HI SCH GEN ST PAULA	43.35	.1585610810	43.35	.1585610810	.83	44.18
2015	VTA COM COLLEGE GEN	15.59	.0569724268	15.59	.0569724268	.30	15.89
2019	VTA COLLEGE CHILD CTR	.04	.0002434719	.04	.0002434719		.04
4001	COUNTY GENERAL FUND	59.00	.2819265892	59.00	.2819265892	1.48	60.48
4002	E.R.A.F.	9.71		9.71			9.71
4004	E.R.A.F. 93-94 SHIFT	20.75		20.75			20.75
4005	VTA. CO. OFFICE EDUCATION	6.86	.0250714757	6.86	.0250714757	.13	6.99
6001	* FIRE PROTECTION DIST			40.40	.1764582108	.92	41.32
	Negotiated Revenue:	40.40					
6100	* COUNTY FLOOD ZN ADM	.72	.0029766173	.72	.0029766173	.02	.74
6120	* COUNTY FLOOD ZN #2	7.39	.0304953972	7.39	.0304953972	.16	7.55
7586	BLANCHARD/SANTA PAULA LIB	5.37	.0219233875	5.37	.0219233875	.11	5.48
7770	UNITED WTR CONS DIST	2.09	.0103423324	2.09	.0103423324	.05	2.14
8050	CITY SANTA PAULA	51.14	.2233648238	10.74	.0469066130	.25	10.99
	Negotiated Revenue:	40.40-					
=====							
TRA 04019	Totals:	273.44	1.0000000000	273.44	1.0000000000	5.24	278.68

*** Gross Assessed Valuation Information(Assessed valuations Minus Local Exemptions) ***

	Prior Year	Transfers	Current Year
	A/V		AVI
Secured	26,209		26,733
Unsecured			
State Assessed			
	-----		-----
	26,209		524
			26,733

Fund NO.	Description	Prior Year Allocation	Prior Year Factor	Adjusted Prior Year Allocation	Adjusted Prior Year Factor	Annual Tax Increment	Current Year Allocation
1045	EL SCH GEN ST PAULA	6,316.92	.2151795871	6,316.92	.2151795871	124.68	6,441.60
2010	HI SCH GEN ST PAULA	4,503.83	.1534190642	4,503.83	.1534190642	88.89	4,592.72
2015	VTA COM COLLEGE GEN	1,618.95	.0551489848	1,618.95	.0551489848	31.95	1,650.90
2019	VTA COLLEGE CHILD CTR	8.26	.0002808488	8.26	.0002808488	.16	8.42
4001	COUNTY GENERAL FUND	5,187.70	.1767133585	5,187.70	.1767264776	102.38	5,290.08
4002	E.R.A.F.	1,523.41	.0518782057	1,523.41	.0518782057	30.06	1,553.47
4004	E.R.A.F. 93-94 SHIFT	3,268.17	.1113301521	3,268.17	.1113301521	64.51	3,332.68
4005	VTA. CO. OFFICE EDUCATION	714.73	.0243459438	714.73	.0243459438	14.11	728.84
6001	* FIRE PROTECTION DIST			3,725.31	.1268991561	73.53	3,798.84
	Negotiated Revenue:	3,725.31					
6100	* COUNTY FLOOD ZN ADM	72.89	.0024831577	72.89	.0024831577	1.44	74.33
6120	* COUNTY FLOOD ZN #2	719.05	.0244930097	719.05	.0244930097	14.19	733.24
7586	BLANCHARD/SANTA PAULA LIB	527.82	.0179795186	527.82	.0179795186	10.42	538.24
7770	UNITED WTR CONS DIST	179.15	.0061032844	179.15	.0061032844	3.54	182.69
8050	CITY SANTA PAULA	4,715.58	.1606448846	990.27	.0337326094	19.55	1,009.82
	Negotiated Revenue:	3,725.31-					
=====							
TRA 04020	Totals:	29,356.46	1.0000000000	29,356.46	1.0000000000	579.41	29,935.87

*** Gross Assessed Valuation Information(Assessed valuations Minus Local Exemptions) ***

	Prior Year	Transfers	Current Year	AVI	A/V
Secured	2,897,241				2,955,182
Unsecured	19,900				19,900
State Assessed					
	-----		-----		-----
	2,917,141		57,941		2,975,082

Fund NO.	Description	Prior Year Allocation	Prior Year Factor	Adjusted Prior Year Allocation	Adjusted Prior Year Factor	Annual Tax Increment	Current Year Allocation
1045	EL SCH GEN ST PAULA	780.05	.2151804950	780.05	.2151804950	14.71	794.76
2010	HI SCH GEN ST PAULA	556.14	.1534188563	556.14	.1534188563	10.49	566.63
2015	VTA COM COLLEGE GEN	199.92	.0551499401	199.92	.0551499401	3.77	203.69
2019	VTA COLLEGE CHILD CTR	1.02	.0002841599	1.02	.0002841599	.02	1.04
4001	COUNTY GENERAL FUND	640.55	.1767035312	640.55	.1767086404	12.08	652.63
4002	E.R.A.F.	188.14	.0518909202	188.14	.0518909202	3.55	191.69
4004	E.R.A.F. 93-94 SHIFT	403.54	.1113255072	403.54	.1113255072	7.61	411.15
4005	VTA. CO. OFFICE EDUCATION	88.30	.0243540108	88.30	.0243540108	1.67	89.97
6001	* FIRE PROTECTION DIST			460.03	.1269034273	8.68	468.71
	Negotiated Revenue:	460.03					
6100	* COUNTY FLOOD ZN ADM	9.00	.0024849760	9.00	.0024849760	.17	9.17
6120	* COUNTY FLOOD ZN #2	88.79	.0244905377	88.79	.0244905377	1.67	90.46
7586	BLANCHARD/SANTA PAULA LIB	65.15	.0179738148	65.15	.0179738148	1.23	66.38
7770	UNITED WTR CONS DIST	22.12	.0060999141	22.12	.0060999141	.42	22.54
8050	CITY SANTA PAULA	582.32	.1606433367	122.29	.0337348002	2.31	124.60
	Negotiated Revenue:	460.03-					
=====							
TRA 04021	Totals:	3,625.04	1.0000000000	3,625.04	1.0000000000	68.38	3,693.42

*** Gross Assessed Valuation Information(Assessed valuations Minus Local Exemptions) ***

	Prior Year A/V	Transfers	Current Year AVI	A/V
Secured	341,944			348,782
Unsecured				
State Assessed				
	-----		-----	
	341,944		6,838	348,782

Fund NO.	Description	Prior Year Allocation	Prior Year Factor	Adjusted Prior Year Allocation	Adjusted Prior Year Factor	Annual Tax Increment	Current Year Allocation
1005	EL SCH GEN BRIGGS	23,427.53	.1881733740	23,427.53	.1881733740	420.01	23,847.54
2010	HI SCH GEN ST PAULA	19,740.77	.1585609624	19,740.77	.1585609624	353.92	20,094.69
2015	VTA COM COLLEGE GEN	7,096.08	.0569966715	7,096.08	.0569966715	127.22	7,223.30
2019	VTA COLLEGE CHILD CTR	36.55	.0002934191	36.55	.0002934191	.65	37.20
4001	COUNTY GENERAL FUND	27,550.56	.2840727727	27,550.56	.2840727727	634.07	28,184.63
4002	E.R.A.F.	4,173.59		4,173.59			4,173.59
4004	E.R.A.F. 93-94 SHIFT	8,856.36		8,856.36			8,856.36
4005	VTA. CO. OFFICE EDUCATION	3,221.02	.0258715986	3,221.02	.0258715986	57.75	3,278.77
6001	* FIRE PROTECTION DIST			18,331.23	.1739144339	388.19	18,719.42
	Negotiated Revenue:	18,331.23					
6100	* COUNTY FLOOD ZN ADM	339.72	.0029892525	339.72	.0029892525	6.67	346.39
6120	* COUNTY FLOOD ZN #2	3,397.42	.0304880561	3,397.42	.0304880561	68.05	3,465.47
7586	BLANCHARD/SANTA PAULA LIB	2,475.98	.0220064288	2,475.98	.0220064288	49.12	2,525.10
7770	UNITED WTR CONS DIST	979.96	.0104026112	979.96	.0104026112	23.22	1,003.18
8050	CITY SANTA PAULA	23,204.09	.2201448531	4,872.86	.0462304192	103.19	4,976.05
	Negotiated Revenue:	18,331.23-					
TRA 04022	Totals:	124,499.63	1.0000000000	124,499.63	1.0000000000	2,232.06	126,731.69

*** Gross Assessed Valuation Information(Assessed valuations Minus Local Exemptions) ***

	Prior Year A/V	Transfers	Current Year AVI	A/V
Secured	12,245,508			12,490,414
Unsecured	191,200			169,500
State Assessed				
	12,436,708		223,206	12,659,914

Fund NO.	Description	Prior Year Allocation	Prior Year Factor	Adjusted Prior Year Allocation	Adjusted Prior Year Factor	Annual Tax Increment	Current Year Allocation
1005	EL SCH GEN BRIGGS	64,884.75	.1881787509	64,884.75	.1881787509	1,539.42	66,424.17
2010	HI SCH GEN ST PAULA	54,672.42	.1585610220	54,672.42	.1585610220	1,297.13	55,969.55
2015	VTA COM COLLEGE GEN	19,653.93	.0570004426	19,653.93	.0570004426	466.30	20,120.23
2019	VTA COLLEGE CHILD CTR	101.64	.0002947111	101.64	.0002947111	2.41	104.05
4001	COUNTY GENERAL FUND	62,964.25	.1826088559	62,964.25	.1826088713	1,493.86	64,458.11
4002	E.R.A.F.	18,487.67	.0536179674	18,487.67	.0536179674	438.63	18,926.30
4004	E.R.A.F. 93-94 SHIFT	39,668.89	.1150477540	39,668.89	.1150477540	941.16	40,610.05
4005	VTA. CO. OFFICE EDUCATION	8,927.37	.0258911483	8,927.37	.0258911483	211.81	9,139.18
6001	* FIRE PROTECTION DIST			45,224.16	.1311591532	1,072.97	46,297.13
	Negotiated Revenue:	45,224.16					
6100	* COUNTY FLOOD ZN ADM	885.73	.0025689018	885.73	.0025689018	21.02	906.75
6120	* COUNTY FLOOD ZN #2	8,728.66	.0253149099	8,728.66	.0253149099	207.09	8,935.75
7586	BLANCHARD/SANTA PAULA LIB	6,407.19	.0185821241	6,407.19	.0185821241	152.01	6,559.20
7770	UNITED WTR CONS DIST	2,175.42	.0063091583	2,175.42	.0063091583	51.61	2,227.03
8050	CITY SANTA PAULA	57,245.77	.1660242537	12,021.61	.0348650851	285.22	12,306.83
	Negotiated Revenue:	45,224.16-					
TRA 04023	Totals:	344,803.69	1.0000000000	344,803.69	1.0000000000	8,180.64	352,984.33

*** Gross Assessed Valuation Information(Assessed valuations Minus Local Exemptions) ***

	Prior Year A/V	Transfers	Current Year AVI	A/V
Secured	34,445,128			35,240,892
Unsecured				22,300
State Assessed				
	34,445,128		818,064	35,263,192

Fund NO.	Description	Prior Year Allocation	Prior Year Factor	Adjusted Prior Year Allocation	Adjusted Prior Year Factor	Annual Tax Increment	Current Year Allocation
1045	EL SCH GEN ST PAULA	1,151,246.66	.1899360089	1,151,246.66	.2060641488	47,960.79	1,199,207.45
2010	HI SCH GEN ST PAULA	820,781.05	.1354148352	820,781.05	.1469133884	34,193.64	854,974.69
2015	VTA COM COLLEGE GEN	295,058.33	.0486795782	295,058.33	.0528131338	12,292.09	307,350.42
2019	VTA COLLEGE CHILD CTR	1,525.51	.0002516817	1,525.51	.0002730527	63.55	1,589.06
4001	COUNTY GENERAL FUND	1,412,647.28	.2330626374	1,412,647.28	.2569421686	59,802.49	1,472,449.77
4002	E.R.A.F.	159,619.02	.0263344077	159,619.02			159,619.02
4004	E.R.A.F. 93-94 SHIFT	355,061.90	.0585791378	355,061.90			355,061.90
4005	VTA. CO. OFFICE EDUCATION	130,376.45	.0215098837	130,376.45	.0233363639	5,431.47	135,807.92
6001	* FIRE PROTECTION DIST			1,126,120.49	.1857906188	43,242.19	1,169,362.68
	Negotiated Revenue:	1,126,120.49					
6100	* COUNTY FLOOD ZN ADM	14,435.93	.0023816819	14,435.93	.0025985827	604.81	15,040.74
6120	* COUNTY FLOOD ZN #2	145,000.29	.0239225691	145,000.29	.0261338224	6,082.57	151,082.86
7586	BLANCHARD/SANTA PAULA LIB	105,526.02	.0174099893	105,526.02	.0190075012	4,423.94	109,949.96
7770	UNITED WTR CONS DIST	44,486.97	.0073395906	44,486.97	.0080941463	1,883.89	46,370.86
8050	CITY SANTA PAULA	1,425,468.98	.2351779985	299,348.49	.0720330724	16,765.47	316,113.96
	Negotiated Revenue:	1,126,120.49-					
TRA 04024	Totals:	6,061,234.39	1.0000000000	6,061,234.39	1.0000000000	232,746.90	6,293,981.29

*** Gross Assessed Valuation Information(Assessed valuations Minus Local Exemptions) ***

	Prior Year A/V	Transfers	Current Year AVI	A/V
Secured	548,364,341		569,461,666	
Unsecured	52,175,393		54,352,758	
State Assessed				
	600,539,734		23,274,690	623,814,424

Fund NO.	Description	Prior Year Allocation	Prior Year Factor	Adjusted Prior Year Allocation	Adjusted Prior Year Factor	Annual Tax Increment	Current Year Allocation
1005	EL SCH GEN BRIGGS	76,087.23	.1713400931	76,087.23	.1983714462	4,388.43	80,475.66
2010	HI SCH GEN ST PAULA	64,109.28	.1443670472	64,109.28	.1671426790	3,697.58	67,806.86
2015	VTA COM COLLEGE GEN	23,046.26	.0518976600	23,046.26	.0600851299	1,329.22	24,375.48
2019	VTA COLLEGE CHILD CTR	119.10	.0002681856	119.10	.0003104900	6.87	125.97
4001	COUNTY GENERAL FUND	84,860.17	.1910957972	84,860.17	.2383995869	5,273.95	90,134.12
4002	E.R.A.F.	22,338.69	.0503042807	22,338.69			22,338.69
4004	E.R.A.F. 93-94 SHIFT	50,213.11	.1130744035	50,213.11			50,213.11
4005	VTA. CO. OFFICE EDUCATION	10,468.83	.0235746746	10,468.83	.0272939229	603.80	11,072.63
6001	* FIRE PROTECTION DIST			72,022.67	.1976208757	4,371.83	76,394.50
	Negotiated Revenue:	72,022.67					
6100	* COUNTY FLOOD ZN ADM	1,046.21	.0023559412	1,046.21	.0027855819	61.62	1,107.83
6120	* COUNTY FLOOD ZN #2	10,327.07	.0232554376	10,327.07	.0276355491	611.36	10,938.43
7586	BLANCHARD/SANTA PAULA LIB	7,573.92	.0170556231	7,573.92	.0202175091	447.26	8,021.18
7770	UNITED WTR CONS DIST	2,713.57	.0061106625	2,713.57	.0076050978	168.24	2,881.81
8050	CITY SANTA PAULA	91,167.94	.2053001937	19,145.27	.0525321315	1,162.13	20,307.40
	Negotiated Revenue:	72,022.67-					
TRA 04025	Totals:	444,071.38	1.0000000000	444,071.38	1.0000000000	22,122.29	466,193.67

*** Gross Assessed Valuation Information(Assessed valuations Minus Local Exemptions) ***

	Prior Year A/V	Transfers	Current Year AVI	A/V
Secured	46,266,105			47,617,874
Unsecured	1,091,900			1,952,360
State Assessed				
	47,358,005		2,212,229	49,570,234

Fund NO.	Description	Prior Year Allocation	Prior Year Factor	Adjusted Prior Year Allocation	Adjusted Prior Year Factor	Annual Tax Increment	Current Year Allocation
1005	EL SCH GEN BRIGGS		.1881762990		.1881762990		
2015	VTA COM COLLEGE GEN		.0569976193		.0569976193		
2019	VTA COLLEGE CHILD CTR		.0002924853		.0002924853		
4001	COUNTY GENERAL FUND		.4639131206		.4639131206		
4005	VTA. CO. OFFICE EDUCATION		.0045872069		.0045872069		
6001	* FIRE PROTECTION DIST				.1739155901		
6100	* COUNTY FLOOD ZN ADM		.0029877933		.0029877933		
6120	* COUNTY FLOOD ZN #2		.0304888207		.0304888207		
7586	BLANCHARD/SANTA PAULA LIB		.0220067456		.0220067456		
7770	UNITED WTR CONS DIST		.0104035927		.0104035927		
8050	CITY SANTA PAULA		.2201463166		.0462307265		
TRA 04026 Totals:			1.0000000000		1.0000000000		

No Taxable Parcels Within TRA=04026

Fund NO.	Description	Prior Year Allocation	Prior Year Factor	Adjusted Prior Year Allocation	Adjusted Prior Year Factor	Annual Tax Increment	Current Year Allocation
1025	EL SCH GEN MUPU	1,555.04	.1804678768	1,555.04	.1804678768	29.62	1,584.66
2010	HI SCH GEN ST PAULA	1,377.34	.1598447757	1,377.34	.1598447757	26.24	1,403.58
2015	VTA COM COLLEGE GEN	495.37	.0574849262	495.37	.0574849262	9.44	504.81
2019	VTA COLLEGE CHILD CTR	2.58	.0002991137	2.58	.0002991137	.05	2.63
4001	COUNTY GENERAL FUND	1,584.71	.1839159853	1,584.71	.1839163913	30.18	1,614.89
4002	E.R.A.F.	468.50	.0543723226	468.50	.0543723226	8.92	477.42
4004	E.R.A.F. 93-94 SHIFT	998.70	.1159017911	998.70	.1159017911	19.02	1,017.72
4005	VTA. CO. OFFICE EDUCATION	225.19	.0261332499	225.19	.0261332499	4.29	229.48
6001	* FIRE PROTECTION DIST			1,139.50	.1322419744	21.70	1,161.20
	Negotiated Revenue:	1,139.50					
6100	* COUNTY FLOOD ZN ADM	22.36	.0025909385	22.36	.0025909385	.43	22.79
6120	* COUNTY FLOOD ZN #2	226.38	.0262730258	226.38	.0262730258	4.31	230.69
7586	BLANCHARD/SANTA PAULA LIB	162.05	.0188032440	162.05	.0188032440	3.09	165.14
7770	UNITED WTR CONS DIST	56.15	.0065168672	56.15	.0065168672	1.07	57.22
8050	CITY SANTA PAULA	1,442.41	.1673958832	302.91	.0351535028	5.77	308.68
	Negotiated Revenue:	1,139.50-					
=====							
TRA 04027	Totals:	8,616.78	1.0000000000	8,616.78	1.0000000000	164.13	8,780.91





*** Gross Assessed Valuation Information(Assessed valuations Minus Local Exemptions) ***

	Prior Year	Transfers	Current Year	
	A/V		AVI	A/V
Secured	820,720			837,133
Unsecured	11,700			11,700
State Assessed				
	-----		-----	
	832,420		16,413	848,833

Fund NO.	Description	Prior Year Allocation	Prior Year Factor	Adjusted Prior Year Allocation	Adjusted Prior Year Factor	Annual Tax Increment	Current Year Allocation
1045	EL SCH GEN ST PAULA	159,359.81	.2150423958	159,359.81	.2150423958	12,839.94	172,199.75
2010	HI SCH GEN ST PAULA	113,712.35	.1534450503	113,712.35	.1534450503	9,162.03	122,874.38
2015	VTA COM COLLEGE GEN	40,877.92	.0551612292	40,877.92	.0551612292	3,293.61	44,171.53
2019	VTA COLLEGE CHILD CTR	211.36	.0002852000	211.36	.0002852000	17.03	228.39
4001	COUNTY GENERAL FUND	133,692.00	.1804058980	133,692.00	.1804059007	10,771.84	144,463.84
4002	E.R.A.F.	29,768.87	.0401705258	29,768.87	.0401705258	2,398.54	32,167.41
4004	E.R.A.F. 93-94 SHIFT	71,984.95	.0971375096	71,984.95	.0971375096	5,799.97	77,784.92
4005	VTA. CO. OFFICE EDUCATION	18,063.40	.0243750134	18,063.40	.0243750134	1,455.40	19,518.80
6001	* FIRE PROTECTION DIST			107,044.12	.1444468530	8,624.76	115,668.88
	Negotiated Revenue:	107,044.12					
6100	* COUNTY FLOOD ZN ADM	1,842.38	.0024861370	1,842.38	.0024861370	148.44	1,990.82
6120	* COUNTY FLOOD ZN #2	18,157.24	.0245016324	18,157.24	.0245016324	1,462.96	19,620.20
7586	BLANCHARD/SANTA PAULA LIB	13,326.63	.0179831523	13,326.63	.0179831523	1,073.75	14,400.38
7770	UNITED WTR CONS DIST	4,566.53	.0061621440	4,566.53	.0061621440	367.93	4,934.46
8050	CITY SANTA PAULA	135,498.88	.1828441122	28,454.76	.0383972565	2,292.66	30,747.42
	Negotiated Revenue:	107,044.12-					
TRA 04028	Totals:	741,062.32	1.0000000000	741,062.32	1.0000000000	59,708.86	800,771.18

*** Gross Assessed Valuation Information(Assessed valuations Minus Local Exemptions) ***

	Prior Year A/V	Transfers	Current Year AVI	A/V
Secured	73,059,745			75,034,193
Unsecured	1,363,530			5,359,968
State Assessed				
	74,423,275		5,970,886	80,394,161







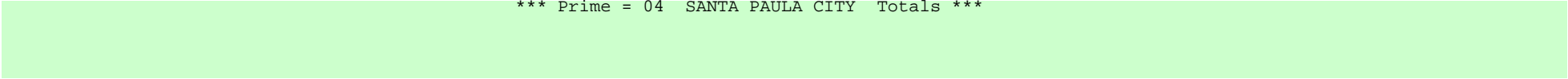









*** Prime = 04 SANTA PAULA CITY Totals ***

Fund NO.	Description	Prior Year Allocation	Prior Year Factor	Adjusted Prior Year Allocation	Adjusted Prior Year Factor	Annual Tax Increment	Current Year Allocation
1005	EL SCH GEN BRIGGS	300,696.57	.0139023588	300,696.57	.0138356121	12,280.65	312,977.22
1025	EL SCH GEN MUPU	59,026.85	.0026585831	59,026.85	.0027159359	4,527.98	63,554.83
1045	EL SCH GEN ST PAULA	3,770,426.53	.1735063971	3,770,426.53	.1734843828	180,466.37	3,950,892.90
2010	HI SCH GEN ST PAULA	2,993,872.93	.1377750070	2,993,872.93	.1377536980	143,029.85	3,136,902.78
2015	VTA COM COLLEGE GEN	1,076,248.23	.0495278492	1,076,248.23	.0495201958	51,416.63	1,127,664.86
2019	VTA COLLEGE CHILD CTR	5,558.88	.0002558064	5,558.88	.0002557745	265.17	5,824.05
4001	COUNTY GENERAL FUND	4,289,321.68	.1973801220	4,289,321.68	.1973597198	208,086.56	4,497,408.24
4002	E.R.A.F.	987,170.67	.0453925337	987,170.67	.0454215705	37,695.26	1,024,865.93
4004	E.R.A.F. 93-94 SHIFT	2,194,896.42	.1009350739	2,194,896.42	.1009912931	84,045.59	2,278,942.01
4005	VTA. CO. OFFICE EDUCATION	476,802.99	.0219419446	476,802.99	.0219385981	22,775.49	499,578.48
6001	* FIRE PROTECTION DIST Negotiated Revenue:	3,585,184.67		3,585,184.67	.1649610580	168,801.26	3,753,985.93
6100	* COUNTY FLOOD ZN ADM	49,790.67	.0022913614	49,790.67	.0022909619	2,390.19	52,180.86
6120	* COUNTY FLOOD ZN #2	493,981.34	.0227333893	493,981.34	.0227290062	23,743.11	517,724.45
7586	BLANCHARD/SANTA PAULA LIB	361,435.52	.0166334234	361,435.52	.0166303249	17,365.89	378,801.41
7770	UNITED WTR CONS DIST	136,083.57	.0062626225	136,083.57	.0062614598	6,606.20	142,689.77
8050	CITY SANTA PAULA Negotiated Revenue:	4,538,208.46 3,585,184.67-	.2088035276	953,023.79	.0438504086	50,141.96	1,003,165.75
=====							
Prime = 04 Totals:		21,733,521.31	1.0000000000	21,733,521.31	1.0000000000	1,013,638.16	22,747,159.47

*** Gross Assessed Valuation Information(Assessed valuations Minus Local Exemptions) ***

	Prior Year A/V	Transfers	Current Year AVI	A/V
Secured	2,077,434,380		2,167,700,292	
Unsecured	81,560,744		92,658,648	
State Assessed				
	-----		-----	
	2,158,995,124		101,363,816	2,260,358,940





Fund NO.	Description	Prior Year Allocation	Prior Year Factor	Adjusted Prior Year Allocation	Adjusted Prior Year Factor	Annual Tax Increment	Current Year Allocation
2014	UNIFIED SCH GEN VTA	7,375,829.55	.3331669179	7,375,829.55	.3331669179	453,972.01	7,829,801.56
2015	VTA COM COLLEGE GEN	1,173,667.29	.0530146624	1,173,667.29	.0530146624	72,237.58	1,245,904.87
2019	VTA COLLEGE CHILD CTR	6,068.03	.0002740936	6,068.03	.0002740936	373.48	6,441.51
4001	COUNTY GENERAL FUND	4,324,538.87	.1953398303	4,324,538.87	.1953398303	266,169.32	4,590,708.19
4002	E.R.A.F.	1,421,403.80	.0642049437	1,421,403.80	.0642049437	87,485.42	1,508,889.22
4004	E.R.A.F. 93-94 SHIFT	2,356,739.85	.1064541620	2,356,739.85	.1064541620	145,054.05	2,501,793.90
4005	VTA. CO. OFFICE EDUCATION	295,170.46	.0133328772	295,170.46	.0133328772	18,167.33	313,337.79
4401	* COUNTY LIBRARY	336,788.17	.0152127528	336,788.17	.0152127528	20,728.84	357,517.01
6100	* COUNTY FLOOD ZN ADM	52,901.79	.0023895791	52,901.79	.0023895791	3,256.03	56,157.82
6110	* COUNTY FLOOD ZN #1	527,916.71	.0238460469	527,916.71	.0238460469	32,492.54	560,409.25
7580	VENTURA PORT	219,021.69	.0098932303	219,021.69	.0098932303	13,480.48	232,502.17
8080	CITY SAN BUENAVENTURA	3,519,402.83	.1589717585	3,519,402.83	.1589717585	216,614.33	3,736,017.16
8604	CASITAS MUN WTR	529,092.22	.0238991453	529,092.22	.0238991453	32,564.89	561,657.11
TRA 05001	Totals:	22,138,541.26	1.0000000000	22,138,541.26	1.0000000000	1,362,596.30	23,501,137.56

*** Gross Assessed Valuation Information(Assessed valuations Minus Local Exemptions) ***

	Prior Year A/V	Transfers	Current Year AVI	A/V
Secured	2,127,141,379		2,257,757,625	
Unsecured	88,241,362		93,884,735	
State Assessed	5,556		5,567	
	2,215,388,297		136,259,630	2,351,647,927

Fund NO.	Description	Prior Year Allocation	Prior Year Factor	Adjusted Prior Year Allocation	Adjusted Prior Year Factor	Annual Tax Increment	Current Year Allocation
2014	UNIFIED SCH GEN VTA	59,439.01	.3330479845	59,439.01	.3330479845	3,936.27	63,375.28
2015	VTA COM COLLEGE GEN	9,458.02	.0529950043	9,458.02	.0529950043	626.34	10,084.36
2019	VTA COLLEGE CHILD CTR	48.84	.0002736644	48.84	.0002736644	3.23	52.07
4001	COUNTY GENERAL FUND	44,564.42	.3037040926	44,564.42	.3037040926	3,589.47	48,153.89
4002	E.R.A.F.	5,674.96		5,674.96			5,674.96
4004	E.R.A.F. 93-94 SHIFT	9,465.84		9,465.84			9,465.84
4005	VTA. CO. OFFICE EDUCATION	2,376.98	.0133186695	2,376.98	.0133186695	157.41	2,534.39
4401	* COUNTY LIBRARY	2,992.64	.0183190734	2,992.64	.0183190734	216.51	3,209.15
6100	* COUNTY FLOOD ZN ADM	461.32	.0027802844	461.32	.0027802844	32.86	494.18
6110	* COUNTY FLOOD ZN #1	4,657.82	.0283046446	4,657.82	.0283046446	334.53	4,992.35
7580	VENTURA PORT	1,765.59	.0098929817	1,765.59	.0098929817	116.92	1,882.51
8080	CITY SAN BUENAVENTURA	31,923.30	.1981706494	31,923.30	.1981706494	2,342.16	34,265.46
8604	CASITAS MUN WTR	5,641.87	.0391929512	5,641.87	.0391929512	463.22	6,105.09
TRA 05002	Totals:	178,470.61	1.0000000000	178,470.61	1.0000000000	11,818.92	190,289.53

*** Gross Assessed Valuation Information(Assessed valuations Minus Local Exemptions) ***

	Prior Year A/V	Transfers	Current Year AVI	A/V
Secured	16,705,616		17,830,748	
Unsecured	1,187,406		1,244,166	
State Assessed				
	17,893,022		1,181,892	19,074,914

Fund NO.	Description	Prior Year Allocation	Prior Year Factor	Adjusted Prior Year Allocation	Adjusted Prior Year Factor	Annual Tax Increment	Current Year Allocation
2014	UNIFIED SCH GEN VTA	3,770,535.40	.3433811286	3,770,535.40	.3433811286	257,049.33	4,027,584.73
2015	VTA COM COLLEGE GEN	600,003.85	.0546421072	600,003.85	.0546421072	40,904.16	640,908.01
2019	VTA COLLEGE CHILD CTR	3,102.03	.0002825001	3,102.03	.0002825001	211.47	3,313.50
4001	COUNTY GENERAL FUND	2,208,734.72	.2011485738	2,208,734.72	.2011485738	150,576.43	2,359,311.15
4002	E.R.A.F.	599,732.30	.0546173768	599,732.30	.0546173768	40,885.65	640,617.95
4004	E.R.A.F. 93-94 SHIFT	1,203,615.73	.1096127961	1,203,615.73	.1096127961	82,054.29	1,285,670.02
4005	VTA. CO. OFFICE EDUCATION	150,902.59	.0137426380	150,902.59	.0137426380	10,287.51	161,190.10
4401	* COUNTY LIBRARY	172,105.93	.0156736172	172,105.93	.0156736172	11,733.01	183,838.94
6100	* COUNTY FLOOD ZN ADM	27,044.47	.0024629289	27,044.47	.0024629289	1,843.71	28,888.18
6120	* COUNTY FLOOD ZN #2	266,440.32	.0242646115	266,440.32	.0242646115	18,164.08	284,604.40
7580	VENTURA PORT	110,901.21	.0100997283	110,901.21	.0100997283	7,560.49	118,461.70
7770	UNITED WTR CONS DIST	67,672.61	.0061629175	67,672.61	.0061629175	4,613.46	72,286.07
8080	CITY SAN BUENAVENTURA	1,799,822.18	.1639090760	1,799,822.18	.1639090760	122,699.57	1,922,521.75
TRA 05003	Totals:	10,980,613.34	1.0000000000	10,980,613.34	1.0000000000	748,583.16	11,729,196.50

*** Gross Assessed Valuation Information(Assessed valuations Minus Local Exemptions) ***

	Prior Year A/V	Transfers	Current Year AVI	A/V
Secured	1,090,536,188		1,164,199,221	
Unsecured	9,482,564		10,677,847	
State Assessed	227,120		227,120	
	1,100,245,872		74,858,316	1,175,104,188

Fund NO.	Description	Prior Year Allocation	Prior Year Factor	Adjusted Prior Year Allocation	Adjusted Prior Year Factor	Annual Tax Increment	Current Year Allocation
2014	UNIFIED SCH GEN VTA	2,435,222.80	.3331110721	2,435,222.80	.3331110721	176,394.67	2,611,617.47
2015	VTA COM COLLEGE GEN	387,499.74	.0530056063	387,499.74	.0530056063	28,068.44	415,568.18
2019	VTA COLLEGE CHILD CTR	2,003.39	.0002740428	2,003.39	.0002740428	145.12	2,148.51
4001	COUNTY GENERAL FUND	1,427,496.78	.1952640580	1,427,496.78	.1952640580	103,399.55	1,530,896.33
4002	E.R.A.F.	472,502.78	.0646259301	472,502.78	.0646259301	34,221.83	506,724.61
4004	E.R.A.F. 93-94 SHIFT	778,141.16	.1064413845	778,141.16	.1064413845	56,364.66	834,505.82
4005	VTA. CO. OFFICE EDUCATION	97,423.22	.0133264019	97,423.22	.0133264019	7,056.82	104,480.04
4401	* COUNTY LIBRARY	111,196.00	.0152103755	111,196.00	.0152103755	8,054.46	119,250.46
6100	* COUNTY FLOOD ZN ADM	17,466.13	.0023891725	17,466.13	.0023891725	1,265.16	18,731.29
6120	* COUNTY FLOOD ZN #2	172,116.18	.0235435573	172,116.18	.0235435573	12,467.19	184,583.37
7580	VENTURA PORT	72,340.17	.0098953185	72,340.17	.0098953185	5,239.94	77,580.11
8080	CITY SAN BUENAVENTURA	1,161,946.86	.1589465856	1,161,946.86	.1589465856	84,168.12	1,246,114.98
8604	CASITAS MUN WTR	175,187.80	.0239664949	175,187.80	.0239664949	12,691.15	187,878.95
TRA 05004	Totals:	7,310,543.01	1.0000000000	7,310,543.01	1.0000000000	529,537.11	7,840,080.12

*** Gross Assessed Valuation Information(Assessed valuations Minus Local Exemptions) ***

	Prior Year A/V	Current Year AVI	
Secured	705,946,769	757,092,201	Transfers
Unsecured	25,062,324	26,870,603	
State Assessed			
	731,009,093	52,953,711	783,962,804

Fund NO.	Description	Prior Year Allocation	Prior Year Factor	Adjusted Prior Year Allocation	Adjusted Prior Year Factor	Annual Tax Increment	Current Year Allocation
2014	UNIFIED SCH GEN VTA	6,825.69	.3201338964	6,825.69	.3201338964	330.41-	6,495.28
2015	VTA COM COLLEGE GEN	1,086.13	.0509406356	1,086.13	.0509406356	52.58-	1,033.55
2019	VTA COLLEGE CHILD CTR	5.62	.0002634453	5.62	.0002634453	.27-	5.35
4001	COUNTY GENERAL FUND	3,549.51	.1664761710	3,549.51	.1664761710	171.82-	3,377.69
4002	E.R.A.F.	1,393.85	.0653740126	1,393.85	.0653740126	67.47-	1,326.38
4004	E.R.A.F. 93-94 SHIFT	1,904.41	.0893197736	1,904.41	.0893197736	92.19-	1,812.22
4005	VTA. CO. OFFICE EDUCATION	273.05	.0128060410	273.05	.0128060410	13.22-	259.83
4401	* COUNTY LIBRARY	311.93	.0146306656	311.93	.0146306656	15.10-	296.83
6100	* COUNTY FLOOD ZN ADM	48.96	.0022959908	48.96	.0022959908	2.37-	46.59
6120	* COUNTY FLOOD ZN #2	482.37	.0226243996	482.37	.0226243996	23.35-	459.02
7081	SATICOY SAN	1,159.76	.0543943682	1,159.76	.0543943682	56.14-	1,103.62
7770	UNITED WTR CONS DIST	147.32	.0069098279	147.32	.0069098279	7.13-	140.19
8080	CITY SAN BUENAVENTURA	4,132.71	.1938307724	4,132.71	.1938307724	200.05-	3,932.66
TRA 05005	Totals:	21,321.31	1.0000000000	21,321.31	1.0000000000	1,032.10-	20,289.21

*** Gross Assessed Valuation Information(Assessed valuations Minus Local Exemptions) ***

	Prior Year A/V	Transfers	Current Year AVI	A/V
Secured	1,428,000			1,456,560
Unsecured	690,780			559,010
State Assessed				
	2,118,780		103,210-	2,015,570

Fund NO.	Description	Prior Year Allocation	Prior Year Factor	Adjusted Prior Year Allocation	Adjusted Prior Year Factor	Annual Tax Increment	Current Year Allocation
2014	UNIFIED SCH GEN VTA	2,749.10	.3331483760	2,749.10	.3331483760	57.65	2,806.75
2015	VTA COM COLLEGE GEN	437.44	.0530103817	437.44	.0530103817	9.17	446.61
2019	VTA COLLEGE CHLD CTR	2.26	.0002734152	2.26	.0002734152	.05	2.31
4001	COUNTY GENERAL FUND	1,611.45	.1952886636	1,611.45	.1952886636	33.81	1,645.26
4002	E.R.A.F.	529.93	.0642380527	529.93	.0642380527	11.12	541.05
4004	E.R.A.F. 93-94 SHIFT	878.46	.1064521033	878.46	.1064521033	18.42	896.88
4005	VTA. CO. OFFICE EDUCATION	109.72	.0132938441	109.72	.0132938441	2.30	112.02
4401	* COUNTY LIBRARY	125.48	.0152054324	125.48	.0152054324	2.63	128.11
6100	* COUNTY FLOOD ZN ADM	19.65	.0023839646	19.65	.0023839646	.41	20.06
6110	* COUNTY FLOOD ZN #1	197.10	.0238826780	197.10	.0238826780	4.13	201.23
7580	VENTURA PORT	81.65	.0098911968	81.65	.0098911968	1.71	83.36
8080	CITY SAN BUENAVENTURA	1,311.87	.1589631499	1,311.87	.1589631499	27.51	1,339.38
8604	CASITAS MUN WTR	197.82	.0239687417	197.82	.0239687417	4.15	201.97
TRA 05006	Totals:	8,251.93	1.0000000000	8,251.93	1.0000000000	173.06	8,424.99

*** Gross Assessed Valuation Information(Assessed valuations Minus Local Exemptions) ***

	Prior Year A/V	Transfers	Current Year AVI	A/V
Secured	798,611			815,917
Unsecured	23,000			23,000
State Assessed				
	821,611		17,306	838,917

Fund NO.	Description	Prior Year Allocation	Prior Year Factor	Adjusted Prior Year Allocation	Adjusted Prior Year Factor	Annual Tax Increment	Current Year Allocation
2014	UNIFIED SCH GEN VTA	959.25	.3340504757	959.25	.3340504757	18.36	977.61
2015	VTA COM COLLEGE GEN	152.55	.0531237070	152.55	.0531237070	2.92	155.47
2019	VTA COLLEGE CHILD CTR	.43	.0001654944	.43	.0001654944	.01	.44
4001	COUNTY GENERAL FUND	518.70	.1806480414	518.70	.1806480414	9.93	528.63
4002	E.R.A.F.	185.41	.0645622916	185.41	.0645622916	3.55	188.96
4004	E.R.A.F. 93-94 SHIFT	294.16	.1024392637	294.16	.1024392637	5.63	299.79
4005	VTA. CO. OFFICE EDUCATION	36.02	.0125458358	36.02	.0125458358	.69	36.71
4401	* COUNTY LIBRARY	43.60	.0151825462	43.60	.0151825462	.83	44.43
6100	* COUNTY FLOOD ZN ADM	6.53	.0022697512	6.53	.0022697512	.12	6.65
6110	* COUNTY FLOOD ZN #1	68.52	.0238573299	68.52	.0238573299	1.31	69.83
7580	VENTURA PORT	28.30	.0098469176	28.30	.0098469176	.54	28.84
8080	CITY SAN BUENAVENTURA	509.25	.1773387751	509.25	.1773387751	9.75	519.00
8604	CASITAS MUN WTR	68.83	.0239695704	68.83	.0239695704	1.32	70.15
TRA 05007	Totals:	2,871.55	1.0000000000	2,871.55	1.0000000000	54.96	2,926.51

*** Gross Assessed Valuation Information(Assessed valuations Minus Local Exemptions) ***

	Prior Year A/V	Transfers	Current Year AVI	A/V
Secured	274,865			280,361
Unsecured				
State Assessed				
	274,865		5,496	280,361

Fund NO.	Description	Prior Year Allocation	Prior Year Factor	Adjusted Prior Year Allocation	Adjusted Prior Year Factor	Annual Tax Increment	Current Year Allocation
2014	UNIFIED SCH GEN VTA	38,811.44	.3520205516	38,811.44	.3520205516	4,500.29	43,311.73
2015	VTA COM COLLEGE GEN	6,172.94	.0559887767	6,172.94	.0559887767	715.77	6,888.71
2019	VTA COLLEGE CHILD CTR	30.11	.0002732937	30.11	.0002732937	3.49	33.60
4001	COUNTY GENERAL FUND	21,026.98	.1907103279	21,026.98	.1907103279	2,438.07	23,465.05
4002	E.R.A.F.	6,029.89	.0546715358	6,029.89	.0546715358	698.93	6,728.82
4004	E.R.A.F. 93-94 SHIFT	11,688.70	.1060186858	11,688.70	.1060186858	1,355.36	13,044.06
4005	VTA. CO. OFFICE EDUCATION	1,522.35	.0138077370	1,522.35	.0138077370	176.52	1,698.87
4401	* COUNTY LIBRARY	1,768.46	.0160399646	1,768.46	.0160399646	205.06	1,973.52
6100	* COUNTY FLOOD ZN ADM	276.07	.0025040423	276.07	.0025040423	32.01	308.08
6120	* COUNTY FLOOD ZN #2	2,740.29	.0248542563	2,740.29	.0248542563	317.74	3,058.03
7580	VENTURA PORT	630.78	.0057209488	630.78	.0057209488	73.14	703.92
7770	UNITED WTR CONS DIST	690.71	.0062678350	690.71	.0062678350	80.13	770.84
8080	CITY SAN BUENAVENTURA	18,864.60	.1711220445	18,864.60	.1711220445	2,187.65	21,052.25
TRA 05008	Totals:	110,253.32	1.0000000000	110,253.32	1.0000000000	12,784.16	123,037.48

*** Gross Assessed Valuation Information(Assessed valuations Minus Local Exemptions) ***

	Prior Year A/V	Transfers	Current Year AVI	A/V
Secured	10,969,629			12,248,045
Unsecured	18,000			18,000
State Assessed				
	10,987,629		1,278,416	12,266,045

Fund NO.	Description	Prior Year Allocation	Prior Year Factor	Adjusted Prior Year Allocation	Adjusted Prior Year Factor	Annual Tax Increment	Current Year Allocation
2014	UNIFIED SCH GEN VTA	88,521.80	.3364569954	88,521.80	.3364569954	1,318.08	89,839.88
2015	VTA COM COLLEGE GEN	14,085.80	.0535378187	14,085.80	.0535378187	209.74	14,295.54
2019	VTA COLLEGE CHILD CTR	72.79	.0002765794	72.79	.0002765794	1.08	73.87
4001	COUNTY GENERAL FUND	51,889.65	.1972260871	51,889.65	.1972260871	772.65	52,662.30
4002	E.R.A.F.	17,069.34	.0648863135	17,069.34	.0648863135	254.19	17,323.53
4004	E.R.A.F. 93-94 SHIFT	28,286.24	.1075108998	28,286.24	.1075108998	421.18	28,707.42
4005	VTA. CO. OFFICE EDUCATION	3,540.87	.0134581644	3,540.87	.0134581644	52.72	3,593.59
4401	* COUNTY LIBRARY	4,041.91	.0153626205	4,041.91	.0153626205	60.18	4,102.09
6100	* COUNTY FLOOD ZN ADM	634.91	.0024131453	634.91	.0024131453	9.45	644.36
6110	* COUNTY FLOOD ZN #1	6,346.28	.0241212527	6,346.28	.0241212527	94.50	6,440.78
8080	CITY SAN BUENAVENTURA	42,240.51	.1605430002	42,240.51	.1605430002	628.93	42,869.44
8604	CASITAS MUN WTR	6,369.77	.0242071230	6,369.77	.0242071230	94.83	6,464.60
TRA 05009	Totals:	263,099.87	1.0000000000	263,099.87	1.0000000000	3,917.53	267,017.40

*** Gross Assessed Valuation Information(Assessed valuations Minus Local Exemptions) ***

	Prior Year	Transfers	Current Year	AVI	A/V
Secured	26,351,004				26,743,757
Unsecured	24,000				23,000
State Assessed					
	26,375,004		391,753		26,766,757

Fund NO.	Description	Prior Year Allocation	Prior Year Factor	Adjusted Prior Year Allocation	Adjusted Prior Year Factor	Annual Tax Increment	Current Year Allocation
1031	EL SCH GEN OXNARD	3,575.74	.1935091913	3,575.74	.1935091913	76.64	3,652.38
2007	HI SCH GEN OXNARD	2,520.67	.1364112785	2,520.67	.1364112785	54.03	2,574.70
2015	VTA COM COLLEGE GEN	1,024.02	.0554170102	1,024.02	.0554170102	21.95	1,045.97
2019	VTA COLLEGE CHILD CTR	5.28	.0002856961	5.28	.0002856961	.11	5.39
4001	COUNTY GENERAL FUND	3,788.58	.2050276775	3,788.58	.2050276775	81.20	3,869.78
4002	E.R.A.F.	1,024.22	.0554279102	1,024.22	.0554279102	21.95	1,046.17
4004	E.R.A.F. 93-94 SHIFT	2,064.13	.1117048771	2,064.13	.1117048771	44.24	2,108.37
4005	VTA. CO. OFFICE EDUCATION	299.42	.0162037874	299.42	.0162037874	6.42	305.84
4401	* COUNTY LIBRARY	293.70	.0158939964	293.70	.0158939964	6.29	299.99
6100	* COUNTY FLOOD ZN ADM	46.16	.0024984066	46.16	.0024984066	.99	47.15
6120	* COUNTY FLOOD ZN #2	454.83	.0246140378	454.83	.0246140378	9.75	464.58
7580	VENTURA PORT	191.07	.0103401332	191.07	.0103401332	4.10	195.17
7770	UNITED WTR CONS DIST	116.38	.0062979351	116.38	.0062979351	2.49	118.87
8080	CITY SAN BUENAVENTURA	3,074.22	.1663680626	3,074.22	.1663680626	65.89	3,140.11
TRA 05010	Totals:	18,478.42	1.0000000000	18,478.42	1.0000000000	396.05	18,874.47

*** Gross Assessed Valuation Information(Assessed valuations Minus Local Exemptions) ***

	Prior Year A/V	Transfers	Current Year AVI	A/V
Secured	1,980,333			2,019,938
Unsecured				
State Assessed				
	1,980,333		39,605	2,019,938

Fund NO.	Description	Prior Year Allocation	Prior Year Factor	Adjusted Prior Year Allocation	Adjusted Prior Year Factor	Annual Tax Increment	Current Year Allocation
2014	UNIFIED SCH GEN VTA	17,934,282.77	.3432522429	17,934,282.77	.3432522429	1,176,682.18	19,110,964.95
2015	VTA COM COLLEGE GEN	2,853,755.68	.0546193042	2,853,755.68	.0546193042	187,237.12	3,040,992.80
2019	VTA COLLEGE CHILD CTR	14,754.18	.0002823867	14,754.18	.0002823867	968.03	15,722.21
4001	COUNTY GENERAL FUND	10,507,229.12	.2011025470	10,507,229.12	.2011025470	689,387.43	11,196,616.55
4002	E.R.A.F.	2,861,067.97	.0547592570	2,861,067.97	.0547592570	187,716.89	3,048,784.86
4004	E.R.A.F. 93-94 SHIFT	5,728,352.87	.1096375022	5,728,352.87	.1096375022	375,841.67	6,104,194.54
4005	VTA. CO. OFFICE EDUCATION	717,440.73	.0137314186	717,440.73	.0137314186	47,071.84	764,512.57
4401	* COUNTY LIBRARY	818,569.89	.0156669742	818,569.89	.0156669742	53,707.00	872,276.89
6100	* COUNTY FLOOD ZN ADM	128,629.79	.0024619033	128,629.79	.0024619033	8,439.50	137,069.29
6120	* COUNTY FLOOD ZN #2	1,267,647.06	.0242620629	1,267,647.06	.0242620629	83,171.31	1,350,818.37
7580	VENTURA PORT	530,701.38	.0101573307	530,701.38	.0101573307	34,819.73	565,521.11
7770	UNITED WTR CONS DIST	327,115.12	.0062608021	327,115.12	.0062608021	21,462.28	348,577.40
8080	CITY SAN BUENAVENTURA	8,558,568.77	.1638062682	8,558,568.77	.1638062682	561,534.32	9,120,103.09
TRA 05011	Totals:	52,248,115.33	1.0000000000	52,248,115.33	1.0000000000	3,428,039.30	55,676,154.63

*** Gross Assessed Valuation Information(Assessed valuations Minus Local Exemptions) ***

	Prior Year A/V	Transfers	Current Year AVI	A/V
Secured	4,909,614,896		5,212,829,339	
Unsecured	328,904,306		368,493,793	
State Assessed				
	5,238,519,202		342,803,930	5,581,323,132

Fund NO.	Description	Prior Year Allocation	Prior Year Factor	Adjusted Prior Year Allocation	Adjusted Prior Year Factor	Annual Tax Increment	Current Year Allocation
2014	UNIFIED SCH GEN VTA	851,004.77	.3271013936	851,004.77	.3271013936	42,253.50	893,258.27
2015	VTA COM COLLEGE GEN	135,414.31	.0520493067	135,414.31	.0520493067	6,723.50	142,137.81
2019	VTA COLLEGE CHILD CTR	700.07	.0002690825	700.07	.0002690825	34.76	734.83
4001	COUNTY GENERAL FUND	498,676.71	.1916800276	498,676.71	.1916800276	24,760.37	523,437.08
4002	E.R.A.F.	168,240.06	.0646830235	168,240.06	.0646830235	8,355.47	176,595.53
4004	E.R.A.F. 93-94 SHIFT	276,904.77	.1064329379	276,904.77	.1064329379	13,748.53	290,653.30
4005	VTA. CO. OFFICE EDUCATION	34,044.65	.0130857649	34,044.65	.0130857649	1,690.36	35,735.01
4401	* COUNTY LIBRARY	38,859.85	.0149365421	38,859.85	.0149365421	1,929.44	40,789.29
6100	* COUNTY FLOOD ZN ADM	6,103.59	.0023460346	6,103.59	.0023460346	303.05	6,406.64
6110	* COUNTY FLOOD ZN #1	61,011.10	.0234508824	61,011.10	.0234508824	3,029.28	64,040.38
7580	VENTURA PORT	25,279.70	.0097167645	25,279.70	.0097167645	1,255.17	26,534.87
8080	CITY SAN BUENAVENTURA	444,170.94	.1707141322	444,170.94	.1707141322	22,052.09	466,223.03
8604	CASITAS MUN WTR	61,243.87	.0235341075	61,243.87	.0235341075	3,040.03	64,283.90
TRA 05012	Totals:	2,601,654.39	1.0000000000	2,601,654.39	1.0000000000	129,175.55	2,730,829.94

*** Gross Assessed Valuation Information(Assessed valuations Minus Local Exemptions) ***

	Prior Year A/V	Transfers	Current Year AVI	A/V
Secured	249,162,364		259,483,479	
Unsecured	10,147,540		12,743,980	
State Assessed				
	259,309,904		12,917,555	272,227,459

Fund NO.	Description	Prior Year Allocation	Prior Year Factor	Adjusted Prior Year Allocation	Adjusted Prior Year Factor	Annual Tax Increment	Current Year Allocation
2014	UNIFIED SCH GEN VTA		.3344594595		.3344594595		
2015	VTA COM COLLEGE GEN		.0530888031		.0530888031		
4001	COUNTY GENERAL FUND		.2181226598		.2181226598		
4002	E.R.A.F.		.0641819801		.0641819801		
4004	E.R.A.F. 93-94 SHIFT		.1069581617		.1069581617		
4005	VTA. CO. OFFICE EDUCATION		.0113753973		.0113753973		
4401	* COUNTY LIBRARY		.0152251588		.0152251588		
6100	* COUNTY FLOOD ZN ADM		.0020715980		.0020715980		
6110	* COUNTY FLOOD ZN #1		.0236143785		.0236143785		
7580	VENTURA PORT		.0096525097		.0096525097		
8080	CITY SAN BUENAVENTURA		.1591782955		.1591782955		
8604	CASITAS MUN WTR		.0020715980		.0020715980		
TRA 05013 Totals:			1.0000000000		1.0000000000		

Fund NO.	Description	Prior Year Allocation	Prior Year Factor	Adjusted Prior Year Allocation	Adjusted Prior Year Factor	Annual Tax Increment	Current Year Allocation
1037	EL SCH GEN RIO	72.96	.1918440244	72.96	.1918440244	1.45	74.41
2007	HI SCH GEN OXNARD	51.55	.1355571327	51.55	.1355571327	1.03	52.58
2015	VTA COM COLLEGE GEN	20.97	.0550745209	20.97	.0550745209	.42	21.39
2019	VTA COLLEGE CHILD CTR	.12	.0002838893	.12	.0002838893		.12
4001	COUNTY GENERAL FUND	77.27	.2029573358	77.27	.2029573358	1.52	78.79
4002	E.R.A.F.	21.22	.0551305331	21.22	.0551305331	.42	21.64
4004	E.R.A.F. 93-94 SHIFT	42.05	.1106293181	42.05	.1106293181	.84	42.89
4005	VTA. CO. OFFICE EDUCATION	9.27	.0242823693	9.27	.0242823693	.18	9.45
4401	* COUNTY LIBRARY	5.99	.0157979938	5.99	.0157979938	.12	6.11
6100	* COUNTY FLOOD ZN ADM	.93	.0024282369	.93	.0024282369	.02	.95
6120	* COUNTY FLOOD ZN #2	9.30	.0244702686	9.30	.0244702686	.19	9.49
7580	VENTURA PORT	3.87	.0102200142	3.87	.0102200142	.08	3.95
7770	UNITED WTR CONS DIST	2.28	.0062006764	2.28	.0062006764	.05	2.33
8080	CITY SAN BUENAVENTURA	62.55	.1651236865	62.55	.1651236865	1.25	63.80
TRA 05014 Totals:		380.33	1.0000000000	380.33	1.0000000000	7.57	387.90

*** Gross Assessed Valuation Information(Assessed valuations Minus Local Exemptions) ***

	Prior Year A/V	Transfers	Current Year AVI	A/V
Secured	37,876			38,633
Unsecured				
State Assessed				
	37,876		757	38,633

Fund NO.	Description	Prior Year Allocation	Prior Year Factor	Adjusted Prior Year Allocation	Adjusted Prior Year Factor	Annual Tax Increment	Current Year Allocation
2014	UNIFIED SCH GEN VTA		.3563968668		.3563968668		
2015	VTA COM COLLEGE GEN		.0566912949		.0566912949		
2019	VTA COLLEGE CHILD CTR		.0002777623		.0002777623		
4001	COUNTY GENERAL FUND		.2090758555		.2090758555		
4002	E.R.A.F.		.0486146963		.0486146963		
4004	E.R.A.F. 93-94 SHIFT		.1139524954		.1139524954		
4005	VTA. CO. OFFICE EDUCATION		.0140670996		.0140670996		
4401	* COUNTY LIBRARY		.0162243545		.0162243545		
6100	* COUNTY FLOOD ZN ADM		.0025454629		.0025454629		
6140	* COUNTY FLOOD ZN #4		.0015823148		.0015823148		
7580	VENTURA PORT		.0105827454		.0105827454		
8080	CITY SAN BUENAVENTURA		.1699890516		.1699890516		
TRA 05015 Totals:			1.0000000000		1.0000000000		

Fund NO.	Description	Prior Year Allocation	Prior Year Factor	Adjusted Prior Year Allocation	Adjusted Prior Year Factor	Annual Tax Increment	Current Year Allocation
2014	UNIFIED SCH GEN VTA	6,153,498.28	.3434598122	6,153,498.28	.3434598122	558,727.29	6,712,225.57
2015	VTA COM COLLEGE GEN	979,162.74	.0546523354	979,162.74	.0546523354	88,906.33	1,068,069.07
2019	VTA COLLEGE CHILD CTR	5,062.30	.0002825542	5,062.30	.0002825542	459.65	5,521.95
4001	COUNTY GENERAL FUND	3,601,362.63	.2010114037	3,601,362.63	.2010114037	326,997.67	3,928,360.30
4002	E.R.A.F.	977,059.89	.0545349641	977,059.89	.0545349641	88,715.39	1,065,775.28
4004	E.R.A.F. 93-94 SHIFT	1,963,744.72	.1096071474	1,963,744.72	.1096071474	178,304.72	2,142,049.44
4005	VTA. CO. OFFICE EDUCATION	246,177.17	.0137404709	246,177.17	.0137404709	22,352.47	268,529.64
4401	* COUNTY LIBRARY	280,860.79	.0156763503	280,860.79	.0156763503	25,501.69	306,362.48
6100	* COUNTY FLOOD ZN ADM	44,134.63	.0024633912	44,134.63	.0024633912	4,007.35	48,141.98
6120	* COUNTY FLOOD ZN #2	434,915.91	.0242749943	434,915.91	.0242749943	39,489.63	474,405.54
7580	VENTURA PORT	180,293.25	.0100631353	180,293.25	.0100631353	16,370.32	196,663.57
7770	UNITED WTR CONS DIST	110,555.73	.0061707097	110,555.73	.0061707097	10,038.27	120,594.00
8080	CITY SAN BUENAVENTURA	2,939,382.42	.1640627313	2,939,382.42	.1640627313	266,890.98	3,206,273.40
TRA 05016	Totals:	17,916,210.46	1.0000000000	17,916,210.46	1.0000000000	1,626,761.76	19,542,972.22

*** Gross Assessed Valuation Information(Assessed valuations Minus Local Exemptions) ***

	Prior Year A/V	Transfers	Current Year AVI	A/V
Secured	1,789,496,635		1,952,396,383	
Unsecured	6,767,959		6,732,865	
State Assessed	208,515		20,037	
	1,796,473,109		162,676,176	1,959,149,285

Fund NO.	Description	Prior Year Allocation	Prior Year Factor	Adjusted Prior Year Allocation	Adjusted Prior Year Factor	Annual Tax Increment	Current Year Allocation
4001	COUNTY GENERAL FUND		1.0000000000		1.0000000000		
TRA 05017	Totals:		1.0000000000		1.0000000000		

Fund NO.	Description	Prior Year Allocation	Prior Year Factor	Adjusted Prior Year Allocation	Adjusted Prior Year Factor	Annual Tax Increment	Current Year Allocation
2014	UNIFIED SCH GEN VTA	704,548.30	.3588385117	704,548.30	.3588385117	56,795.42	761,343.72
2015	VTA COM COLLEGE GEN	112,109.97	.0570995296	112,109.97	.0570995296	9,037.47	121,147.44
2019	VTA COLLEGE CHILD CTR	579.53	.0002951595	579.53	.0002951595	46.72	626.25
4001	COUNTY GENERAL FUND	357,403.88	.1820319426	357,403.88	.1820319426	28,811.22	386,215.10
4002	E.R.A.F.	107,748.95	.0548783827	107,748.95	.0548783827	8,685.91	116,434.86
4004	E.R.A.F. 93-94 SHIFT	202,194.73	.1029812359	202,194.73	.1029812359	16,299.43	218,494.16
4005	VTA. CO. OFFICE EDUCATION	28,124.68	.0143243754	28,124.68	.0143243754	2,267.20	30,391.88
4401	* COUNTY LIBRARY	32,153.78	.0163764717	32,153.78	.0163764717	2,592.00	34,745.78
6100	* COUNTY FLOOD ZN ADM	5,052.40	.0025732683	5,052.40	.0025732683	407.29	5,459.69
6120	* COUNTY FLOOD ZN #2	49,794.47	.0253611832	49,794.47	.0253611832	4,014.06	53,808.53
7580	VENTURA PORT	410.74	.0002092028	410.74	.0002092028	33.11	443.85
7770	UNITED WTR CONS DIST	12,355.84	.0062930416	12,355.84	.0062930416	996.04	13,351.88
8080	CITY SAN BUENAVENTURA	350,935.97	.1787376950	350,935.97	.1787376950	28,289.84	379,225.81
TRA 05018	Totals:	1,963,413.24	1.0000000000	1,963,413.24	1.0000000000	158,275.71	2,121,688.95

*** Gross Assessed Valuation Information(Assessed valuations Minus Local Exemptions) ***

	Prior Year A/V	Transfers	Current Year AVI	A/V
Secured	189,453,155		204,892,386	
Unsecured	6,799,680		7,188,020	
State Assessed				
	196,252,835		15,827,571	212,080,406

Fund NO.	Description	Prior Year Allocation	Prior Year Factor	Adjusted Prior Year Allocation	Adjusted Prior Year Factor	Annual Tax Increment	Current Year Allocation
2014	UNIFIED SCH GEN VTA				.3420131412		
2015	VTA COM COLLEGE GEN				.0544197093		
2019	VTA COLLEGE CHILD CTR				.0002771512		
4001	COUNTY GENERAL FUND		1.0000000000		.2004847881		
4002	E.R.A.F.				.0623000469		
4004	E.R.A.F. 93-94 SHIFT				.1092869742		
4005	VTA. CO. OFFICE EDUCATION				.0136680979		
4401	* COUNTY LIBRARY				.0156153189		
6100	* COUNTY FLOOD ZN ADM				.0024502078		
6140	* COUNTY FLOOD ZN #4				.0015297123		
7580	VENTURA PORT				.0101565265		
8080	CITY SAN BUENAVENTURA				.1631924885		
8604	CASITAS MUN WTR				.0246058372		
TRA 05019	Totals:		1.0000000000		1.0000000000		

Fund NO.	Description	Prior Year Allocation	Prior Year Factor	Adjusted Prior Year Allocation	Adjusted Prior Year Factor	Annual Tax Increment	Current Year Allocation
2014	UNIFIED SCH GEN VTA	271,902.07	.3331267934	271,902.07	.3331267934	12,172.58	284,074.65
2015	VTA COM COLLEGE GEN	43,265.85	.0530080815	43,265.85	.0530080815	1,936.94	45,202.79
2019	VTA COLLEGE CHILD CTR	223.66	.0002740555	223.66	.0002740555	10.01	233.67
4001	COUNTY GENERAL FUND	223,081.76	.3037465911	223,081.76	.3037465911	11,099.02	234,180.78
4002	E.R.A.F.	14,720.84		14,720.84			14,720.84
4004	E.R.A.F. 93-94 SHIFT	24,371.33		24,371.33			24,371.33
4005	VTA. CO. OFFICE EDUCATION	10,877.42	.0133267229	10,877.42	.0133267229	486.96	11,364.38
4401	* COUNTY LIBRARY	14,243.15	.0183233835	14,243.15	.0183233835	669.54	14,912.69
6100	* COUNTY FLOOD ZN ADM	2,180.48	.0027814920	2,180.48	.0027814920	101.64	2,282.12
6110	* COUNTY FLOOD ZN #1	22,093.67	.0283105007	22,093.67	.0283105007	1,034.48	23,128.15
7580	VENTURA PORT	8,077.03	.0098957622	8,077.03	.0098957622	361.60	8,438.63
8080	CITY SAN BUENAVENTURA	152,666.59	.1980082276	152,666.59	.1980082276	7,235.30	159,901.89
8604	CASITAS MUN WTR	28,508.14	.0391983896	28,508.14	.0391983896	1,432.32	29,940.46
TRA 05020	Totals:	816,211.99	1.0000000000	816,211.99	1.0000000000	36,540.39	852,752.38

*** Gross Assessed Valuation Information(Assessed valuations Minus Local Exemptions) ***

	Prior Year A/V	Transfers	Current Year AVI	A/V
Secured	81,782,112			85,425,251
Unsecured				10,900
State Assessed				
	81,782,112		3,654,039	85,436,151

Fund NO.	Description	Prior Year Allocation	Prior Year Factor	Adjusted Prior Year Allocation	Adjusted Prior Year Factor	Annual Tax Increment	Current Year Allocation
2014	UNIFIED SCH GEN VTA	628,109.38	.3528366686	628,109.38	.3528366686	28,845.38	656,954.76
2015	VTA COM COLLEGE GEN	99,946.11	.0561441269	99,946.11	.0561441269	4,589.94	104,536.05
2019	VTA COLLEGE CHILD CTR	516.16	.0002899600	516.16	.0002899600	23.71	539.87
4001	COUNTY GENERAL FUND	338,751.83	.1902918047	338,751.83	.1902918047	15,556.88	354,308.71
4002	E.R.A.F.	97,195.33	.0545988900	97,195.33	.0545988900	4,463.61	101,658.94
4004	E.R.A.F. 93-94 SHIFT	188,529.79	.1059054758	188,529.79	.1059054758	8,658.07	197,187.86
4005	VTA. CO. OFFICE EDUCATION	24,912.27	.0139943050	24,912.27	.0139943050	1,144.07	26,056.34
4401	* COUNTY LIBRARY	28,666.86	.0161034400	28,666.86	.0161034400	1,316.50	29,983.36
6100	* COUNTY FLOOD ZN ADM	4,504.26	.0025302435	4,504.26	.0025302435	206.85	4,711.11
6120	* COUNTY FLOOD ZN #2	44,392.78	.0249373748	44,392.78	.0249373748	2,038.70	46,431.48
7580	VENTURA PORT	7,763.14	.0043609002	7,763.14	.0043609002	356.52	8,119.66
7770	UNITED WTR CONS DIST	11,193.14	.0062876694	11,193.14	.0062876694	514.03	11,707.17
8080	CITY SAN BUENAVENTURA	305,689.34	.1717191411	305,689.34	.1717191411	14,038.52	319,727.86
TRA 05021	Totals:	1,780,170.39	1.0000000000	1,780,170.39	1.0000000000	81,752.78	1,861,923.17

*** Gross Assessed Valuation Information(Assessed valuations Minus Local Exemptions) ***

	Prior Year A/V	Transfers	Current Year AVI	A/V
Secured	164,430,900		169,755,199	
Unsecured	13,816,662		16,667,641	
State Assessed				
	178,247,562		8,175,278	186,422,840

Fund NO.	Description	Prior Year Allocation	Prior Year Factor	Adjusted Prior Year Allocation	Adjusted Prior Year Factor	Annual Tax Increment	Current Year Allocation
2014	UNIFIED SCH GEN VTA	135.15	.3599239061	135.15	.3599239061	2.70	137.85
2015	VTA COM COLLEGE GEN	21.44	.0571972098	21.44	.0571972098	.43	21.87
2019	VTA COLLEGE CHILD CTR	.03	.0001268230	.03	.0001268230		.03
4001	COUNTY GENERAL FUND	68.76	.1829138682	68.76	.1829138682	1.36	70.12
4002	E.R.A.F.	20.59	.0548029557	20.59	.0548029557	.41	21.00
4004	E.R.A.F. 93-94 SHIFT	38.86	.1034759573	38.86	.1034759573	.78	39.64
4005	VTA. CO. OFFICE EDUCATION	5.20	.0138074978	5.20	.0138074978	.10	5.30
4401	* COUNTY LIBRARY	6.17	.0164164727	6.17	.0164164727	.12	6.29
6100	* COUNTY FLOOD ZN ADM	.92	.0024557957	.92	.0024557957	.02	.94
6120	* COUNTY FLOOD ZN #2	9.51	.0253356254	9.51	.0253356254	.19	9.70
7770	UNITED WTR CONS DIST	2.38	.0063418158	2.38	.0063418158	.05	2.43
8080	CITY SAN BUENAVENTURA	66.54	.1772020725	66.54	.1772020725	1.33	67.87
TRA 05022	Totals:	375.55	1.0000000000	375.55	1.0000000000	7.49	383.04

*** Gross Assessed Valuation Information(Assessed valuations Minus Local Exemptions) ***

	Prior Year	Transfers	Current Year
Secured	A/V 37,462		AVI 38,211
Unsecured			
State Assessed			
	37,462		749
			38,211

Fund NO.	Description	Prior Year Allocation	Prior Year Factor	Adjusted Prior Year Allocation	Adjusted Prior Year Factor	Annual Tax Increment	Current Year Allocation
2014	UNIFIED SCH GEN VTA	3,682.44	.3052496268	3,682.44	.3052496268	111.28	3,793.72
2015	VTA COM COLLEGE GEN	585.85	.0485636785	585.85	.0485636785	17.70	603.55
2019	VTA COLLEGE CHILD CTR	2.91	.0002396592	2.91	.0002396592	.09	3.00
4001	COUNTY GENERAL FUND	1,998.98	.1657204371	1,998.98	.1657204371	60.40	2,059.38
4002	E.R.A.F.	893.33	.0741730258	893.33	.0741730258	27.04	920.37
4004	E.R.A.F. 93-94 SHIFT	1,120.24	.0928531482	1,120.24	.0928531482	33.85	1,154.09
4005	VTA. CO. OFFICE EDUCATION	145.13	.0120321116	145.13	.0120321116	4.39	149.52
4401	* COUNTY LIBRARY	168.11	.0139346615	168.11	.0139346615	5.08	173.19
6100	* COUNTY FLOOD ZN ADM	26.31	.0021803799	26.31	.0021803799	.79	27.10
6120	* COUNTY FLOOD ZN #2	260.26	.0215709507	260.26	.0215709507	7.86	268.12
7560	MONTALVO COMM SERV DIST	1,192.68	.0988594812	1,192.68	.0988594812	36.04	1,228.72
7580	VENTURA PORT	50.19	.0041613560	50.19	.0041613560	1.52	51.71
7770	UNITED WTR CONS DIST	76.78	.0062964602	76.78	.0062964602	2.30	79.08
8080	CITY SAN BUENAVENTURA	1,860.47	.1541650233	1,860.47	.1541650233	56.20	1,916.67
TRA 05023	Totals:	12,063.68	1.0000000000	12,063.68	1.0000000000	364.54	12,428.22

*** Gross Assessed Valuation Information(Assessed valuations Minus Local Exemptions) ***

	Prior Year A/V	Transfers	Current Year AVI	A/V
Secured	1,095,086			1,133,780
Unsecured	47,240			45,000
State Assessed				
	1,142,326		36,454	1,178,780

Fund NO.	Description	Prior Year Allocation	Prior Year Factor	Adjusted Prior Year Allocation	Adjusted Prior Year Factor	Annual Tax Increment	Current Year Allocation
2014	UNIFIED SCH GEN VTA	9,487.75	.3388132802	9,487.75	.3388132802	372.91	9,860.66
2015	VTA COM COLLEGE GEN	1,509.68	.0539116731	1,509.68	.0539116731	59.34	1,569.02
2019	VTA COLLEGE CHILD CTR	7.79	.0002773885	7.79	.0002773885	.31	8.10
4001	COUNTY GENERAL FUND	4,797.49	.1713269522	4,797.49	.1713269522	188.56	4,986.05
4002	E.R.A.F.	1,804.07	.0644622025	1,804.07	.0644622025	70.95	1,875.02
4004	E.R.A.F. 93-94 SHIFT	2,771.88	.0989840666	2,771.88	.0989840666	108.94	2,880.82
4005	VTA. CO. OFFICE EDUCATION	373.57	.0133395192	373.57	.0133395192	14.68	388.25
4401	* COUNTY LIBRARY	433.21	.0154689014	433.21	.0154689014	17.03	450.24
6100	* COUNTY FLOOD ZN ADM	68.03	.0024290487	68.03	.0024290487	2.67	70.70
6110	* COUNTY FLOOD ZN #1	680.18	.0242898900	680.18	.0242898900	26.73	706.91
7580	VENTURA PORT	281.78	.0100629535	281.78	.0100629535	11.08	292.86
8080	CITY SAN BUENAVENTURA	5,104.50	.1822582290	5,104.50	.1822582290	200.60	5,305.10
8604	CASITAS MUN WTR	682.97	.0243758951	682.97	.0243758951	26.83	709.80
TRA 05024	Totals:	28,002.90	1.0000000000	28,002.90	1.0000000000	1,100.63	29,103.53

*** Gross Assessed Valuation Information(Assessed valuations Minus Local Exemptions) ***

	Prior Year A/V	Transfers	Current Year AVI	A/V
Secured	2,786,309			2,896,372
Unsecured				
State Assessed				
	2,786,309		110,063	2,896,372

Fund NO.	Description	Prior Year Allocation	Prior Year Factor	Adjusted Prior Year Allocation	Adjusted Prior Year Factor	Annual Tax Increment	Current Year Allocation
4001	COUNTY GENERAL FUND		1.0000000000		1.0000000000		
TRA 05025	Totals:		1.0000000000		1.0000000000		

No Taxable Parcels Within TRA=05025

Fund NO.	Description	Prior Year Allocation	Prior Year Factor	Adjusted Prior Year Allocation	Adjusted Prior Year Factor	Annual Tax Increment	Current Year Allocation
2014	UNIFIED SCH GEN VTA	71,235.97	.3593198449	71,235.97	.3593198449	3,357.41	74,593.38
2015	VTA COM COLLEGE GEN	11,334.77	.0571734747	11,334.77	.0571734747	534.22	11,868.99
2019	VTA COLLEGE CHILD CTR	58.66	.0002959125	58.66	.0002959125	2.76	61.42
4001	COUNTY GENERAL FUND	36,160.97	.1823990676	36,160.97	.1823990676	1,704.30	37,865.27
4002	E.R.A.F.	10,927.02	.0551163202	10,927.02	.0551163202	515.00	11,442.02
4004	E.R.A.F. 93-94 SHIFT	20,446.71	.1031349480	20,446.71	.1031349480	963.67	21,410.38
4005	VTA. CO. OFFICE EDUCATION	2,807.26	.0141601503	2,807.26	.0141601503	132.31	2,939.57
4401	* COUNTY LIBRARY	3,250.66	.0163964990	3,250.66	.0163964990	153.21	3,403.87
6100	* COUNTY FLOOD ZN ADM	510.47	.0025748834	510.47	.0025748834	24.06	534.53
6120	* COUNTY FLOOD ZN #2	5,034.54	.0253945931	5,034.54	.0253945931	237.28	5,271.82
7580	VENTURA PORT	49.34	.0002487882	49.34	.0002487882	2.32	51.66
7770	UNITED WTR CONS DIST	1,331.89	.0067180907	1,331.89	.0067180907	62.77	1,394.66
8080	CITY SAN BUENAVENTURA	35,103.91	.1770674274	35,103.91	.1770674274	1,654.48	36,758.39
TRA 05026	Totals:	198,252.17	1.0000000000	198,252.17	1.0000000000	9,343.79	207,595.96

*** Gross Assessed Valuation Information(Assessed valuations Minus Local Exemptions) ***

	Prior Year A/V	Transfers	Current Year AVI	A/V
Secured	19,785,734			20,649,383
Unsecured				70,730
State Assessed				
	19,785,734		934,379	20,720,113

Fund NO.	Description	Prior Year Allocation	Prior Year Factor	Adjusted Prior Year Allocation	Adjusted Prior Year Factor	Annual Tax Increment	Current Year Allocation
2014	UNIFIED SCH GEN VTA	22,907.60	.3270953445	22,907.60	.3270953445	1,491.85	24,399.45
2015	VTA COM COLLEGE GEN	3,645.09	.0520479258	3,645.09	.0520479258	237.38	3,882.47
2019	VTA COLLEGE CHILD CTR	18.37	.0002629157	18.37	.0002629157	1.20	19.57
4001	COUNTY GENERAL FUND	18,035.43	.2982490527	18,035.43	.2982490527	1,360.29	19,395.72
4002	E.R.A.F.	1,727.31		1,727.31			1,727.31
4004	E.R.A.F. 93-94 SHIFT	2,851.53		2,851.53			2,851.53
4005	VTA. CO. OFFICE EDUCATION	914.62	.0130597122	914.62	.0130597122	59.56	974.18
4401	* COUNTY LIBRARY	1,178.14	.0179912105	1,178.14	.0179912105	82.06	1,260.20
6100	* COUNTY FLOOD ZN ADM	180.44	.0027233369	180.44	.0027233369	12.42	192.86
6110	* COUNTY FLOOD ZN #1	1,830.05	.0277938604	1,830.05	.0277938604	126.76	1,956.81
7580	VENTURA PORT	679.93	.0097091025	679.93	.0097091025	44.28	724.21
8080	CITY SAN BUENAVENTURA	13,769.59	.2125788864	13,769.59	.2125788864	969.55	14,739.14
8604	CASITAS MUN WTR	2,295.23	.0384886524	2,295.23	.0384886524	175.54	2,470.77
TRA 05027	Totals:	70,033.33	1.0000000000	70,033.33	1.0000000000	4,560.89	74,594.22

*** Gross Assessed Valuation Information(Assessed valuations Minus Local Exemptions) ***

	Prior Year A/V	Transfers	Current Year AVI	A/V
Secured	7,006,094			7,462,183
Unsecured				
State Assessed				
	7,006,094		456,089	7,462,183

Fund NO.	Description	Prior Year Allocation	Prior Year Factor	Adjusted Prior Year Allocation	Adjusted Prior Year Factor	Annual Tax Increment	Current Year Allocation
2014	UNIFIED SCH GEN VTA	186,099.38	.3007018839	186,099.38	.3007018839	2,648.99	188,748.37
2015	VTA COM COLLEGE GEN	29,612.61	.0478484149	29,612.61	.0478484149	421.51	30,034.12
2019	VTA COLLEGE CHILD CTR	152.97	.0002471958	152.97	.0002471958	2.18	155.15
4001	COUNTY GENERAL FUND	109,086.03	.1762664374	109,086.03	.1762664374	1,552.79	110,638.82
4002	E.R.A.F.	45,545.45	.0736235620	45,545.45	.0736235620	648.58	46,194.03
4004	E.R.A.F. 93-94 SHIFT	59,466.39	.0960854053	59,466.39	.0960854053	846.45	60,312.84
4005	VTA. CO. OFFICE EDUCATION	7,444.70	.0120292361	7,444.70	.0120292361	105.97	7,550.67
4401	* COUNTY LIBRARY	8,503.17	.0137393097	8,503.17	.0137393097	121.03	8,624.20
6100	* COUNTY FLOOD ZN ADM	1,334.65	.0021565759	1,334.65	.0021565759	19.00	1,353.65
6120	* COUNTY FLOOD ZN #2	13,153.05	.0212528752	13,153.05	.0212528752	187.22	13,340.27
7560	MONTALVO COMM SERV DIST	60,284.69	.0974074299	60,284.69	.0974074299	858.10	61,142.79
7580	VENTURA PORT	5,528.19	.0089325027	5,528.19	.0089325027	78.69	5,606.88
7770	UNITED WTR CONS DIST	3,864.74	.0062270380	3,864.74	.0062270380	54.86	3,919.60
8080	CITY SAN BUENAVENTURA	88,807.34	.1434821332	88,807.34	.1434821332	1,263.98	90,071.32
TRA 05028	Totals:	618,883.36	1.0000000000	618,883.36	1.0000000000	8,809.35	627,692.71

*** Gross Assessed Valuation Information(Assessed valuations Minus Local Exemptions) ***

	Prior Year A/V	Transfers	Current Year AVI	A/V
Secured	57,768,294			58,816,873
Unsecured	3,389,990			3,222,346
State Assessed				
	61,158,284		880,935	62,039,219

Fund NO.	Description	Prior Year Allocation	Prior Year Factor	Adjusted Prior Year Allocation	Adjusted Prior Year Factor	Annual Tax Increment	Current Year Allocation
2014	UNIFIED SCH GEN VTA		.3090002931		.3090002931		
2015	VTA COM COLLEGE GEN		.0489592494		.0489592494		
2019	VTA COLLEGE CHILD CTR		.0002931691		.0002931691		
4001	COUNTY GENERAL FUND		.1585915463		.1585915463		
4002	E.R.A.F.		.0744806802		.0744806802		
4004	E.R.A.F. 93-94 SHIFT		.0908405984		.0908405984		
4005	VTA. CO. OFFICE EDUCATION		.0108707351		.0108707351		
4401	* COUNTY LIBRARY		.0138844043		.0138844043		
6100	* COUNTY FLOOD ZN ADM		.0020449898		.0020449898		
6120	* COUNTY FLOOD ZN #2		.0217414702		.0217414702		
7560	MONTALVO COMM SERV DIST		.0999892369		.0999892369		
7770	UNITED WTR CONS DIST		.0062426004		.0062426004		
8080	CITY SAN BUENAVENTURA		.1630610268		.1630610268		
TRA 05029	Totals:		1.0000000000		1.0000000000		

No Taxable Parcels Within TRA=05029

Fund NO.	Description	Prior Year Allocation	Prior Year Factor	Adjusted Prior Year Allocation	Adjusted Prior Year Factor	Annual Tax Increment	Current Year Allocation
2014	UNIFIED SCH GEN VTA	810,481.68	.3271364120	810,481.68	.3271364120	3,920.69-	806,560.99
2015	VTA COM COLLEGE GEN	128,966.12	.0520548592	128,966.12	.0520548592	623.87-	128,342.25
2019	VTA COLLEGE CHILD CTR	666.69	.0002691027	666.69	.0002691027	3.23-	663.46
4001	COUNTY GENERAL FUND	475,094.67	.1917624452	475,094.67	.1917624452	2,298.24-	472,796.43
4002	E.R.A.F.	160,255.90	.0646790918	160,255.90	.0646790918	775.17-	159,480.73
4004	E.R.A.F. 93-94 SHIFT	263,729.01	.1064498693	263,729.01	.1064498693	1,275.79-	262,453.22
4005	VTA. CO. OFFICE EDUCATION	32,423.84	.0130872902	32,423.84	.0130872902	156.85-	32,266.99
4401	* COUNTY LIBRARY	37,009.24	.0149381339	37,009.24	.0149381339	179.03-	36,830.21
6100	* COUNTY FLOOD ZN ADM	5,813.09	.0023463425	5,813.09	.0023463425	28.12-	5,784.97
6110	* COUNTY FLOOD ZN #1	58,105.85	.0234533934	58,105.85	.0234533934	281.09-	57,824.76
7580	VENTURA PORT	24,075.93	.0097178063	24,075.93	.0097178063	116.47-	23,959.46
8080	CITY SAN BUENAVENTURA	422,574.64	.1705686334	422,574.64	.1705686334	2,044.24-	420,530.40
8604	CASITAS MUN WTR	58,307.06	.0235366201	58,307.06	.0235366201	282.08-	58,024.98
TRA 05030	Totals:	2,477,503.72	1.0000000000	2,477,503.72	1.0000000000	11,984.87-	2,465,518.85

*** Gross Assessed Valuation Information(Assessed valuations Minus Local Exemptions) ***

	Prior Year A/V	Transfers	Current Year AVI	A/V
Secured	245,367,559		244,008,413	
Unsecured	2,985,031		3,145,690	
State Assessed				
	248,352,590		1,198,487-	247,154,103

Fund NO.	Description	Prior Year Allocation	Prior Year Factor	Adjusted Prior Year Allocation	Adjusted Prior Year Factor	Annual Tax Increment	Current Year Allocation
2014	UNIFIED SCH GEN VTA	1,190.41	.3588397779	1,190.41	.3588397779	23.79	1,214.20
2015	VTA COM COLLEGE GEN	189.42	.0570996846	189.42	.0570996846	3.79	193.21
2019	VTA COLLEGE CHILD CTR	.98	.0002958119	.98	.0002958119	.02	1.00
4001	COUNTY GENERAL FUND	603.91	.1820322275	603.91	.1820322275	12.07	615.98
4002	E.R.A.F.	182.06	.0548770982	182.06	.0548770982	3.64	185.70
4004	E.R.A.F. 93-94 SHIFT	341.63	.1029825031	341.63	.1029825031	6.83	348.46
4005	VTA. CO. OFFICE EDUCATION	47.51	.0143228906	47.51	.0143228906	.95	48.46
4401	* COUNTY LIBRARY	54.32	.0163775839	54.32	.0163775839	1.09	55.41
6100	* COUNTY FLOOD ZN ADM	8.54	.0025743627	8.54	.0025743627	.17	8.71
6120	* COUNTY FLOOD ZN #2	84.14	.0253598711	84.14	.0253598711	1.68	85.82
7580	VENTURA PORT	.68	.0002078678	.68	.0002078678	.01	.69
7770	UNITED WTR CONS DIST	20.87	.0062919983	20.87	.0062919983	.42	21.29
8080	CITY SAN BUENAVENTURA	592.94	.1787383224	592.94	.1787383224	11.85	604.79
TRA 05031	Totals:	3,317.41	1.0000000000	3,317.41	1.0000000000	66.31	3,383.72

*** Gross Assessed Valuation Information(Assessed valuations Minus Local Exemptions) ***

	Prior Year A/V	Transfers	Current Year AVI	A/V
Secured	331,582			338,213
Unsecured				
State Assessed				
	331,582		6,631	338,213

Fund NO.	Description	Prior Year Allocation	Prior Year Factor	Adjusted Prior Year Allocation	Adjusted Prior Year Factor	Annual Tax Increment	Current Year Allocation
2014	UNIFIED SCH GEN VTA	178,744.75	.3270744938	178,744.75	.3270744938	4,102.69	182,847.44
2015	VTA COM COLLEGE GEN	28,442.28	.0520448967	28,442.28	.0520448967	652.83	29,095.11
2019	VTA COLLEGE CHILD CTR	147.06	.0002690366	147.06	.0002690366	3.37	150.43
4001	COUNTY GENERAL FUND	151,527.36	.2982369254	151,527.36	.2982369254	3,740.95	155,268.31
4002	E.R.A.F.	6,967.65		6,967.65			6,967.65
4004	E.R.A.F. 93-94 SHIFT	11,447.78		11,447.78			11,447.78
4005	VTA. CO. OFFICE EDUCATION	7,150.24	.0130837946	7,150.24	.0130837946	164.12	7,314.36
4401	* COUNTY LIBRARY	9,502.97	.0179901099	9,502.97	.0179901099	225.66	9,728.63
6100	* COUNTY FLOOD ZN ADM	1,450.99	.0027309149	1,450.99	.0027309149	34.26	1,485.25
6110	* COUNTY FLOOD ZN #1	14,722.76	.0277958377	14,722.76	.0277958377	348.66	15,071.42
7580	VENTURA PORT	5,309.64	.0097158362	5,309.64	.0097158362	121.87	5,431.51
8080	CITY SAN BUENAVENTURA	111,658.56	.2125764047	111,658.56	.2125764047	2,666.47	114,325.03
8604	CASITAS MUN WTR	19,423.44	.0384817495	19,423.44	.0384817495	482.70	19,906.14
TRA 05032	Totals:	546,495.48	1.0000000000	546,495.48	1.0000000000	12,543.58	559,039.06

*** Gross Assessed Valuation Information(Assessed valuations Minus Local Exemptions) ***

	Prior Year A/V	Transfers	Current Year AVI	A/V
Secured	52,301,789		53,499,427	
Unsecured	1,650,310		1,707,030	
State Assessed				
	53,952,099		1,254,358	55,206,457

Fund NO.	Description	Prior Year Allocation	Prior Year Factor	Adjusted Prior Year Allocation	Adjusted Prior Year Factor	Annual Tax Increment	Current Year Allocation
2014	UNIFIED SCH GEN VTA	404,422.51	.3331265937	404,422.51	.3331265937	1,726.37	406,148.88
2015	VTA COM COLLEGE GEN	64,352.77	.0530079912	64,352.77	.0530079912	274.70	64,627.47
2019	VTA COLLEGE CHILD CTR	332.64	.0002740029	332.64	.0002740029	1.42	334.06
4001	COUNTY GENERAL FUND	330,702.38	.3037476219	330,702.38	.3037476219	1,574.13	332,276.51
4002	E.R.A.F.	22,557.65		22,557.65			22,557.65
4004	E.R.A.F. 93-94 SHIFT	37,337.24		37,337.24			37,337.24
4005	VTA. CO. OFFICE EDUCATION	16,178.72	.0133265839	16,178.72	.0133265839	69.06	16,247.78
4401	* COUNTY LIBRARY	21,153.09	.0183233227	21,153.09	.0183233227	94.96	21,248.05
6100	* COUNTY FLOOD ZN ADM	3,239.17	.0027814823	3,239.17	.0027814823	14.41	3,253.58
6110	* COUNTY FLOOD ZN #1	32,816.42	.0283104616	32,816.42	.0283104616	146.71	32,963.13
7580	VENTURA PORT	12,013.48	.0098956085	12,013.48	.0098956085	51.28	12,064.76
8080	CITY SAN BUENAVENTURA	226,669.93	.1980080438	226,669.93	.1980080438	1,026.14	227,696.07
8604	CASITAS MUN WTR	42,244.53	.0391982875	42,244.53	.0391982875	203.14	42,447.67
TRA 05033	Totals:	1,214,020.53	1.0000000000	1,214,020.53	1.0000000000	5,182.32	1,219,202.85

*** Gross Assessed Valuation Information(Assessed valuations Minus Local Exemptions) ***

	Prior Year A/V	Transfers	Current Year AVI	A/V
Secured	113,137,202		115,495,694	
Unsecured	6,680,690		4,840,430	
State Assessed				
	119,817,892		518,232	120,336,124

Fund NO.	Description	Prior Year Allocation	Prior Year Factor	Adjusted Prior Year Allocation	Adjusted Prior Year Factor	Annual Tax Increment	Current Year Allocation
2014	UNIFIED SCH GEN VTA	43,149.49	.3388131293	43,149.49	.3388131293	5,026.98	48,176.47
2015	VTA COM COLLEGE GEN	6,866.06	.0539128802	6,866.06	.0539128802	799.91	7,665.97
2019	VTA COLLEGE CHILD CTR	35.48	.0002785805	35.48	.0002785805	4.13	39.61
4001	COUNTY GENERAL FUND	21,817.82	.1713120778	21,817.82	.1713120778	2,541.75	24,359.57
4002	E.R.A.F.	8,211.46	.0644608838	8,211.46	.0644608838	956.41	9,167.87
4004	E.R.A.F. 93-94 SHIFT	12,605.13	.0989777017	12,605.13	.0989777017	1,468.54	14,073.67
4005	VTA. CO. OFFICE EDUCATION	1,700.60	.0133531723	1,700.60	.0133531723	198.12	1,898.72
4401	* COUNTY LIBRARY	1,970.12	.0154697478	1,970.12	.0154697478	229.53	2,199.65
6100	* COUNTY FLOOD ZN ADM	309.49	.0024300441	309.49	.0024300441	36.05	345.54
6110	* COUNTY FLOOD ZN #1	3,093.52	.0242904909	3,093.52	.0242904909	360.40	3,453.92
7580	VENTURA PORT	1,281.76	.0100645793	1,281.76	.0100645793	149.33	1,431.09
8080	CITY SAN BUENAVENTURA	23,210.29	.1822600496	23,210.29	.1822600496	2,704.20	25,914.49
8604	CASITAS MUN WTR	3,103.72	.0243766627	3,103.72	.0243766627	361.68	3,465.40
TRA 05034	Totals:	127,354.94	1.0000000000	127,354.94	1.0000000000	14,837.03	142,191.97

*** Gross Assessed Valuation Information(Assessed valuations Minus Local Exemptions) ***

	Prior Year A/V	Transfers	Current Year AVI	A/V
Secured	12,574,665			13,959,368
Unsecured	68,200			167,200
State Assessed				
	12,642,865		1,483,703	14,126,568

Fund NO.	Description	Prior Year Allocation	Prior Year Factor	Adjusted Prior Year Allocation	Adjusted Prior Year Factor	Annual Tax Increment	Current Year Allocation
2014	UNIFIED SCH GEN VTA	1,726.05	.3599992139	1,726.05	.3599992139	13.23-	1,712.82
2015	VTA COM COLLEGE GEN	274.63	.0572815343	274.63	.0572815343	2.11-	272.52
2019	VTA COLLEGE CHILD CTR	1.42	.0002947591	1.42	.0002947591	.01-	1.41
4001	COUNTY GENERAL FUND	872.91	.1820746458	872.91	.1820746458	6.71-	866.20
4002	E.R.A.F.	262.52	.0547599875	262.52	.0547599875	2.01-	260.51
4004	E.R.A.F. 93-94 SHIFT	494.11	.1030560142	494.11	.1030560142	3.79-	490.32
4005	VTA. CO. OFFICE EDUCATION	67.95	.0141676919	67.95	.0141676919	.52-	67.43
4401	* COUNTY LIBRARY	78.78	.0164306978	78.78	.0164306978	.60-	78.18
6100	* COUNTY FLOOD ZN ADM	12.40	.0025824330	12.40	.0025824330	.09-	12.31
6120	* COUNTY FLOOD ZN #2	121.95	.0254372898	121.95	.0254372898	.93-	121.02
7770	UNITED WTR CONS DIST	30.63	.0063842265	30.63	.0063842265	.23-	30.40
8080	CITY SAN BUENAVENTURA	851.24	.1775315062	851.24	.1775315062	6.52-	844.72
TRA 05035	Totals:	4,794.59	1.0000000000	4,794.59	1.0000000000	36.75-	4,757.84

*** Gross Assessed Valuation Information(Assessed valuations Minus Local Exemptions) ***

	Prior Year	Current Year
Secured	466,359	475,684
Unsecured	13,000	
State Assessed		
	479,359	3,675-
		475,684

Fund NO.	Description	Prior Year Allocation	Prior Year Factor	Adjusted Prior Year Allocation	Adjusted Prior Year Factor	Annual Tax Increment	Current Year Allocation
2014	UNIFIED SCH GEN VTA		.3331557855		.3331557855		
2015	VTA COM COLLEGE GEN		.0530107036		.0530107036		
2019	VTA COLLEGE CHILD CTR		.0002663217		.0002663217		
4001	COUNTY GENERAL FUND		.0239639025		.0239639025		
4002	E.R.A.F.		.0642399424		.0642399424		
4004	E.R.A.F. 93-94 SHIFT		.1064421947		.1064421947		
4005	VTA. CO. OFFICE EDUCATION		.0132863155		.0132863155		
4401	* COUNTY LIBRARY		.0152125280		.0152125280		
6100	* COUNTY FLOOD ZN ADM		.0023812232		.0023812232		
6110	* COUNTY FLOOD ZN #1		.0238729003		.0238729003		
7580	VENTURA PORT		.0098919495		.0098919495		
8080	CITY SAN BUENAVENTURA		.1589656088		.1589656088		
8604	CASITAS MUN WTR		.1953106243		.1953106243		
TRA 05036	Totals:		1.0000000000		1.0000000000		

Fund NO.	Description	Prior Year Allocation	Prior Year Factor	Adjusted Prior Year Allocation	Adjusted Prior Year Factor	Annual Tax Increment	Current Year Allocation
2014	UNIFIED SCH GEN VTA	4,703.73	.3134849640	4,703.73	.3134849640	92.46	4,796.19
2015	VTA COM COLLEGE GEN	748.45	.0498798976	748.45	.0498798976	14.71	763.16
2019	VTA COLLEGE CHILD CTR	3.82	.0002565985	3.82	.0002565985	.08	3.90
4001	COUNTY GENERAL FUND	2,378.86	.1585389827	2,378.86	.1585389827	46.78	2,425.64
4002	E.R.A.F.	1,118.43	.0745337334	1,118.43	.0745337334	21.98	1,140.41
4004	E.R.A.F. 93-94 SHIFT	1,346.41	.0897333718	1,346.41	.0897333718	26.47	1,372.88
4005	VTA. CO. OFFICE EDUCATION	185.20	.0123427006	185.20	.0123427006	3.64	188.84
4401	* COUNTY LIBRARY	214.90	.0143211945	214.90	.0143211945	4.22	219.12
6100	* COUNTY FLOOD ZN ADM	33.70	.0022468555	33.70	.0022468555	.66	34.36
6120	* COUNTY FLOOD ZN #2	332.43	.0221548846	332.43	.0221548846	6.53	338.96
7560	MONTALVO COMM SERV DIST	1,522.78	.1014880170	1,522.78	.1014880170	29.93	1,552.71
7770	UNITED WTR CONS DIST	96.25	.0064190659	96.25	.0064190659	1.89	98.14
8080	CITY SAN BUENAVENTURA	2,319.68	.1545997339	2,319.68	.1545997339	45.60	2,365.28
TRA 05037	Totals:	15,004.64	1.0000000000	15,004.64	1.0000000000	294.95	15,299.59

*** Gross Assessed Valuation Information(Assessed valuations Minus Local Exemptions) ***

	Prior Year A/V	Transfers	Current Year AVI	A/V
Secured	1,474,793			1,504,288
Unsecured				
State Assessed				
	1,474,793		29,495	1,504,288

Fund NO.	Description	Prior Year Allocation	Prior Year Factor	Adjusted Prior Year Allocation	Adjusted Prior Year Factor	Annual Tax Increment	Current Year Allocation
2014	UNIFIED SCH GEN VTA	1,330.45	.3387716656	1,330.45	.3387716656	142.28	1,472.73
2015	VTA COM COLLEGE GEN	211.61	.0538812969	211.61	.0538812969	22.63	234.24
2019	VTA COLLEGE CHILD CTR	.91	.0002266671	.91	.0002266671	.10	1.01
4001	COUNTY GENERAL FUND	674.29	.1717242941	674.29	.1717242941	72.12	746.41
4002	E.R.A.F.	253.06	.0644685874	253.06	.0644685874	27.08	280.14
4004	E.R.A.F. 93-94 SHIFT	389.42	.0991585584	389.42	.0991585584	41.65	431.07
4005	VTA. CO. OFFICE EDUCATION	51.33	.0130638906	51.33	.0130638906	5.49	56.82
4401	* COUNTY LIBRARY	60.56	.0154226486	60.56	.0154226486	6.48	67.04
6100	* COUNTY FLOOD ZN ADM	9.49	.0024146749	9.49	.0024146749	1.01	10.50
6110	* COUNTY FLOOD ZN #1	95.32	.0242711231	95.32	.0242711231	10.19	105.51
7580	VENTURA PORT	39.43	.0100388356	39.43	.0100388356	4.22	43.65
8080	CITY SAN BUENAVENTURA	715.73	.1822183806	715.73	.1822183806	76.53	792.26
8604	CASITAS MUN WTR	95.65	.0243393771	95.65	.0243393771	10.22	105.87
TRA 05038	Totals:	3,927.25	1.0000000000	3,927.25	1.0000000000	420.00	4,347.25

*** Gross Assessed Valuation Information(Assessed valuations Minus Local Exemptions) ***

	Prior Year A/V	Transfers	Current Year AVI	A/V
Secured	390,000			410,000
Unsecured				22,000
State Assessed				
	390,000		42,000	432,000

Fund NO.	Description	Prior Year Allocation	Prior Year Factor	Adjusted Prior Year Allocation	Adjusted Prior Year Factor	Annual Tax Increment	Current Year Allocation
2014	UNIFIED SCH GEN VTA		.3380614657		.3380614657		
2015	VTA COM COLLEGE GEN		.0520094563		.0520094563		
4001	COUNTY GENERAL FUND		.2047130959		.2047130959		
4002	E.R.A.F.		.0636042403		.0636042403		
4004	E.R.A.F. 93-94 SHIFT		.1095406360		.1095406360		
4005	VTA. CO. OFFICE EDUCATION		.0035335689		.0035335689		
4401	* COUNTY LIBRARY		.0106007067		.0106007067		
6100	* COUNTY FLOOD ZN ADM		.0017667845		.0017667845		
6110	* COUNTY FLOOD ZN #1		.0247349823		.0247349823		
7580	VENTURA PORT		.0094562648		.0094562648		
8080	CITY SAN BUENAVENTURA		.1590106007		.1590106007		
8604	CASITAS MUN WTR		.0229681979		.0229681979		
TRA 05039 Totals:			1.0000000000		1.0000000000		

No Taxable Parcels Within TRA=05039

Fund NO.	Description	Prior Year Allocation	Prior Year Factor	Adjusted Prior Year Allocation	Adjusted Prior Year Factor	Annual Tax Increment	Current Year Allocation
2014	UNIFIED SCH GEN VTA	835,011.53	.3600469227	835,011.53	.3600469227	30,558.64	865,570.17
2015	VTA COM COLLEGE GEN	132,870.67	.0572922355	132,870.67	.0572922355	4,862.62	137,733.29
2019	VTA COLLEGE CHILD CTR	687.16	.0002963007	687.16	.0002963007	25.15	712.31
4001	COUNTY GENERAL FUND	422,220.29	.1820474717	422,220.29	.1820474717	15,451.09	437,671.38
4002	E.R.A.F.	127,036.02	.0547381333	127,036.02	.0547381333	4,645.85	131,681.87
4004	E.R.A.F. 93-94 SHIFT	238,897.00	.1030133276	238,897.00	.1030133276	8,743.16	247,640.16
4005	VTA. CO. OFFICE EDUCATION	33,399.47	.0144014626	33,399.47	.0144014626	1,222.31	34,621.78
4401	* COUNTY LIBRARY	38,104.43	.0164299458	38,104.43	.0164299458	1,394.48	39,498.91
6100	* COUNTY FLOOD ZN ADM	5,987.24	.0025816158	5,987.24	.0025816158	219.11	6,206.35
6120	* COUNTY FLOOD ZN #2	59,008.35	.0254436869	59,008.35	.0254436869	2,159.51	61,167.86
7770	UNITED WTR CONS DIST	14,792.42	.0063828438	14,792.42	.0063828438	541.74	15,334.16
8080	CITY SAN BUENAVENTURA	411,159.59	.1773260536	411,159.59	.1773260536	15,050.38	426,209.97
TRA 05040	Totals:	2,319,174.17	1.0000000000	2,319,174.17	1.0000000000	84,874.04	2,404,048.21

*** Gross Assessed Valuation Information(Assessed valuations Minus Local Exemptions) ***

	Prior Year	Transfers	Current Year	AVI	A/V
Secured	231,651,580		240,150,284		
Unsecured	45,800		34,500		
State Assessed					
	231,697,380		8,487,404	240,184,784	

Fund NO.	Description	Prior Year Allocation	Prior Year Factor	Adjusted Prior Year Allocation	Adjusted Prior Year Factor	Annual Tax Increment	Current Year Allocation
2014	UNIFIED SCH GEN VTA	474.94	.3078234595	474.94	.3078234595	8.63	483.57
2015	VTA COM COLLEGE GEN	75.61	.0489802525	75.61	.0489802525	1.37	76.98
2019	VTA COLLEGE CHILD CTR	.42	.0002589834	.42	.0002589834	.01	.43
4001	COUNTY GENERAL FUND	243.87	.1581240344	243.87	.1581240344	4.43	248.30
4002	E.R.A.F.	112.49	.0729205267	112.49	.0729205267	2.04	114.53
4004	E.R.A.F. 93-94 SHIFT	141.86	.0919295547	141.86	.0919295547	2.58	144.44
4005	VTA. CO. OFFICE EDUCATION	18.80	.0122003826	18.80	.0122003826	.34	19.14
4401	* COUNTY LIBRARY	21.72	.0140571664	21.72	.0140571664	.39	22.11
6100	* COUNTY FLOOD ZN ADM	3.38	.0022035046	3.38	.0022035046	.06	3.44
6120	* COUNTY FLOOD ZN #2	33.56	.0217393378	33.56	.0217393378	.61	34.17
7560	MONTALVO COMM SERV DIST	139.14	.0901759256	139.14	.0901759256	2.53	141.67
7580	VENTURA PORT	1.40	.0008848602	1.40	.0008848602	.02	1.42
7770	UNITED WTR CONS DIST	9.73	.0062924341	9.73	.0062924341	.18	9.91
8080	CITY SAN BUENAVENTURA	266.03	.1724095775	266.03	.1724095775	4.83	270.86
TRA 05041	Totals:	1,542.95	1.0000000000	1,542.95	1.0000000000	28.02	1,570.97

*** Gross Assessed Valuation Information(Assessed valuations Minus Local Exemptions) ***

	Prior Year A/V	Transfers	Current Year AVI	A/V
Secured	140,152			142,954
Unsecured				
State Assessed				
	140,152		2,802	142,954

Fund NO.	Description	Prior Year Allocation	Prior Year Factor	Adjusted Prior Year Allocation	Adjusted Prior Year Factor	Annual Tax Increment	Current Year Allocation
2014	UNIFIED SCH GEN VTA	146.15	.2685602142	146.15	.2685602142	473.21	619.36
2015	VTA COM COLLEGE GEN	23.26	.0427341325	23.26	.0427341325	75.30	98.56
2019	VTA COLLEGE CHILD CTR	.07	.0002129861	.07	.0002129861	.38	.45
4001	COUNTY GENERAL FUND	85.89	.1574658589	85.89	.1574658589	277.45	363.34
4002	E.R.A.F.	45.94	.0844074538	45.94	.0844074538	148.73	194.67
4004	E.R.A.F. 93-94 SHIFT	54.91	.1009231420	54.91	.1009231420	177.83	232.74
4005	VTA. CO. OFFICE EDUCATION	5.81	.0106877760	5.81	.0106877760	18.83	24.64
4401	* COUNTY LIBRARY	6.67	.0122850700	6.67	.0122850700	21.65	28.32
6100	* COUNTY FLOOD ZN ADM	1.02	.0019227324	1.02	.0019227324	3.39	4.41
6120	* COUNTY FLOOD ZN #2	10.32	.0189765331	10.32	.0189765331	33.44	43.76
7081	SATICOY SAN	24.85	.0456320535	24.85	.0456320535	80.41	105.26
7580	VENTURA PORT	4.32	.0079717641	4.32	.0079717641	14.05	18.37
7770	UNITED WTR CONS DIST	3.32	.0061190454	3.32	.0061190454	10.78	14.10
8080	CITY SAN BUENAVENTURA	131.77	.2421012380	131.77	.2421012380	426.59	558.36
TRA 05042	Totals:	544.30	1.0000000000	544.30	1.0000000000	1,762.04	2,306.34

*** Gross Assessed Valuation Information(Assessed valuations Minus Local Exemptions) ***

	Prior Year A/V	Transfers	Current Year AVI	A/V
Secured	40,179			216,383
Unsecured				
State Assessed				
	40,179		176,204	216,383

Fund NO.	Description	Prior Year Allocation	Prior Year Factor	Adjusted Prior Year Allocation	Adjusted Prior Year Factor	Annual Tax Increment	Current Year Allocation
2014	UNIFIED SCH GEN VTA		.3090211132		.3090211132		
2015	VTA COM COLLEGE GEN		.0489443378		.0489443378		
2019	VTA COLLEGE CHILD CTR		.0009596928		.0009596928		
4001	COUNTY GENERAL FUND		.2269428956		.2269428956		
4002	E.R.A.F.		.0079550772		.0079550772		
4004	E.R.A.F. 93-94 SHIFT		.0921853065		.0921853065		
4005	VTA. CO. OFFICE EDUCATION		.0079550772		.0079550772		
4401	* COUNTY LIBRARY		.0135704258		.0135704258		
6100	* COUNTY FLOOD ZN ADM		.0014038372		.0014038372		
6120	* COUNTY FLOOD ZN #2		.0215255030		.0215255030		
7560	MONTALVO COMM SERV DIST		.0996724380		.0996724380		
7770	UNITED WTR CONS DIST		.0060832943		.0060832943		
8080	CITY SAN BUENAVENTURA		.1637810014		.1637810014		
TRA 05043	Totals:		1.0000000000		1.0000000000		

No Taxable Parcels Within TRA=05043

Fund NO.	Description	Prior Year Allocation	Prior Year Factor	Adjusted Prior Year Allocation	Adjusted Prior Year Factor	Annual Tax Increment	Current Year Allocation
2014	UNIFIED SCH GEN VTA	252,187.70	.3592072342	252,187.70	.3592072342	10,137.17	262,324.87
2015	VTA COM COLLEGE GEN	40,128.26	.0571573076	40,128.26	.0571573076	1,613.03	41,741.29
2019	VTA COLLEGE CHILD CTR	206.43	.0002940016	206.43	.0002940016	8.30	214.73
4001	COUNTY GENERAL FUND	127,655.21	.1818251644	127,655.21	.1818251644	5,131.27	132,786.48
4002	E.R.A.F.	38,775.88	.0552218575	38,775.88	.0552218575	1,558.41	40,334.29
4004	E.R.A.F. 93-94 SHIFT	72,310.47	.1029975639	72,310.47	.1029975639	2,906.69	75,217.16
4005	VTA. CO. OFFICE EDUCATION	9,937.10	.0141540605	9,937.10	.0141540605	399.44	10,336.54
4401	* COUNTY LIBRARY	11,509.84	.0163941595	11,509.84	.0163941595	462.66	11,972.50
6100	* COUNTY FLOOD ZN ADM	1,808.07	.0025753351	1,808.07	.0025753351	72.68	1,880.75
6120	* COUNTY FLOOD ZN #2	17,823.23	.0253867803	17,823.23	.0253867803	716.44	18,539.67
7580	VENTURA PORT	45.23	.0000644172	45.23	.0000644172	1.82	47.05
7770	UNITED WTR CONS DIST	4,765.38	.0067875408	4,765.38	.0067875408	191.55	4,956.93
8080	CITY SAN BUENAVENTURA	124,914.57	.1779345774	124,914.57	.1779345774	5,021.48	129,936.05
TRA 05044	Totals:	702,067.37	1.0000000000	702,067.37	1.0000000000	28,220.94	730,288.31

*** Gross Assessed Valuation Information(Assessed valuations Minus Local Exemptions) ***

	Prior Year A/V	Transfers	Current Year AVI	A/V
Secured	70,040,338		72,877,632	
Unsecured	28,300		13,100	
State Assessed				
	70,068,638		2,822,094	72,890,732

Fund NO.	Description	Prior Year Allocation	Prior Year Factor	Adjusted Prior Year Allocation	Adjusted Prior Year Factor	Annual Tax Increment	Current Year Allocation
2014	UNIFIED SCH GEN VTA	41,757.49	.3270742494	41,757.49	.3270742494	376.98	42,134.47
2015	VTA COM COLLEGE GEN	6,644.57	.0520449939	6,644.57	.0520449939	59.99	6,704.56
2019	VTA COLLEGE CHILD CTR	34.29	.0002684581	34.29	.0002684581	.31	34.60
4001	COUNTY GENERAL FUND	31,656.56	.2982350255	31,656.56	.2982350255	343.72	32,000.28
4002	E.R.A.F.	3,902.12		3,902.12			3,902.12
4004	E.R.A.F. 93-94 SHIFT	6,416.10		6,416.10			6,416.10
4005	VTA. CO. OFFICE EDUCATION	1,670.07	.0130810037	1,670.07	.0130810037	15.08	1,685.15
4401	* COUNTY LIBRARY	2,112.62	.0179900862	2,112.62	.0179900862	20.74	2,133.36
6100	* COUNTY FLOOD ZN ADM	325.40	.0027305915	325.40	.0027305915	3.15	328.55
6110	* COUNTY FLOOD ZN #1	3,286.72	.0277965517	3,286.72	.0277965517	32.04	3,318.76
7580	VENTURA PORT	1,240.40	.0097157200	1,240.40	.0097157200	11.20	1,251.60
8080	CITY SAN BUENAVENTURA	24,612.59	.2125767663	24,612.59	.2125767663	245.01	24,857.60
8604	CASITAS MUN WTR	4,010.79	.0384865537	4,010.79	.0384865537	44.36	4,055.15
TRA 05045	Totals:	127,669.72	1.0000000000	127,669.72	1.0000000000	1,152.58	128,822.30

*** Gross Assessed Valuation Information(Assessed valuations Minus Local Exemptions) ***

	Prior Year A/V	Transfers	Current Year AVI	A/V
Secured	11,522,212			11,752,270
Unsecured	1,109,300			994,500
State Assessed				
	12,631,512		115,258	12,746,770

Fund NO.	Description	Prior Year Allocation	Prior Year Factor	Adjusted Prior Year Allocation	Adjusted Prior Year Factor	Annual Tax Increment	Current Year Allocation
2014	UNIFIED SCH GEN VTA	63,156.76	.3523815332	63,156.76	.3523815332	1,968.70	65,125.46
2015	VTA COM COLLEGE GEN	10,045.19	.0560468378	10,045.19	.0560468378	313.12	10,358.31
2019	VTA COLLEGE CHILD CTR	49.16	.0002744404	49.16	.0002744404	1.53	50.69
4001	COUNTY GENERAL FUND	34,182.35	.1907247292	34,182.35	.1907247292	1,065.56	35,247.91
4002	E.R.A.F.	9,806.58	.0547359057	9,806.58	.0547359057	305.80	10,112.38
4004	E.R.A.F. 93-94 SHIFT	19,015.04	.1060920801	19,015.04	.1060920801	592.72	19,607.76
4005	VTA. CO. OFFICE EDUCATION	2,480.81	.0138416613	2,480.81	.0138416613	77.33	2,558.14
4401	* COUNTY LIBRARY	2,875.10	.0160416477	2,875.10	.0160416477	89.62	2,964.72
6100	* COUNTY FLOOD ZN ADM	450.66	.0025143752	450.66	.0025143752	14.05	464.71
6120	* COUNTY FLOOD ZN #2	4,460.63	.0248879043	4,460.63	.0248879043	139.04	4,599.67
7580	VENTURA PORT	819.80	.0045740074	819.80	.0045740074	25.55	845.35
7770	UNITED WTR CONS DIST	1,125.32	.0062754309	1,125.32	.0062754309	35.06	1,160.38
8080	CITY SAN BUENAVENTURA	30,760.92	.1716094468	30,760.92	.1716094468	958.75	31,719.67
TRA 05046	Totals:	179,228.32	1.0000000000	179,228.32	1.0000000000	5,586.83	184,815.15

*** Gross Assessed Valuation Information(Assessed valuations Minus Local Exemptions) ***

	Prior Year A/V	Transfers	Current Year AVI	A/V
Secured	17,782,207			18,338,710
Unsecured	65,700			67,880
State Assessed				
	17,847,907		558,683	18,406,590

Fund NO.	Description	Prior Year Allocation	Prior Year Factor	Adjusted Prior Year Allocation	Adjusted Prior Year Factor	Annual Tax Increment	Current Year Allocation
2014	UNIFIED SCH GEN VTA	617,634.18	.3600355128	617,634.18	.3600355128	17,703.61	635,337.79
2015	VTA COM COLLEGE GEN	98,279.91	.0572899881	98,279.91	.0572899881	2,817.05	101,096.96
2019	VTA COLLEGE CHILD CTR	507.84	.0002960300	507.84	.0002960300	14.56	522.40
4001	COUNTY GENERAL FUND	312,307.20	.1820467805	312,307.20	.1820467805	8,951.57	321,258.77
4002	E.R.A.F.	93,944.91	.0547391808	93,944.91	.0547391808	2,691.63	96,636.54
4004	E.R.A.F. 93-94 SHIFT	176,715.42	.1030145251	176,715.42	.1030145251	5,065.41	181,780.83
4005	VTA. CO. OFFICE EDUCATION	24,706.47	.0144020592	24,706.47	.0144020592	708.18	25,414.65
4401	* COUNTY LIBRARY	28,185.49	.0164299199	28,185.49	.0164299199	807.89	28,993.38
6100	* COUNTY FLOOD ZN ADM	4,429.27	.0025819407	4,429.27	.0025819407	126.96	4,556.23
6120	* COUNTY FLOOD ZN #2	43,648.91	.0254441147	43,648.91	.0254441147	1,251.13	44,900.04
7770	UNITED WTR CONS DIST	10,944.67	.0063827733	10,944.67	.0063827733	313.85	11,258.52
8080	CITY SAN BUENAVENTURA	304,176.99	.1773371749	304,176.99	.1773371749	8,719.99	312,896.98
TRA 05047	Totals:	1,715,481.26	1.0000000000	1,715,481.26	1.0000000000	49,171.83	1,764,653.09

*** Gross Assessed Valuation Information(Assessed valuations Minus Local Exemptions) ***

	Prior Year	Current Year
Secured	170,037,967	174,929,950
Unsecured	82,300	107,500
State Assessed		
	170,120,267	175,037,450

Fund NO.	Description	Prior Year Allocation	Prior Year Factor	Adjusted Prior Year Allocation	Adjusted Prior Year Factor	Annual Tax Increment	Current Year Allocation
2014	UNIFIED SCH GEN VTA	186,384.23	.3600028730	186,384.23	.3600028730	8,955.38	195,339.61
2015	VTA COM COLLEGE GEN	29,658.02	.0572847746	29,658.02	.0572847746	1,425.01	31,083.03
2019	VTA COLLEGE CHILD CTR	153.32	.0002961481	153.32	.0002961481	7.37	160.69
4001	COUNTY GENERAL FUND	94,251.91	.1820484979	94,251.91	.1820484979	4,528.61	98,780.52
4002	E.R.A.F.	28,351.03	.0547606869	28,351.03	.0547606869	1,362.22	29,713.25
4004	E.R.A.F. 93-94 SHIFT	53,348.00	.1030420726	53,348.00	.1030420726	2,563.26	55,911.26
4005	VTA. CO. OFFICE EDUCATION	7,344.97	.0141868272	7,344.97	.0141868272	352.91	7,697.88
4401	* COUNTY LIBRARY	8,506.23	.0164298991	8,506.23	.0164298991	408.71	8,914.94
6100	* COUNTY FLOOD ZN ADM	1,336.69	.0025818221	1,336.69	.0025818221	64.23	1,400.92
6120	* COUNTY FLOOD ZN #2	13,173.07	.0254439431	13,173.07	.0254439431	632.94	13,806.01
7770	UNITED WTR CONS DIST	3,304.88	.0063833067	3,304.88	.0063833067	158.79	3,463.67
8080	CITY SAN BUENAVENTURA	91,917.57	.1775391487	91,917.57	.1775391487	4,416.44	96,334.01
TRA 05048	Totals:	517,729.92	1.0000000000	517,729.92	1.0000000000	24,875.87	542,605.79

*** Gross Assessed Valuation Information(Assessed valuations Minus Local Exemptions) ***

	Prior Year	Transfers	Current Year	
	A/V		AVI	A/V
Secured	51,439,289			53,926,876
Unsecured				
State Assessed				
	51,439,289		2,487,587	53,926,876

Fund NO.	Description	Prior Year Allocation	Prior Year Factor	Adjusted Prior Year Allocation	Adjusted Prior Year Factor	Annual Tax Increment	Current Year Allocation
2014	UNIFIED SCH GEN VTA	438,347.24	.3600031980	438,347.24	.3600031980	31,982.42	470,329.66
2015	VTA COM COLLEGE GEN	69,750.80	.0572844993	69,750.80	.0572844993	5,089.11	74,839.91
2019	VTA COLLEGE CHILD CTR	360.03	.0002957071	360.03	.0002957071	26.27	386.30
4001	COUNTY GENERAL FUND	221,668.65	.1820483061	221,668.65	.1820483061	16,173.04	237,841.69
4002	E.R.A.F.	66,690.53	.0547607178	66,690.53	.0547607178	4,864.90	71,555.43
4004	E.R.A.F. 93-94 SHIFT	125,464.77	.1030419958	125,464.77	.1030419958	9,154.18	134,618.95
4005	VTA. CO. OFFICE EDUCATION	17,274.60	.0141871955	17,274.60	.0141871955	1,260.38	18,534.98
4401	* COUNTY LIBRARY	20,005.37	.0164298095	20,005.37	.0164298095	1,459.61	21,464.98
6100	* COUNTY FLOOD ZN ADM	3,143.80	.0025819210	3,143.80	.0025819210	229.38	3,373.18
6120	* COUNTY FLOOD ZN #2	30,981.00	.0254438783	30,981.00	.0254438783	2,260.42	33,241.42
7770	UNITED WTR CONS DIST	7,770.95	.0063833383	7,770.95	.0063833383	567.09	8,338.04
8080	CITY SAN BUENAVENTURA	216,162.65	.1775394333	216,162.65	.1775394333	15,772.47	231,935.12
TRA 05049	Totals:	1,217,620.39	1.0000000000	1,217,620.39	1.0000000000	88,839.27	1,306,459.66

*** Gross Assessed Valuation Information(Assessed valuations Minus Local Exemptions) ***

	Prior Year	Transfers	Current Year	AVI	A/V
Secured	111,400,720		118,382,857		
Unsecured	9,781,570		11,683,360		
State Assessed	4,792		4,792		
	121,187,082		8,883,927		130,071,009

Fund NO.	Description	Prior Year Allocation	Prior Year Factor	Adjusted Prior Year Allocation	Adjusted Prior Year Factor	Annual Tax Increment	Current Year Allocation
2014	UNIFIED SCH GEN VTA	226,849.49	.3052496268	226,849.49	.3052496268	6,241.60	233,091.09
2015	VTA COM COLLEGE GEN	36,105.33	.0485636785	36,105.33	.0485636785	993.01	37,098.34
2019	VTA COLLEGE CHILD CTR	187.97	.0002396592	187.97	.0002396592	4.90	192.87
4001	COUNTY GENERAL FUND	72,584.87	.1657204371	72,584.87	.1657204371	3,388.57	75,973.44
4002	E.R.A.F.	42,748.22	.0741730258	42,748.22	.0741730258	1,516.66	44,264.88
4004	E.R.A.F. 93-94 SHIFT	47,695.43	.0928531482	47,695.43	.0928531482	1,898.62	49,594.05
4005	VTA. CO. OFFICE EDUCATION	8,965.90	.0120321116	8,965.90	.0120321116	246.03	9,211.93
4401	* COUNTY LIBRARY	368.59	.0139346615	368.59	.0139346615	284.93	653.52
6100	* COUNTY FLOOD ZN ADM	1,023.99	.0021803799	1,023.99	.0021803799	44.58	1,068.57
6120	* COUNTY FLOOD ZN #2	10,097.84	.0215709507	10,097.84	.0215709507	441.07	10,538.91
7560	MONTALVO COMM SERV DIST	63,100.30	.0988594812	63,100.30	.0988594812	2,021.43	65,121.73
7580	VENTURA PORT	102.95	.0041613560	102.95	.0041613560	85.09	188.04
7770	UNITED WTR CONS DIST	3,183.48	.0062964602	3,183.48	.0062964602	128.75	3,312.23
8080	CITY SAN BUENAVENTURA	120,702.24	.1541650233	120,702.24	.1541650233	3,152.29	123,854.53
TRA 05050	Totals:	633,716.60	1.0000000000	633,716.60	1.0000000000	20,447.53	654,164.13

*** Gross Assessed Valuation Information(Assessed valuations Minus Local Exemptions) ***

	Prior Year A/V	Transfers	Current Year AVI	A/V
Secured	60,813,532			62,198,055
Unsecured	2,510,210			3,170,440
State Assessed				
	63,323,742		2,044,753	65,368,495

Fund NO.	Description	Prior Year Allocation	Prior Year Factor	Adjusted Prior Year Allocation	Adjusted Prior Year Factor	Annual Tax Increment	Current Year Allocation
2014	UNIFIED SCH GEN VTA	2,420.92	.3599997335	2,420.92	.3599997335	48.04	2,468.96
2015	VTA COM COLLEGE GEN	385.23	.0572831314	385.23	.0572831314	7.64	392.87
2019	VTA COLLEGE CHILD CTR	1.97	.0002931105	1.97	.0002931105	.04	2.01
4001	COUNTY GENERAL FUND	1,224.25	.1820582612	1,224.25	.1820582612	24.30	1,248.55
4002	E.R.A.F.	368.26	.0547588620	368.26	.0547588620	7.31	375.57
4004	E.R.A.F. 93-94 SHIFT	692.98	.1030512263	692.98	.1030512263	13.75	706.73
4005	VTA. CO. OFFICE EDUCATION	95.26	.0141685458	95.26	.0141685458	1.89	97.15
4401	* COUNTY LIBRARY	110.47	.0164257570	110.47	.0164257570	2.19	112.66
6100	* COUNTY FLOOD ZN ADM	17.36	.0025804819	17.36	.0025804819	.34	17.70
6120	* COUNTY FLOOD ZN #2	171.11	.0254432802	171.11	.0254432802	3.40	174.51
7770	UNITED WTR CONS DIST	42.90	.0063813889	42.90	.0063813889	.85	43.75
8080	CITY SAN BUENAVENTURA	1,194.01	.1775562213	1,194.01	.1775562213	23.69	1,217.70
TRA 05051	Totals:	6,724.72	1.0000000000	6,724.72	1.0000000000	133.44	6,858.16

*** Gross Assessed Valuation Information(Assessed valuations Minus Local Exemptions) ***

	Prior Year	Transfers	Current Year
Secured	A/V		AVI
Unsecured	667,274		680,618
State Assessed			
	667,274		13,344
			680,618

Fund NO.	Description	Prior Year Allocation	Prior Year Factor	Adjusted Prior Year Allocation	Adjusted Prior Year Factor	Annual Tax Increment	Current Year Allocation
2014	UNIFIED SCH GEN VTA	147,447.67	.3600031806	147,447.67	.3600031806	10,058.46	157,506.13
2015	VTA COM COLLEGE GEN	23,462.14	.0572843751	23,462.14	.0572843751	1,600.52	25,062.66
2019	VTA COLLEGE CHILD CTR	121.29	.0002961484	121.29	.0002961484	8.27	129.56
4001	COUNTY GENERAL FUND	74,553.28	.1820267802	74,553.28	.1820267802	5,085.83	79,639.11
4002	E.R.A.F.	22,428.54	.0547612400	22,428.54	.0547612400	1,530.02	23,958.56
4004	E.R.A.F. 93-94 SHIFT	42,200.82	.1030360644	42,200.82	.1030360644	2,878.82	45,079.64
4005	VTA. CO. OFFICE EDUCATION	5,810.78	.0141874090	5,810.78	.0141874090	396.39	6,207.17
4401	* COUNTY LIBRARY	6,729.15	.0164296264	6,729.15	.0164296264	459.04	7,188.19
6100	* COUNTY FLOOD ZN ADM	1,057.56	.0025820761	1,057.56	.0025820761	72.14	1,129.70
6120	* COUNTY FLOOD ZN #2	10,421.22	.0254440417	10,421.22	.0254440417	710.90	11,132.12
7770	UNITED WTR CONS DIST	2,614.49	.0063834067	2,614.49	.0063834067	178.35	2,792.84
8080	CITY SAN BUENAVENTURA	72,726.37	.1775656514	72,726.37	.1775656514	4,961.17	77,687.54
TRA 05052	Totals:	409,573.31	1.0000000000	409,573.31	1.0000000000	27,939.91	437,513.22

*** Gross Assessed Valuation Information(Assessed valuations Minus Local Exemptions) ***

	Prior Year	Transfers	Current Year	
	A/V		AVI	A/V
Secured	38,222,166			41,273,487
Unsecured	2,504,740			2,247,410
State Assessed				
	40,726,906		2,793,991	43,520,897

Fund NO.	Description	Prior Year Allocation	Prior Year Factor	Adjusted Prior Year Allocation	Adjusted Prior Year Factor	Annual Tax Increment	Current Year Allocation
2014	UNIFIED SCH GEN VTA		.3093525179		.3093525179		
2015	VTA COM COLLEGE GEN		.0431654676		.0431654676		
4001	COUNTY GENERAL FUND		.1518237942		.1518237942		
4002	E.R.A.F.		.0665901263		.0665901263		
4004	E.R.A.F. 93-94 SHIFT		.0845070423		.0845070423		
4005	VTA. CO. OFFICE EDUCATION		.0522388060		.0522388060		
4401	* COUNTY LIBRARY		.0140845070		.0140845070		
6100	* COUNTY FLOOD ZN ADM		.0070422535		.0070422535		
6120	* COUNTY FLOOD ZN #2		.0140845070		.0140845070		
7560	MONTALVO COMM SERV DIST		.0970149254		.0970149254		
7770	UNITED WTR CONS DIST		.0051664753		.0051664753		
8080	CITY SAN BUENAVENTURA		.1549295775		.1549295775		
TRA 05053	Totals:		1.0000000000		1.0000000000		

Fund NO.	Description	Prior Year Allocation	Prior Year Factor	Adjusted Prior Year Allocation	Adjusted Prior Year Factor	Annual Tax Increment	Current Year Allocation
2014	UNIFIED SCH GEN VTA	1,031.26	.3091805413	1,031.26	.3091805413	20.53	1,051.79
2015	VTA COM COLLEGE GEN	163.81	.0491117105	163.81	.0491117105	3.26	167.07
2019	VTA COLLEGE CHILD CTR	.61	.0001860292	.61	.0001860292	.01	.62
4001	COUNTY GENERAL FUND	523.17	.1568537250	523.17	.1568537250	10.42	533.59
4002	E.R.A.F.	248.98	.0746407384	248.98	.0746407384	4.96	253.94
4004	E.R.A.F. 93-94 SHIFT	300.81	.0901768573	300.81	.0901768573	5.99	306.80
4005	VTA. CO. OFFICE EDUCATION	39.79	.0119301831	39.79	.0119301831	.79	40.58
4401	* COUNTY LIBRARY	46.89	.0140575794	46.89	.0140575794	.93	47.82
6100	* COUNTY FLOOD ZN ADM	7.19	.0021535581	7.19	.0021535581	.14	7.33
6120	* COUNTY FLOOD ZN #2	72.63	.0217798404	72.63	.0217798404	1.45	74.08
7560	MONTALVO COMM SERV DIST	333.94	.1001153504	333.94	.1001153504	6.65	340.59
7770	UNITED WTR CONS DIST	21.15	.0063462667	21.15	.0063462667	.42	21.57
8080	CITY SAN BUENAVENTURA	545.26	.1634676202	545.26	.1634676202	10.85	556.11
TRA 05054	Totals:	3,335.49	1.0000000000	3,335.49	1.0000000000	66.40	3,401.89

*** Gross Assessed Valuation Information(Assessed valuations Minus Local Exemptions) ***

	Prior Year A/V	Transfers	Current Year AVI	A/V
Secured	332,063			338,703
Unsecured				
State Assessed				
	332,063		6,640	338,703

Fund NO.	Description	Prior Year Allocation	Prior Year Factor	Adjusted Prior Year Allocation	Adjusted Prior Year Factor	Annual Tax Increment	Current Year Allocation
2014	UNIFIED SCH GEN VTA	3,692.11	.3091711803	3,692.11	.3091711803	71.35	3,763.46
2015	VTA COM COLLEGE GEN	587.35	.0491847212	587.35	.0491847212	11.35	598.70
2019	VTA COLLEGE CHILD CTR	3.03	.0002538930	3.03	.0002538930	.06	3.09
4001	COUNTY GENERAL FUND	1,868.00	.1564228191	1,868.00	.1564228191	36.10	1,904.10
4002	E.R.A.F.	891.45	.0746589138	891.45	.0746589138	17.23	908.68
4004	E.R.A.F. 93-94 SHIFT	1,074.73	.0899968184	1,074.73	.0899968184	20.77	1,095.50
4005	VTA. CO. OFFICE EDUCATION	144.64	.0121112852	144.64	.0121112852	2.80	147.44
4401	* COUNTY LIBRARY	168.61	.0141192275	168.61	.0141192275	3.26	171.87
6100	* COUNTY FLOOD ZN ADM	26.47	.0022165045	26.47	.0022165045	.51	26.98
6120	* COUNTY FLOOD ZN #2	260.80	.0218400867	260.80	.0218400867	5.04	265.84
7560	MONTALVO COMM SERV DIST	1,195.57	.1001143019	1,195.57	.1001143019	23.10	1,218.67
7770	UNITED WTR CONS DIST	76.03	.0063608404	76.03	.0063608404	1.47	77.50
8080	CITY SAN BUENAVENTURA	1,953.13	.1635494080	1,953.13	.1635494080	37.74	1,990.87
TRA 05055	Totals:	11,941.92	1.0000000000	11,941.92	1.0000000000	230.78	12,172.70

*** Gross Assessed Valuation Information(Assessed valuations Minus Local Exemptions) ***

	Prior Year A/V	Transfers	Current Year AVI	A/V
Secured	1,153,939			1,177,017
Unsecured	33,200			33,200
State Assessed				
	1,187,139		23,078	1,210,217

Fund NO.	Description	Prior Year Allocation	Prior Year Factor	Adjusted Prior Year Allocation	Adjusted Prior Year Factor	Annual Tax Increment	Current Year Allocation
2014	UNIFIED SCH GEN VTA	113,850.21	.3590366244	113,850.21	.3590366244	8,040.77	121,890.98
2015	VTA COM COLLEGE GEN	18,115.76	.0571295540	18,115.76	.0571295540	1,279.44	19,395.20
2019	VTA COLLEGE CHILD CTR	93.49	.0002948042	93.49	.0002948042	6.60	100.09
4001	COUNTY GENERAL FUND	57,569.45	.1815503389	57,569.45	.1815503389	4,065.90	61,635.35
4002	E.R.A.F.	17,391.69	.0548461795	17,391.69	.0548461795	1,228.30	18,619.99
4004	E.R.A.F. 93-94 SHIFT	32,677.20	.1030505102	32,677.20	.1030505102	2,307.86	34,985.06
4005	VTA. CO. OFFICE EDUCATION	4,483.74	.0141398693	4,483.74	.0141398693	316.67	4,800.41
4401	* COUNTY LIBRARY	5,195.70	.0163850984	5,195.70	.0163850984	366.95	5,562.65
6100	* COUNTY FLOOD ZN ADM	816.41	.0025745762	816.41	.0025745762	57.66	874.07
6120	* COUNTY FLOOD ZN #2	8,046.67	.0253757973	8,046.67	.0253757973	568.30	8,614.97
7770	UNITED WTR CONS DIST	2,020.74	.0063726185	2,020.74	.0063726185	142.72	2,163.46
8080	CITY SAN BUENAVENTURA	56,838.14	.1792440291	56,838.14	.1792440291	4,014.24	60,852.38
TRA 05056	Totals:	317,099.20	1.0000000000	317,099.20	1.0000000000	22,395.41	339,494.61

*** Gross Assessed Valuation Information(Assessed valuations Minus Local Exemptions) ***

	Prior Year	Transfers	Current Year	AVI	A/V
Secured	31,609,584				33,849,925
Unsecured	20,000				19,200
State Assessed					
	31,629,584		2,239,541		33,869,125

Fund NO.	Description	Prior Year Allocation	Prior Year Factor	Adjusted Prior Year Allocation	Adjusted Prior Year Factor	Annual Tax Increment	Current Year Allocation
2014	UNIFIED SCH GEN VTA	1,014.22	.3388136368	1,014.22	.3388136368	20.12	1,034.34
2015	VTA COM COLLEGE GEN	161.37	.0539037129	161.37	.0539037129	3.20	164.57
2019	VTA COLLEGE CHILD CTR	.78	.0002654747	.78	.0002654747	.02	.80
4001	COUNTY GENERAL FUND	513.13	.1714160713	513.13	.1714160713	10.18	523.31
4002	E.R.A.F.	193.00	.0644737916	193.00	.0644737916	3.83	196.83
4004	E.R.A.F. 93-94 SHIFT	296.39	.0990197005	296.39	.0990197005	5.88	302.27
4005	VTA. CO. OFFICE EDUCATION	39.65	.0132448858	39.65	.0132448858	.79	40.44
4401	* COUNTY LIBRARY	46.31	.0154746084	46.31	.0154746084	.92	47.23
6100	* COUNTY FLOOD ZN ADM	7.25	.0024213075	7.25	.0024213075	.14	7.39
6110	* COUNTY FLOOD ZN #1	72.69	.0242841506	72.69	.0242841506	1.44	74.13
7580	VENTURA PORT	30.13	.0100571697	30.13	.0100571697	.60	30.73
8080	CITY SAN BUENAVENTURA	545.57	.1822560489	545.57	.1822560489	10.82	556.39
8604	CASITAS MUN WTR	72.95	.0243694413	72.95	.0243694413	1.45	74.40
TRA 05057	Totals:	2,993.44	1.0000000000	2,993.44	1.0000000000	59.39	3,052.83

*** Gross Assessed Valuation Information(Assessed valuations Minus Local Exemptions) ***

	Prior Year A/V	Transfers	Current Year AVI	A/V
Secured	297,012			302,951
Unsecured				
State Assessed				
	297,012		5,939	302,951

Fund NO.	Description	Prior Year Allocation	Prior Year Factor	Adjusted Prior Year Allocation	Adjusted Prior Year Factor	Annual Tax Increment	Current Year Allocation
2014	UNIFIED SCH GEN VTA	4,557.27	.3388231193	4,557.27	.3388231193	303.84	4,861.11
2015	VTA COM COLLEGE GEN	725.02	.0539019806	725.02	.0539019806	48.34	773.36
2019	VTA COLLEGE CHILD CTR	3.51	.0002614184	3.51	.0002614184	.23	3.74
4001	COUNTY GENERAL FUND	2,305.46	.1713692335	2,305.46	.1713692335	153.68	2,459.14
4002	E.R.A.F.	869.82	.0644658027	869.82	.0644658027	57.81	927.63
4004	E.R.A.F. 93-94 SHIFT	1,331.40	.0990026648	1,331.40	.0990026648	88.78	1,420.18
4005	VTA. CO. OFFICE EDUCATION	178.67	.0132846099	178.67	.0132846099	11.91	190.58
4401	* COUNTY LIBRARY	208.07	.0154692488	208.07	.0154692488	13.87	221.94
6100	* COUNTY FLOOD ZN ADM	32.64	.0024275728	32.64	.0024275728	2.18	34.82
6110	* COUNTY FLOOD ZN #1	326.67	.0242880351	326.67	.0242880351	21.78	348.45
7580	VENTURA PORT	135.27	.0100583834	135.27	.0100583834	9.02	144.29
8080	CITY SAN BUENAVENTURA	2,449.61	.1822675925	2,449.61	.1822675925	163.45	2,613.06
8604	CASITAS MUN WTR	326.93	.0243803382	326.93	.0243803382	21.86	348.79
TRA 05058	Totals:	13,450.34	1.0000000000	13,450.34	1.0000000000	896.75	14,347.09

*** Gross Assessed Valuation Information(Assessed valuations Minus Local Exemptions) ***

	Prior Year A/V	Transfers	Current Year AVI	A/V
Secured	1,330,805			1,420,480
Unsecured				
State Assessed				
	1,330,805		89,675	1,420,480

Fund NO.	Description	Prior Year Allocation	Prior Year Factor	Adjusted Prior Year Allocation	Adjusted Prior Year Factor	Annual Tax Increment	Current Year Allocation
2014	UNIFIED SCH GEN VTA	5,153.62	.3388136764	5,153.62	.3388136764	115.63	5,269.25
2015	VTA COM COLLEGE GEN	820.07	.0539133816	820.07	.0539133816	18.40	838.47
2019	VTA COLLEGE CHILD CTR	4.18	.0002743065	4.18	.0002743065	.09	4.27
4001	COUNTY GENERAL FUND	2,606.40	.1713542844	2,606.40	.1713542844	58.48	2,664.88
4002	E.R.A.F.	980.51	.0644599759	980.51	.0644599759	22.00	1,002.51
4004	E.R.A.F. 93-94 SHIFT	1,505.85	.0989992033	1,505.85	.0989992033	33.79	1,539.64
4005	VTA. CO. OFFICE EDUCATION	202.58	.0133165704	202.58	.0133165704	4.54	207.12
4401	* COUNTY LIBRARY	235.37	.0154750050	235.37	.0154750050	5.28	240.65
6100	* COUNTY FLOOD ZN ADM	36.93	.0024260375	36.93	.0024260375	.83	37.76
6110	* COUNTY FLOOD ZN #1	369.43	.0242871688	369.43	.0242871688	8.29	377.72
7580	VENTURA PORT	153.09	.0100625349	153.09	.0100625349	3.43	156.52
8080	CITY SAN BUENAVENTURA	2,772.08	.1822454342	2,772.08	.1822454342	62.19	2,834.27
8604	CASITAS MUN WTR	370.72	.0243724211	370.72	.0243724211	8.32	379.04
TRA 05059	Totals:	15,210.83	1.0000000000	15,210.83	1.0000000000	341.27	15,552.10

*** Gross Assessed Valuation Information(Assessed valuations Minus Local Exemptions) ***

	Prior Year A/V	Transfers	Current Year AVI	A/V
Secured	1,518,040			1,552,167
Unsecured				
State Assessed				
	1,518,040		34,127	1,552,167

Fund NO.	Description	Prior Year Allocation	Prior Year Factor	Adjusted Prior Year Allocation	Adjusted Prior Year Factor	Annual Tax Increment	Current Year Allocation
2014	UNIFIED SCH GEN VTA	3,979.75	.3388124458	3,979.75	.3388124458	79.04	4,058.79
2015	VTA COM COLLEGE GEN	633.27	.0539127663	633.27	.0539127663	12.58	645.85
2019	VTA COLLEGE CHILD CTR	3.25	.0002762578	3.25	.0002762578	.06	3.31
4001	COUNTY GENERAL FUND	2,012.41	.1713276770	2,012.41	.1713276770	39.96	2,052.37
4002	E.R.A.F.	756.93	.0644628037	756.93	.0644628037	15.04	771.97
4004	E.R.A.F. 93-94 SHIFT	1,162.77	.0989880639	1,162.77	.0989880639	23.09	1,185.86
4005	VTA. CO. OFFICE EDUCATION	156.59	.0133287149	156.59	.0133287149	3.11	159.70
4401	* COUNTY LIBRARY	181.72	.0154706404	181.72	.0154706404	3.61	185.33
6100	* COUNTY FLOOD ZN ADM	28.54	.0024297517	28.54	.0024297517	.57	29.11
6110	* COUNTY FLOOD ZN #1	285.29	.0242886884	285.29	.0242886884	5.67	290.96
7580	VENTURA PORT	118.18	.0100639289	118.18	.0100639289	2.35	120.53
8080	CITY SAN BUENAVENTURA	2,141.08	.1822630482	2,141.08	.1822630482	42.52	2,183.60
8604	CASITAS MUN WTR	286.41	.0243752130	286.41	.0243752130	5.69	292.10
TRA 05060	Totals:	11,746.19	1.0000000000	11,746.19	1.0000000000	233.29	11,979.48

*** Gross Assessed Valuation Information(Assessed valuations Minus Local Exemptions) ***

	Prior Year A/V	Transfers	Current Year AVI	A/V
Secured	1,166,705			1,190,034
Unsecured				
State Assessed				
	1,166,705		23,329	1,190,034

Fund NO.	Description	Prior Year Allocation	Prior Year Factor	Adjusted Prior Year Allocation	Adjusted Prior Year Factor	Annual Tax Increment	Current Year Allocation
2014	UNIFIED SCH GEN VTA	1,366.36	.3599827139	1,366.36	.3599827139	613.04	1,979.40
2015	VTA COM COLLEGE GEN	216.85	.0571305099	216.85	.0571305099	97.29	314.14
2019	VTA COLLEGE CHILD CTR	.65	.0001728608	.65	.0001728608	.29	.94
4001	COUNTY GENERAL FUND	1,305.18	.3438640538	1,305.18	.3438640538	585.60	1,890.78
4002	E.R.A.F.	207.83	.0547555663	207.83	.0547555663	93.25	301.08
4004	E.R.A.F. 93-94 SHIFT	392.45	.1033950617	392.45	.1033950617	176.08	568.53
4005	VTA. CO. OFFICE EDUCATION	51.50	.0135696041	51.50	.0135696041	23.11	74.61
4401	* COUNTY LIBRARY	62.32	.0164165602	62.32	.0164165602	27.96	90.28
6100	* COUNTY FLOOD ZN ADM	9.59	.0025276713	9.59	.0025276713	4.30	13.89
6120	* COUNTY FLOOD ZN #2	96.44	.0254097488	96.44	.0254097488	43.27	139.71
7770	UNITED WTR CONS DIST	24.14	.0063590890	24.14	.0063590890	10.83	34.97
8080	CITY SAN BUENAVENTURA	62.32	.0164165602	62.32	.0164165602	27.96	90.28
TRA 05061	Totals:	3,795.63	1.0000000000	3,795.63	1.0000000000	1,702.98	5,498.61

*** Gross Assessed Valuation Information(Assessed valuations Minus Local Exemptions) ***

	Prior Year	Transfers	Current Year
Secured	A/V 379,563		AVI 549,861
Unsecured			
State Assessed			
	379,563		170,298
			549,861

Fund NO.	Description	Prior Year Allocation	Prior Year Factor	Adjusted Prior Year Allocation	Adjusted Prior Year Factor	Annual Tax Increment	Current Year Allocation
2014	UNIFIED SCH GEN VTA	6,007.45	.3506454287	6,007.45	.3506454287	3,523.78	9,531.23
2015	VTA COM COLLEGE GEN	955.92	.0557949583	955.92	.0557949583	560.71	1,516.63
2019	VTA COLLEGE CHILD CTR	4.92	.0002876028	4.92	.0002876028	2.89	7.81
4001	COUNTY GENERAL FUND	3,037.81	.1773157848	3,037.81	.1773157848	1,781.92	4,819.73
4002	E.R.A.F.	936.74	.0546756835	936.74	.0546756835	549.46	1,486.20
4004	E.R.A.F. 93-94 SHIFT	1,747.97	.1020264154	1,747.97	.1020264154	1,025.31	2,773.28
4005	VTA. CO. OFFICE EDUCATION	236.49	.0138031825	236.49	.0138031825	138.71	375.20
4401	* COUNTY LIBRARY	274.18	.0160030102	274.18	.0160030102	160.82	435.00
6100	* COUNTY FLOOD ZN ADM	43.03	.0025121132	43.03	.0025121132	25.25	68.28
6120	* COUNTY FLOOD ZN #2	424.62	.0247824836	424.62	.0247824836	249.05	673.67
7580	VENTURA PORT	178.47	.0104160175	178.47	.0104160175	104.67	283.14
7770	UNITED WTR CONS DIST	107.15	.0062559304	107.15	.0062559304	62.87	170.02
8080	CITY SAN BUENAVENTURA	3,177.78	.1854813891	3,177.78	.1854813891	1,863.98	5,041.76
TRA 05062	Totals:	17,132.53	1.0000000000	17,132.53	1.0000000000	10,049.42	27,181.95

*** Gross Assessed Valuation Information(Assessed valuations Minus Local Exemptions) ***

	Prior Year A/V	Transfers	Current Year AVI	A/V
Secured	1,557,458			2,570,400
Unsecured	140,000			132,000
State Assessed				
	1,697,458		1,004,942	2,702,400

Fund NO.	Description	Prior Year Allocation	Prior Year Factor	Adjusted Prior Year Allocation	Adjusted Prior Year Factor	Annual Tax Increment	Current Year Allocation
2014	UNIFIED SCH GEN VTA	5,300.70	.3506467143	5,300.70	.3506467143	106.51	5,407.21
2015	VTA COM COLLEGE GEN	843.41	.0557932352	843.41	.0557932352	16.95	860.36
2019	VTA COLLEGE CHILD CTR	4.36	.0002872583	4.36	.0002872583	.09	4.45
4001	COUNTY GENERAL FUND	2,680.58	.1773163170	2,680.58	.1773163170	53.86	2,734.44
4002	E.R.A.F.	826.77	.0546753873	826.77	.0546753873	16.61	843.38
4004	E.R.A.F. 93-94 SHIFT	1,542.28	.1020273704	1,542.28	.1020273704	30.99	1,573.27
4005	VTA. CO. OFFICE EDUCATION	208.60	.0137996526	208.60	.0137996526	4.19	212.79
4401	* COUNTY LIBRARY	241.87	.0160006024	241.87	.0160006024	4.86	246.73
6100	* COUNTY FLOOD ZN ADM	37.99	.0025133368	37.99	.0025133368	.76	38.75
6120	* COUNTY FLOOD ZN #2	374.61	.0247823402	374.61	.0247823402	7.53	382.14
7580	VENTURA PORT	157.42	.0104140733	157.42	.0104140733	3.16	160.58
7770	UNITED WTR CONS DIST	94.54	.0062570777	94.54	.0062570777	1.90	96.44
8080	CITY SAN BUENAVENTURA	2,803.72	.1854866345	2,803.72	.1854866345	56.34	2,860.06
TRA 05063	Totals:	15,116.85	1.0000000000	15,116.85	1.0000000000	303.75	15,420.60

*** Gross Assessed Valuation Information(Assessed valuations Minus Local Exemptions) ***

	Prior Year A/V	Transfers	Current Year AVI	A/V
Secured	1,478,771			1,508,346
Unsecured	15,700			16,500
State Assessed				
	1,494,471		30,375	1,524,846

Fund NO.	Description	Prior Year Allocation	Prior Year Factor	Adjusted Prior Year Allocation	Adjusted Prior Year Factor	Annual Tax Increment	Current Year Allocation
2014	UNIFIED SCH GEN VTA	94,656.80	.3600031985	94,656.80	.3600031985	5,062.36	99,719.16
2015	VTA COM COLLEGE GEN	15,061.79	.0572837465	15,061.79	.0572837465	805.52	15,867.31
2019	VTA COLLEGE CHILD CTR	77.81	.0002958678	77.81	.0002958678	4.16	81.97
4001	COUNTY GENERAL FUND	47,861.41	.1820284389	47,861.41	.1820284389	2,559.69	50,421.10
4002	E.R.A.F.	14,398.45	.0547610298	14,398.45	.0547610298	770.05	15,168.50
4004	E.R.A.F. 93-94 SHIFT	27,091.85	.1030369021	27,091.85	.1030369021	1,448.90	28,540.75
4005	VTA. CO. OFFICE EDUCATION	3,729.90	.0141858552	3,729.90	.0141858552	199.48	3,929.38
4401	* COUNTY LIBRARY	4,320.08	.0164302946	4,320.08	.0164302946	231.04	4,551.12
6100	* COUNTY FLOOD ZN ADM	678.75	.0025815032	678.75	.0025815032	36.30	715.05
6120	* COUNTY FLOOD ZN #2	6,690.13	.0254442731	6,690.13	.0254442731	357.80	7,047.93
7770	UNITED WTR CONS DIST	1,678.34	.0063831504	1,678.34	.0063831504	89.76	1,768.10
8080	CITY SAN BUENAVENTURA	46,687.99	.1775657399	46,687.99	.1775657399	2,496.93	49,184.92
TRA 05064	Totals:	262,933.30	1.0000000000	262,933.30	1.0000000000	14,061.99	276,995.29

*** Gross Assessed Valuation Information(Assessed valuations Minus Local Exemptions) ***

	Prior Year	Transfers	Current Year	AVI	A/V
Secured	26,165,487				27,564,930
Unsecured	12,200				18,956
State Assessed					
	26,177,687		1,406,199		27,583,886

Fund NO.	Description	Prior Year Allocation	Prior Year Factor	Adjusted Prior Year Allocation	Adjusted Prior Year Factor	Annual Tax Increment	Current Year Allocation
2014	UNIFIED SCH GEN VTA		.3131449080		.3131449080		
2015	VTA COM COLLEGE GEN		.0497981157		.0497981157		
2019	VTA COLLEGE CHILD CTR		.0004486316		.0004486316		
4001	COUNTY GENERAL FUND		.3048753561		.3048753561		
4002	E.R.A.F.		.0743237005		.0743237005		
4004	E.R.A.F. 93-94 SHIFT		.0907580094		.0907580094		
4005	VTA. CO. OFFICE EDUCATION		.0105253439		.0105253439		
4401	* COUNTY LIBRARY		.0142184471		.0142184471		
6100	* COUNTY FLOOD ZN ADM		.0019388791		.0019388791		
6120	* COUNTY FLOOD ZN #2		.0219739636		.0219739636		
7560	MONTALVO COMM SERV DIST		.1010986982		.1010986982		
7770	UNITED WTR CONS DIST		.0063706029		.0063706029		
8080	CITY SAN BUENAVENTURA		.0105253439		.0105253439		
TRA 05065 Totals:			1.0000000000		1.0000000000		

No Taxable Parcels Within TRA=05065

Fund NO.	Description	Prior Year Allocation	Prior Year Factor	Adjusted Prior Year Allocation	Adjusted Prior Year Factor	Annual Tax Increment	Current Year Allocation
2014	UNIFIED SCH GEN VTA		.3086614173		.3086614173		
2015	VTA COM COLLEGE GEN		.0488188976		.0488188976		
2019	VTA COLLEGE CHILD CTR		.0007874015		.0007874015		
4001	COUNTY GENERAL FUND		.1607809050		.1607809050		
4002	E.R.A.F.		.0743001473		.0743001473		
4004	E.R.A.F. 93-94 SHIFT		.0921911177		.0921911177		
4005	VTA. CO. OFFICE EDUCATION		.0079983161		.0079983161		
4401	* COUNTY LIBRARY		.0138918123		.0138918123		
6100	* COUNTY FLOOD ZN ADM		.0018943380		.0018943380		
6120	* COUNTY FLOOD ZN #2		.0216796464		.0216796464		
7560	MONTALVO COMM SERV DIST		.0995579878		.0995579878		
7770	UNITED WTR CONS DIST		.0063144601		.0063144601		
8080	CITY SAN BUENAVENTURA		.1631235529		.1631235529		
TRA 05066	Totals:		1.0000000000		1.0000000000		

No Taxable Parcels Within TRA=05066

Fund NO.	Description	Prior Year Allocation	Prior Year Factor	Adjusted Prior Year Allocation	Adjusted Prior Year Factor	Annual Tax Increment	Current Year Allocation
2014	UNIFIED SCH GEN VTA	1,338.70	.3388095002	1,338.70	.3388095002	26.67	1,365.37
2015	VTA COM COLLEGE GEN	212.91	.0538741520	212.91	.0538741520	4.24	217.15
2019	VTA COLLEGE CHILD CTR	.91	.0002407625	.91	.0002407625	.02	.93
4001	COUNTY GENERAL FUND	677.71	.1715267941	677.71	.1715267941	13.51	691.22
4002	E.R.A.F.	254.79	.0644957563	254.79	.0644957563	5.08	259.87
4004	E.R.A.F. 93-94 SHIFT	391.44	.0990654711	391.44	.0990654711	7.80	399.24
4005	VTA. CO. OFFICE EDUCATION	51.90	.0131320918	51.90	.0131320918	1.03	52.93
4401	* COUNTY LIBRARY	61.13	.0154717951	61.13	.0154717951	1.22	62.35
6100	* COUNTY FLOOD ZN ADM	9.57	.0024173168	9.57	.0024173168	.19	9.76
6110	* COUNTY FLOOD ZN #1	95.94	.0242830458	95.94	.0242830458	1.91	97.85
7580	VENTURA PORT	39.77	.0100695379	39.77	.0100695379	.79	40.56
8080	CITY SAN BUENAVENTURA	720.14	.1822483221	720.14	.1822483221	14.35	734.49
8604	CASITAS MUN WTR	96.27	.0243654543	96.27	.0243654543	1.92	98.19
TRA 05067	Totals:	3,951.18	1.0000000000	3,951.18	1.0000000000	78.73	4,029.91

*** Gross Assessed Valuation Information(Assessed valuations Minus Local Exemptions) ***

	Prior Year A/V	Transfers	Current Year AVI	A/V
Secured	393,752			401,625
Unsecured				
State Assessed				
	393,752		7,873	401,625

Fund NO.	Description	Prior Year Allocation	Prior Year Factor	Adjusted Prior Year Allocation	Adjusted Prior Year Factor	Annual Tax Increment	Current Year Allocation
2014	UNIFIED SCH GEN VTA	45,282.17	.3600010079	45,282.17	.3600010079	898.18	46,180.35
2015	VTA COM COLLEGE GEN	7,205.25	.0572830049	7,205.25	.0572830049	142.92	7,348.17
2019	VTA COLLEGE CHILD CTR	36.99	.0002939743	36.99	.0002939743	.73	37.72
4001	COUNTY GENERAL FUND	22,894.60	.1820369429	22,894.60	.1820369429	454.17	23,348.77
4002	E.R.A.F.	6,876.27	.0547619048	6,876.27	.0547619048	136.63	7,012.90
4004	E.R.A.F. 93-94 SHIFT	12,961.97	.1030404458	12,961.97	.1030404458	257.08	13,219.05
4005	VTA. CO. OFFICE EDUCATION	1,784.09	.0141838051	1,784.09	.0141838051	35.39	1,819.48
4401	* COUNTY LIBRARY	2,066.49	.0164296800	2,066.49	.0164296800	40.99	2,107.48
6100	* COUNTY FLOOD ZN ADM	324.48	.0025795426	324.48	.0025795426	6.44	330.92
6120	* COUNTY FLOOD ZN #2	3,200.35	.0254434572	3,200.35	.0254434572	63.48	3,263.83
7770	UNITED WTR CONS DIST	804.28	.0063830128	804.28	.0063830128	15.93	820.21
8080	CITY SAN BUENAVENTURA	22,346.58	.1775632217	22,346.58	.1775632217	443.01	22,789.59
TRA 05068	Totals:	125,783.52	1.0000000000	125,783.52	1.0000000000	2,494.95	128,278.47

*** Gross Assessed Valuation Information(Assessed valuations Minus Local Exemptions) ***

	Prior Year	Transfers	Current Year	AVI	A/V
Secured	12,474,879				12,724,374
Unsecured	79,300				79,300
State Assessed					
	12,554,179		249,495		12,803,674

Fund NO.	Description	Prior Year Allocation	Prior Year Factor	Adjusted Prior Year Allocation	Adjusted Prior Year Factor	Annual Tax Increment	Current Year Allocation
2014	UNIFIED SCH GEN VTA	3,839.08	.3600035239	3,839.08	.3600035239	75.02	3,914.10
2015	VTA COM COLLEGE GEN	610.85	.0572812968	610.85	.0572812968	11.94	622.79
2019	VTA COLLEGE CHILD CTR	3.12	.0002936598	3.12	.0002936598	.06	3.18
4001	COUNTY GENERAL FUND	1,941.52	.1820603862	1,941.52	.1820603862	37.93	1,979.45
4002	E.R.A.F.	583.87	.0547595434	583.87	.0547595434	11.41	595.28
4004	E.R.A.F. 93-94 SHIFT	1,098.92	.1030492376	1,098.92	.1030492376	21.47	1,120.39
4005	VTA. CO. OFFICE EDUCATION	151.09	.0141679079	151.09	.0141679079	2.95	154.04
4401	* COUNTY LIBRARY	175.30	.0164367547	175.30	.0164367547	3.43	178.73
6100	* COUNTY FLOOD ZN ADM	27.38	.0025685766	27.38	.0025685766	.54	27.92
6120	* COUNTY FLOOD ZN #2	271.32	.0254403394	271.32	.0254403394	5.30	276.62
7770	UNITED WTR CONS DIST	68.05	.0063805124	68.05	.0063805124	1.33	69.38
8080	CITY SAN BUENAVENTURA	1,893.50	.1775582613	1,893.50	.1775582613	37.00	1,930.50
TRA 05069	Totals:	10,664.00	1.0000000000	10,664.00	1.0000000000	208.38	10,872.38

*** Gross Assessed Valuation Information(Assessed valuations Minus Local Exemptions) ***

	Prior Year	Transfers	Current Year	
	A/V		AVI	A/V
Secured	1,042,105			1,062,943
Unsecured				
State Assessed				
	1,042,105		20,838	1,062,943

Fund NO.	Description	Prior Year Allocation	Prior Year Factor	Adjusted Prior Year Allocation	Adjusted Prior Year Factor	Annual Tax Increment	Current Year Allocation
2014	UNIFIED SCH GEN VTA		.3433021806		.3433021806		
2015	VTA COM COLLEGE GEN		.0545171339		.0545171339		
2019	VTA COLLEGE CHILD CTR		.0003115264		.0003115264		
4001	COUNTY GENERAL FUND		.0016618197		.0016618197		
4002	E.R.A.F.		.0515164105		.0515164105		
4004	E.R.A.F. 93-94 SHIFT		.1113419194		.1113419194		
4005	VTA. CO. OFFICE EDUCATION		.0120481928		.0120481928		
4401	* COUNTY LIBRARY		.0153718322		.0153718322		
6100	* COUNTY FLOOD ZN ADM		.0020772746		.0020772746		
6120	* COUNTY FLOOD ZN #2		.0240963855		.0240963855		
7770	UNITED WTR CONS DIST		.1972160639		.1972160639		
8080	CITY SAN BUENAVENTURA		.1865392605		.1865392605		
TRA 05070 Totals:			1.0000000000		1.0000000000		

No Taxable Parcels Within TRA=05070

Fund NO.	Description	Prior Year Allocation	Prior Year Factor	Adjusted Prior Year Allocation	Adjusted Prior Year Factor	Annual Tax Increment	Current Year Allocation
2014	UNIFIED SCH GEN VTA	59,060.63	.3529463929	59,060.63	.3529463929	5,354.69	64,415.32
2015	VTA COM COLLEGE GEN	9,397.85	.0561615541	9,397.85	.0561615541	852.05	10,249.90
2019	VTA COLLEGE CHILD CTR	48.56	.0002902607	48.56	.0002902607	4.40	52.96
4001	COUNTY GENERAL FUND	31,971.25	.1910600228	31,971.25	.1910600228	2,898.66	34,869.91
4002	E.R.A.F.	9,219.07	.0550940708	9,219.07	.0550940708	835.85	10,054.92
4004	E.R.A.F. 93-94 SHIFT	17,831.89	.1065633698	17,831.89	.1065633698	1,616.72	19,448.61
4005	VTA. CO. OFFICE EDUCATION	2,327.40	.0139086967	2,327.40	.0139086967	211.01	2,538.41
4401	* COUNTY LIBRARY	2,695.57	.0161086688	2,695.57	.0161086688	244.39	2,939.96
6100	* COUNTY FLOOD ZN ADM	423.59	.0025313280	423.59	.0025313280	38.40	461.99
6120	* COUNTY FLOOD ZN #2	4,174.23	.0249452340	4,174.23	.0249452340	378.45	4,552.68
7770	UNITED WTR CONS DIST	1,054.64	.0063024483	1,054.64	.0063024483	95.62	1,150.26
8080	CITY SAN BUENAVENTURA	29,131.32	.1740879531	29,131.32	.1740879531	2,641.16	31,772.48
TRA 05071	Totals:	167,336.00	1.0000000000	167,336.00	1.0000000000	15,171.40	182,507.40

*** Gross Assessed Valuation Information(Assessed valuations Minus Local Exemptions) ***

	Prior Year	Transfers	Current Year	AVI	A/V
Secured	16,169,690				17,686,830
Unsecured					
State Assessed					
	16,169,690		1,517,140		17,686,830

Fund NO.	Description	Prior Year Allocation	Prior Year Factor	Adjusted Prior Year Allocation	Adjusted Prior Year Factor	Annual Tax Increment	Current Year Allocation
2014	UNIFIED SCH GEN VTA	18,588.39	.3529463251	18,588.39	.3529463251	59.45	18,647.84
2015	VTA COM COLLEGE GEN	2,957.79	.0561606306	2,957.79	.0561606306	9.46	2,967.25
2019	VTA COLLEGE CHILD CTR	15.29	.0002902998	15.29	.0002902998	.05	15.34
4001	COUNTY GENERAL FUND	10,062.69	.1910650504	10,062.69	.1910650504	32.18	10,094.87
4002	E.R.A.F.	2,901.33	.0550946353	2,901.33	.0550946353	9.28	2,910.61
4004	E.R.A.F. 93-94 SHIFT	5,612.50	.1065659961	5,612.50	.1065659961	17.95	5,630.45
4005	VTA. CO. OFFICE EDUCATION	732.34	.0139052896	732.34	.0139052896	2.34	734.68
4401	* COUNTY LIBRARY	848.36	.0161081637	848.36	.0161081637	2.71	851.07
6100	* COUNTY FLOOD ZN ADM	133.30	.0025306218	133.30	.0025306218	.43	133.73
6120	* COUNTY FLOOD ZN #2	1,313.73	.0249447010	1,313.73	.0249447010	4.20	1,317.93
7770	UNITED WTR CONS DIST	331.97	.0063022665	331.97	.0063022665	1.06	333.03
8080	CITY SAN BUENAVENTURA	9,168.79	.1740860201	9,168.79	.1740860201	29.32	9,198.11
TRA 05072	Totals:	52,666.48	1.0000000000	52,666.48	1.0000000000	168.43	52,834.91

*** Gross Assessed Valuation Information(Assessed valuations Minus Local Exemptions) ***

	Prior Year	Transfers	Current Year
Secured	5,109,674		5,126,517
Unsecured			
State Assessed			
	5,109,674		16,843
			5,126,517

Fund NO.	Description	Prior Year Allocation	Prior Year Factor	Adjusted Prior Year Allocation	Adjusted Prior Year Factor	Annual Tax Increment	Current Year Allocation
2014	UNIFIED SCH GEN VTA	20,463.65	.3529467565	20,463.65	.3529467565	1,500.38	21,964.03
2015	VTA COM COLLEGE GEN	3,256.19	.0561613454	3,256.19	.0561613454	238.74	3,494.93
2019	VTA COLLEGE CHILD CTR	16.78	.0002893862	16.78	.0002893862	1.23	18.01
4001	COUNTY GENERAL FUND	11,077.98	.1910647244	11,077.98	.1910647244	812.22	11,890.20
4002	E.R.A.F.	3,195.16	.0550944618	3,195.16	.0550944618	234.21	3,429.37
4004	E.R.A.F. 93-94 SHIFT	6,178.52	.1065651254	6,178.52	.1065651254	453.01	6,631.53
4005	VTA. CO. OFFICE EDUCATION	806.25	.0139055398	806.25	.0139055398	59.11	865.36
4401	* COUNTY LIBRARY	933.93	.0161075472	933.93	.0161075472	68.47	1,002.40
6100	* COUNTY FLOOD ZN ADM	146.65	.0025294832	146.65	.0025294832	10.75	157.40
6120	* COUNTY FLOOD ZN #2	1,446.31	.0249459184	1,446.31	.0249459184	106.05	1,552.36
7770	UNITED WTR CONS DIST	365.32	.0063028009	365.32	.0063028009	26.79	392.11
8080	CITY SAN BUENAVENTURA	10,092.67	.1740869108	10,092.67	.1740869108	740.04	10,832.71
TRA 05073	Totals:	57,979.41	1.0000000000	57,979.41	1.0000000000	4,251.00	62,230.41

*** Gross Assessed Valuation Information(Assessed valuations Minus Local Exemptions) ***

	Prior Year	Transfers	Current Year	AVI	A/V
Secured	5,601,086				6,010,286
Unsecured					15,900
State Assessed					
	5,601,086		425,100		6,026,186

Fund NO.	Description	Prior Year Allocation	Prior Year Factor	Adjusted Prior Year Allocation	Adjusted Prior Year Factor	Annual Tax Increment	Current Year Allocation
2014	UNIFIED SCH GEN VTA	45,561.37	.3388123979	45,561.37	.3388123979	1,744.79	47,306.16
2015	VTA COM COLLEGE GEN	7,249.83	.0539126194	7,249.83	.0539126194	277.63	7,527.46
2019	VTA COLLEGE CHILD CTR	37.46	.0002785851	37.46	.0002785851	1.43	38.89
4001	COUNTY GENERAL FUND	23,037.13	.1713122905	23,037.13	.1713122905	882.22	23,919.35
4002	E.R.A.F.	8,669.40	.0644608803	8,669.40	.0644608803	331.96	9,001.36
4004	E.R.A.F. 93-94 SHIFT	13,309.84	.0989777071	13,309.84	.0989777071	509.71	13,819.55
4005	VTA. CO. OFFICE EDUCATION	1,795.69	.0133535333	1,795.69	.0133535333	68.77	1,864.46
4401	* COUNTY LIBRARY	2,080.28	.0154697220	2,080.28	.0154697220	79.66	2,159.94
6100	* COUNTY FLOOD ZN ADM	326.81	.0024301274	326.81	.0024301274	12.51	339.32
6110	* COUNTY FLOOD ZN #1	3,266.38	.0242902871	3,266.38	.0242902871	125.09	3,391.47
7580	VENTURA PORT	1,353.48	.0100648132	1,353.48	.0100648132	51.83	1,405.31
8080	CITY SAN BUENAVENTURA	24,508.47	.1822604825	24,508.47	.1822604825	938.59	25,447.06
8604	CASITAS MUN WTR	3,277.62	.0243765542	3,277.62	.0243765542	125.53	3,403.15
TRA 05074	Totals:	134,473.76	1.0000000000	134,473.76	1.0000000000	5,149.72	139,623.48

*** Gross Assessed Valuation Information(Assessed valuations Minus Local Exemptions) ***

	Prior Year A/V	Transfers	Current Year AVI	A/V
Secured	11,679,834		12,258,245	
Unsecured	1,653,138		1,589,699	
State Assessed				
	13,332,972		514,972	13,847,944

Fund NO.	Description	Prior Year Allocation	Prior Year Factor	Adjusted Prior Year Allocation	Adjusted Prior Year Factor	Annual Tax Increment	Current Year Allocation
2014	UNIFIED SCH GEN VTA	120,386.67	.3388126786	120,386.67	.3388126786	4,861.77	125,248.44
2015	VTA COM COLLEGE GEN	19,156.17	.0539126122	19,156.17	.0539126122	773.62	19,929.79
2019	VTA COLLEGE CHILD CTR	99.07	.0002787956	99.07	.0002787956	4.00	103.07
4001	COUNTY GENERAL FUND	60,870.81	.1713113266	60,870.81	.1713113266	2,458.23	63,329.04
4002	E.R.A.F.	22,907.53	.0644610745	22,907.53	.0644610745	924.98	23,832.51
4004	E.R.A.F. 93-94 SHIFT	35,168.26	.0989772690	35,168.26	.0989772690	1,420.27	36,588.53
4005	VTA. CO. OFFICE EDUCATION	4,744.97	.0133540669	4,744.97	.0133540669	191.62	4,936.59
4401	* COUNTY LIBRARY	5,496.72	.0154699067	5,496.72	.0154699067	221.98	5,718.70
6100	* COUNTY FLOOD ZN ADM	863.46	.0024301127	863.46	.0024301127	34.87	898.33
6110	* COUNTY FLOOD ZN #1	8,630.86	.0242904485	8,630.86	.0242904485	348.55	8,979.41
7580	VENTURA PORT	3,576.12	.0100645301	3,576.12	.0100645301	144.42	3,720.54
8080	CITY SAN BUENAVENTURA	64,758.30	.1822604516	64,758.30	.1822604516	2,615.33	67,373.63
8604	CASITAS MUN WTR	8,660.33	.0243767270	8,660.33	.0243767270	349.79	9,010.12
TRA 05075	Totals:	355,319.27	1.0000000000	355,319.27	1.0000000000	14,349.43	369,668.70

*** Gross Assessed Valuation Information(Assessed valuations Minus Local Exemptions) ***

	Prior Year A/V	Transfers	Current Year AVI	A/V
Secured	35,168,845			36,711,798
Unsecured	163,510			55,500
State Assessed				
	35,332,355		1,434,943	36,767,298

Fund NO.	Description	Prior Year Allocation	Prior Year Factor	Adjusted Prior Year Allocation	Adjusted Prior Year Factor	Annual Tax Increment	Current Year Allocation
2014	UNIFIED SCH GEN VTA	189,752.70	.3388127461	189,752.70	.3388127461	12,178.68	201,931.38
2015	VTA COM COLLEGE GEN	30,194.00	.0539128115	30,194.00	.0539128115	1,937.90	32,131.90
2019	VTA COLLEGE CHILD CTR	156.09	.0002787312	156.09	.0002787312	10.02	166.11
4001	COUNTY GENERAL FUND	95,945.13	.1713122696	95,945.13	.1713122696	6,157.84	102,102.97
4002	E.R.A.F.	36,109.13	.0644601570	36,109.13	.0644601570	2,317.03	38,426.16
4004	E.R.A.F. 93-94 SHIFT	55,431.36	.0989765226	55,431.36	.0989765226	3,557.73	58,989.09
4005	VTA. CO. OFFICE EDUCATION	7,483.74	.0133626094	7,483.74	.0133626094	480.32	7,964.06
4401	* COUNTY LIBRARY	8,663.96	.0154699330	8,663.96	.0154699330	556.07	9,220.03
6100	* COUNTY FLOOD ZN ADM	1,360.94	.0024300343	1,360.94	.0024300343	87.35	1,448.29
6110	* COUNTY FLOOD ZN #1	13,604.00	.0242906657	13,604.00	.0242906657	873.13	14,477.13
7580	VENTURA PORT	5,636.77	.0100647637	5,636.77	.0100647637	361.78	5,998.55
8080	CITY SAN BUENAVENTURA	102,064.84	.1822520284	102,064.84	.1822520284	6,551.08	108,615.92
8604	CASITAS MUN WTR	13,649.27	.0243767275	13,649.27	.0243767275	876.23	14,525.50
TRA 05076	Totals:	560,051.93	1.0000000000	560,051.93	1.0000000000	35,945.16	595,997.09

*** Gross Assessed Valuation Information(Assessed valuations Minus Local Exemptions) ***

	Prior Year A/V	Transfers	Current Year AVI	A/V
Secured	54,891,368			58,410,286
Unsecured	989,152			1,064,750
State Assessed				
	55,880,520		3,594,516	59,475,036

Fund NO.	Description	Prior Year Allocation	Prior Year Factor	Adjusted Prior Year Allocation	Adjusted Prior Year Factor	Annual Tax Increment	Current Year Allocation
2014	UNIFIED SCH GEN VTA	14,609.86	.3388126722	14,609.86	.3388126722	1,096.46-	13,513.40
2015	VTA COM COLLEGE GEN	2,324.76	.0539123882	2,324.76	.0539123882	174.47-	2,150.29
2019	VTA COLLEGE CHILD CTR	12.01	.0002785883	12.01	.0002785883	.90-	11.11
4001	COUNTY GENERAL FUND	7,387.19	.1713146506	7,387.19	.1713146506	554.41-	6,832.78
4002	E.R.A.F.	2,779.81	.0644613150	2,779.81	.0644613150	208.61-	2,571.20
4004	E.R.A.F. 93-94 SHIFT	4,268.01	.0989779582	4,268.01	.0989779582	320.31-	3,947.70
4005	VTA. CO. OFFICE EDUCATION	575.73	.0133505685	575.73	.0133505685	43.20-	532.53
4401	* COUNTY LIBRARY	667.08	.0154700532	667.08	.0154700532	50.06-	617.02
6100	* COUNTY FLOOD ZN ADM	104.78	.0024299039	104.78	.0024299039	7.86-	96.92
6110	* COUNTY FLOOD ZN #1	1,047.43	.0242903030	1,047.43	.0242903030	78.61-	968.82
7580	VENTURA PORT	434.01	.0100647375	434.01	.0100647375	32.57-	401.44
8080	CITY SAN BUENAVENTURA	7,859.06	.1822604447	7,859.06	.1822604447	589.83-	7,269.23
8604	CASITAS MUN WTR	1,051.04	.0243764167	1,051.04	.0243764167	78.89-	972.15
TRA 05077	Totals:	43,120.77	1.0000000000	43,120.77	1.0000000000	3,236.18-	39,884.59

*** Gross Assessed Valuation Information(Assessed valuations Minus Local Exemptions) ***

	Prior Year A/V	Transfers	Current Year AVI	A/V
Secured	3,296,506			3,362,428
Unsecured	957,130			567,590
State Assessed				
	4,253,636		323,618-	3,930,018

Fund NO.	Description	Prior Year Allocation	Prior Year Factor	Adjusted Prior Year Allocation	Adjusted Prior Year Factor	Annual Tax Increment	Current Year Allocation
2014	UNIFIED SCH GEN VTA	93,317.88	.3388126307	93,317.88	.3388126307	2,486.00	95,803.88
2015	VTA COM COLLEGE GEN	14,848.99	.0539127722	14,848.99	.0539127722	395.58	15,244.57
2019	VTA COLLEGE CHILD CTR	76.83	.0002788806	76.83	.0002788806	2.05	78.88
4001	COUNTY GENERAL FUND	47,184.62	.1713130400	47,184.62	.1713130400	1,256.98	48,441.60
4002	E.R.A.F.	17,757.47	.0644609778	17,757.47	.0644609778	472.98	18,230.45
4004	E.R.A.F. 93-94 SHIFT	27,260.81	.0989778735	27,260.81	.0989778735	726.24	27,987.05
4005	VTA. CO. OFFICE EDUCATION	3,677.63	.0133524854	3,677.63	.0133524854	97.97	3,775.60
4401	* COUNTY LIBRARY	4,260.77	.0154696383	4,260.77	.0154696383	113.51	4,374.28
6100	* COUNTY FLOOD ZN ADM	669.27	.0024300146	669.27	.0024300146	17.83	687.10
6110	* COUNTY FLOOD ZN #1	6,690.28	.0242906386	6,690.28	.0242906386	178.23	6,868.51
7580	VENTURA PORT	2,772.06	.0100646438	2,772.06	.0100646438	73.85	2,845.91
8080	CITY SAN BUENAVENTURA	50,196.85	.1822598641	50,196.85	.1822598641	1,337.31	51,534.16
8604	CASITAS MUN WTR	6,712.75	.0243765404	6,712.75	.0243765404	178.86	6,891.61
TRA 05078	Totals:	275,426.21	1.0000000000	275,426.21	1.0000000000	7,337.39	282,763.60

*** Gross Assessed Valuation Information(Assessed valuations Minus Local Exemptions) ***

	Prior Year A/V	Transfers	Current Year AVI	A/V
Secured	27,371,465			28,105,204
Unsecured				
State Assessed				
	27,371,465		733,739	28,105,204

Fund NO.	Description	Prior Year Allocation	Prior Year Factor	Adjusted Prior Year Allocation	Adjusted Prior Year Factor	Annual Tax Increment	Current Year Allocation
2014	UNIFIED SCH GEN VTA	24,149.88	.3388126981	24,149.88	.3388126981	2,052.74	26,202.62
2015	VTA COM COLLEGE GEN	3,842.77	.0539126480	3,842.77	.0539126480	326.64	4,169.41
2019	VTA COLLEGE CHILD CTR	19.87	.0002785140	19.87	.0002785140	1.69	21.56
4001	COUNTY GENERAL FUND	12,211.22	.1713152824	12,211.22	.1713152824	1,037.93	13,249.15
4002	E.R.A.F.	4,595.95	.0644611876	4,595.95	.0644611876	390.55	4,986.50
4004	E.R.A.F. 93-94 SHIFT	7,054.95	.0989793738	7,054.95	.0989793738	599.68	7,654.63
4005	VTA. CO. OFFICE EDUCATION	951.69	.0133517344	951.69	.0133517344	80.89	1,032.58
4401	* COUNTY LIBRARY	1,102.66	.0154699715	1,102.66	.0154699715	93.73	1,196.39
6100	* COUNTY FLOOD ZN ADM	173.18	.0024297532	173.18	.0024297532	14.72	187.90
6110	* COUNTY FLOOD ZN #1	1,731.31	.0242896840	1,731.31	.0242896840	147.16	1,878.47
7580	VENTURA PORT	717.33	.0100639964	717.33	.0100639964	60.97	778.30
8080	CITY SAN BUENAVENTURA	12,990.09	.1822584021	12,990.09	.1822584021	1,104.24	14,094.33
8604	CASITAS MUN WTR	1,737.07	.0243767545	1,737.07	.0243767545	147.69	1,884.76
TRA 05079	Totals:	71,277.97	1.0000000000	71,277.97	1.0000000000	6,058.63	77,336.60

*** Gross Assessed Valuation Information(Assessed valuations Minus Local Exemptions) ***

	Prior Year A/V	Transfers	Current Year AVI	A/V
Secured	7,083,123			7,688,986
Unsecured				
State Assessed				
	7,083,123		605,863	7,688,986

Fund NO.	Description	Prior Year Allocation	Prior Year Factor	Adjusted Prior Year Allocation	Adjusted Prior Year Factor	Annual Tax Increment	Current Year Allocation
2014	UNIFIED SCH GEN VTA	2,325.49	.3388105533	2,325.49	.3388105533	45.94	2,371.43
2015	VTA COM COLLEGE GEN	370.05	.0539099808	370.05	.0539099808	7.31	377.36
2019	VTA COLLEGE CHILD CTR	1.94	.0002791571	1.94	.0002791571	.04	1.98
4001	COUNTY GENERAL FUND	1,176.05	.1713378162	1,176.05	.1713378162	23.23	1,199.28
4002	E.R.A.F.	442.77	.0644636121	442.77	.0644636121	8.74	451.51
4004	E.R.A.F. 93-94 SHIFT	679.42	.0989883316	679.42	.0989883316	13.42	692.84
4005	VTA. CO. OFFICE EDUCATION	91.49	.0133327248	91.49	.0133327248	1.81	93.30
4401	* COUNTY LIBRARY	106.15	.0154655957	106.15	.0154655957	2.10	108.25
6100	* COUNTY FLOOD ZN ADM	16.63	.0024244393	16.63	.0024244393	.33	16.96
6110	* COUNTY FLOOD ZN #1	166.72	.0242916414	166.72	.0242916414	3.29	170.01
7580	VENTURA PORT	69.05	.0100615333	69.05	.0100615333	1.36	70.41
8080	CITY SAN BUENAVENTURA	1,250.77	.1822632411	1,250.77	.1822632411	24.71	1,275.48
8604	CASITAS MUN WTR	167.17	.0243713733	167.17	.0243713733	3.30	170.47
TRA 05080	Totals:	6,863.70	1.0000000000	6,863.70	1.0000000000	135.58	6,999.28

*** Gross Assessed Valuation Information(Assessed valuations Minus Local Exemptions) ***

	Prior Year A/V	Transfers	Current Year AVI	A/V
Secured	678,045			691,603
Unsecured				
State Assessed				
	678,045		13,558	691,603

Fund NO.	Description	Prior Year Allocation	Prior Year Factor	Adjusted Prior Year Allocation	Adjusted Prior Year Factor	Annual Tax Increment	Current Year Allocation
2014	UNIFIED SCH GEN VTA	4,686.26	.3387760235	4,686.26	.3387760235	93.63	4,779.89
2015	VTA COM COLLEGE GEN	745.21	.0538722036	745.21	.0538722036	14.89	760.10
2019	VTA COLLEGE CHILD CTR	3.08	.0002239243	3.08	.0002239243	.06	3.14
4001	COUNTY GENERAL FUND	2,373.79	.1716057469	2,373.79	.1716057469	47.44	2,421.23
4002	E.R.A.F.	891.91	.0644734546	891.91	.0644734546	17.82	909.73
4004	E.R.A.F. 93-94 SHIFT	1,370.98	.0991110121	1,370.98	.0991110121	27.39	1,398.37
4005	VTA. CO. OFFICE EDUCATION	181.65	.0131328739	181.65	.0131328739	3.63	185.28
4401	* COUNTY LIBRARY	213.94	.0154670959	213.94	.0154670959	4.27	218.21
6100	* COUNTY FLOOD ZN ADM	33.48	.0024193762	33.48	.0024193762	.67	34.15
6110	* COUNTY FLOOD ZN #1	335.73	.0242674789	335.73	.0242674789	6.71	342.44
7580	VENTURA PORT	138.66	.0100229139	138.66	.0100229139	2.77	141.43
8080	CITY SAN BUENAVENTURA	2,521.14	.1822586885	2,521.14	.1822586885	50.37	2,571.51
8604	CASITAS MUN WTR	337.06	.0243692077	337.06	.0243692077	6.74	343.80
TRA 05081	Totals:	13,832.89	1.0000000000	13,832.89	1.0000000000	276.39	14,109.28

*** Gross Assessed Valuation Information(Assessed valuations Minus Local Exemptions) ***

	Prior Year A/V	Transfers	Current Year AVI	A/V
Secured	1,382,006			1,409,645
Unsecured				
State Assessed				
	1,382,006		27,639	1,409,645

Fund NO.	Description	Prior Year Allocation	Prior Year Factor	Adjusted Prior Year Allocation	Adjusted Prior Year Factor	Annual Tax Increment	Current Year Allocation
2014	UNIFIED SCH GEN VTA	1,643.91	.3388140580	1,643.91	.3388140580	20.40	1,664.31
2015	VTA COM COLLEGE GEN	261.55	.0539059513	261.55	.0539059513	3.25	264.80
2019	VTA COLLEGE CHILD CTR	1.30	.0002714967	1.30	.0002714967	.02	1.32
4001	COUNTY GENERAL FUND	831.44	.1713627395	831.44	.1713627395	10.31	841.75
4002	E.R.A.F.	312.69	.0644613670	312.69	.0644613670	3.88	316.57
4004	E.R.A.F. 93-94 SHIFT	480.34	.0989992444	480.34	.0989992444	5.96	486.30
4005	VTA. CO. OFFICE EDUCATION	64.61	.0133176063	64.61	.0133176063	.80	65.41
4401	* COUNTY LIBRARY	75.04	.0154665585	75.04	.0154665585	.93	75.97
6100	* COUNTY FLOOD ZN ADM	11.76	.0024221427	11.76	.0024221427	.15	11.91
6110	* COUNTY FLOOD ZN #1	117.85	.0242858659	117.85	.0242858659	1.46	119.31
7580	VENTURA PORT	48.83	.0100620010	48.83	.0100620010	.61	49.44
8080	CITY SAN BUENAVENTURA	884.36	.1822579208	884.36	.1822579208	10.97	895.33
8604	CASITAS MUN WTR	118.29	.0243730479	118.29	.0243730479	1.47	119.76
TRA 05082	Totals:	4,851.97	1.0000000000	4,851.97	1.0000000000	60.21	4,912.18

*** Gross Assessed Valuation Information(Assessed valuations Minus Local Exemptions) ***

	Prior Year A/V	Transfers	Current Year AVI	A/V
Secured	451,167			460,188
Unsecured	28,800			25,800
State Assessed				
	479,967		6,021	485,988

Fund NO.	Description	Prior Year Allocation	Prior Year Factor	Adjusted Prior Year Allocation	Adjusted Prior Year Factor	Annual Tax Increment	Current Year Allocation
2014	UNIFIED SCH GEN VTA	184,693.70	.3388128117	184,693.70	.3388128117	17,570.85	202,264.55
2015	VTA COM COLLEGE GEN	29,389.00	.0539129357	29,389.00	.0539129357	2,795.93	32,184.93
2019	VTA COLLEGE CHILD CTR	151.92	.0002786587	151.92	.0002786587	14.45	166.37
4001	COUNTY GENERAL FUND	93,387.27	.1713120500	93,387.27	.1713120500	8,884.23	102,271.50
4002	E.R.A.F.	35,148.20	.0644601409	35,148.20	.0644601409	3,342.91	38,491.11
4004	E.R.A.F. 93-94 SHIFT	53,953.31	.0989765222	53,953.31	.0989765222	5,132.93	59,086.24
4005	VTA. CO. OFFICE EDUCATION	7,284.49	.0133631156	7,284.49	.0133631156	693.01	7,977.50
4401	* COUNTY LIBRARY	8,433.01	.0154700439	8,433.01	.0154700439	802.28	9,235.29
6100	* COUNTY FLOOD ZN ADM	1,324.59	.0024299152	1,324.59	.0024299152	126.02	1,450.61
6110	* COUNTY FLOOD ZN #1	13,241.24	.0242905808	13,241.24	.0242905808	1,259.71	14,500.95
7580	VENTURA PORT	5,486.48	.0100646914	5,486.48	.0100646914	521.96	6,008.44
8080	CITY SAN BUENAVENTURA	99,342.23	.1822517933	99,342.23	.1822517933	9,451.59	108,793.82
8604	CASITAS MUN WTR	13,284.71	.0243767406	13,284.71	.0243767406	1,264.18	14,548.89
TRA 05083	Totals:	545,120.15	1.0000000000	545,120.15	1.0000000000	51,860.05	596,980.20

*** Gross Assessed Valuation Information(Assessed valuations Minus Local Exemptions) ***

	Prior Year A/V	Transfers	Current Year AVI	A/V
Secured	53,423,178		58,565,733	
Unsecured	906,750		950,200	
State Assessed				
	54,329,928		5,186,005	59,515,933

Fund NO.	Description	Prior Year Allocation	Prior Year Factor	Adjusted Prior Year Allocation	Adjusted Prior Year Factor	Annual Tax Increment	Current Year Allocation
2014	UNIFIED SCH GEN VTA	27,670.28	.3388070854	27,670.28	.3388070854	3,570.32-	24,099.96
2015	VTA COM COLLEGE GEN	4,402.82	.0539102088	4,402.82	.0539102088	568.10-	3,834.72
2019	VTA COLLEGE CHILD CTR	22.54	.0002757956	22.54	.0002757956	2.91-	19.63
4001	COUNTY GENERAL FUND	14,558.56	.1782613504	14,558.56	.1782613504	1,878.51-	12,680.05
4002	E.R.A.F.	5,222.49	.0639465279	5,222.49	.0639465279	673.86-	4,548.63
4004	E.R.A.F. 93-94 SHIFT	8,082.69	.0989680946	8,082.69	.0989680946	1,042.92-	7,039.77
4005	VTA. CO. OFFICE EDUCATION	1,088.67	.0133301963	1,088.67	.0133301963	140.47-	948.20
4401	* COUNTY LIBRARY	1,263.23	.0154673885	1,263.23	.0154673885	162.99-	1,100.24
6100	* COUNTY FLOOD ZN ADM	198.16	.0024264194	198.16	.0024264194	25.57-	172.59
6110	* COUNTY FLOOD ZN #1	1,983.58	.0242879235	1,983.58	.0242879235	255.94-	1,727.64
7580	VENTURA PORT	821.84	.0100629584	821.84	.0100629584	106.04-	715.80
8080	CITY SAN BUENAVENTURA	14,365.06	.1758920153	14,365.06	.1758920153	1,853.54-	12,511.52
8604	CASITAS MUN WTR	1,989.82	.0243640359	1,989.82	.0243640359	256.75-	1,733.07
TRA 05084	Totals:	81,669.74	1.0000000000	81,669.74	1.0000000000	10,537.92-	71,131.82

*** Gross Assessed Valuation Information(Assessed valuations Minus Local Exemptions) ***

	Prior Year A/V	Transfers	Current Year AVI	A/V
Secured	8,141,019			7,087,227
Unsecured				
State Assessed				
	8,141,019		1,053,792-	7,087,227

Fund NO.	Description	Prior Year Allocation	Prior Year Factor	Adjusted Prior Year Allocation	Adjusted Prior Year Factor	Annual Tax Increment	Current Year Allocation
2014	UNIFIED SCH GEN VTA	14,440.53	.3388121859	14,440.53	.3388121859	302.82	14,743.35
2015	VTA COM COLLEGE GEN	2,297.81	.0539126417	2,297.81	.0539126417	48.19	2,346.00
2019	VTA COLLEGE CHLD CTR	11.83	.0002777144	11.83	.0002777144	.25	12.08
4001	COUNTY GENERAL FUND	7,301.76	.1713170041	7,301.76	.1713170041	153.12	7,454.88
4002	E.R.A.F.	2,747.25	.0644597394	2,747.25	.0644597394	57.61	2,804.86
4004	E.R.A.F. 93-94 SHIFT	4,218.63	.0989797892	4,218.63	.0989797892	88.47	4,307.10
4005	VTA. CO. OFFICE EDUCATION	569.08	.0133520018	569.08	.0133520018	11.93	581.01
4401	* COUNTY LIBRARY	659.32	.0154691069	659.32	.0154691069	13.83	673.15
6100	* COUNTY FLOOD ZN ADM	103.55	.0024297476	103.55	.0024297476	2.17	105.72
6110	* COUNTY FLOOD ZN #1	1,035.21	.0242887260	1,035.21	.0242887260	21.71	1,056.92
7580	VENTURA PORT	428.90	.0100638980	428.90	.0100638980	8.99	437.89
8080	CITY SAN BUENAVENTURA	7,768.22	.1822606728	7,768.22	.1822606728	162.90	7,931.12
8604	CASITAS MUN WTR	1,039.00	.0243767722	1,039.00	.0243767722	21.79	1,060.79
TRA 05085	Totals:	42,621.09	1.0000000000	42,621.09	1.0000000000	893.78	43,514.87

*** Gross Assessed Valuation Information(Assessed valuations Minus Local Exemptions) ***

	Prior Year A/V	Transfers	Current Year AVI	A/V
Secured	4,229,232			4,318,610
Unsecured				
State Assessed				
	4,229,232		89,378	4,318,610

Fund NO.	Description	Prior Year Allocation	Prior Year Factor	Adjusted Prior Year Allocation	Adjusted Prior Year Factor	Annual Tax Increment	Current Year Allocation
2014	UNIFIED SCH GEN VTA	1,672.79	.3387974037	1,672.79	.3387974037	236.53	1,909.32
2015	VTA COM COLLEGE GEN	266.03	.0538794399	266.03	.0538794399	37.62	303.65
2019	VTA COLLEGE CHILD CTR	1.17	.0002403991	1.17	.0002403991	.17	1.34
4001	COUNTY GENERAL FUND	846.59	.1714551528	846.59	.1714551528	119.71	966.30
4002	E.R.A.F.	318.34	.0644761426	318.34	.0644761426	45.01	363.35
4004	E.R.A.F. 93-94 SHIFT	489.05	.0990413956	489.05	.0990413956	69.14	558.19
4005	VTA. CO. OFFICE EDUCATION	65.51	.0132707698	65.51	.0132707698	9.26	74.77
4401	* COUNTY LIBRARY	76.33	.0154585756	76.33	.0154585756	10.79	87.12
6100	* COUNTY FLOOD ZN ADM	12.01	.0024385258	12.01	.0024385258	1.70	13.71
6110	* COUNTY FLOOD ZN #1	119.75	.0242538403	119.75	.0242538403	16.93	136.68
7580	VENTURA PORT	49.58	.0100366609	49.58	.0100366609	7.01	56.59
8080	CITY SAN BUENAVENTURA	899.97	.1822664360	899.97	.1822664360	127.25	1,027.22
8604	CASITAS MUN WTR	120.39	.0243852579	120.39	.0243852579	17.02	137.41
TRA 05086	Totals:	4,937.51	1.0000000000	4,937.51	1.0000000000	698.14	5,635.65

*** Gross Assessed Valuation Information(Assessed valuations Minus Local Exemptions) ***

	Prior Year A/V	Transfers	Current Year AVI	A/V
Secured	491,546			561,360
Unsecured				
State Assessed				
	491,546		69,814	561,360

Fund NO.	Description	Prior Year Allocation	Prior Year Factor	Adjusted Prior Year Allocation	Adjusted Prior Year Factor	Annual Tax Increment	Current Year Allocation
2014	UNIFIED SCH GEN VTA	4,977.16	.3388104203	4,977.16	.3388104203	1,601.76	6,578.92
2015	VTA COM COLLEGE GEN	791.95	.0539102093	791.95	.0539102093	254.87	1,046.82
2019	VTA COLLEGE CHILD CTR	4.06	.0002776603	4.06	.0002776603	1.31	5.37
4001	COUNTY GENERAL FUND	2,517.14	.1713493310	2,517.14	.1713493310	810.08	3,327.22
4002	E.R.A.F.	946.90	.0644581399	946.90	.0644581399	304.73	1,251.63
4004	E.R.A.F. 93-94 SHIFT	1,454.21	.0989926997	1,454.21	.0989926997	468.00	1,922.21
4005	VTA. CO. OFFICE EDUCATION	195.93	.0133370771	195.93	.0133370771	63.05	258.98
4401	* COUNTY LIBRARY	227.20	.0154654941	227.20	.0154654941	73.11	300.31
6100	* COUNTY FLOOD ZN ADM	35.68	.0024281718	35.68	.0024281718	11.48	47.16
6110	* COUNTY FLOOD ZN #1	356.75	.0242842452	356.75	.0242842452	114.81	471.56
7580	VENTURA PORT	147.79	.0100606441	147.79	.0100606441	47.56	195.35
8080	CITY SAN BUENAVENTURA	2,677.31	.1822507003	2,677.31	.1822507003	861.61	3,538.92
8604	CASITAS MUN WTR	358.10	.0243752069	358.10	.0243752069	115.24	473.34
TRA 05087	Totals:	14,690.18	1.0000000000	14,690.18	1.0000000000	4,727.61	19,417.79

*** Gross Assessed Valuation Information(Assessed valuations Minus Local Exemptions) ***

	Prior Year A/V	Transfers	Current Year AVI	A/V
Secured	1,462,283			1,935,044
Unsecured				
State Assessed				
	1,462,283		472,761	1,935,044

Fund NO.	Description	Prior Year Allocation	Prior Year Factor	Adjusted Prior Year Allocation	Adjusted Prior Year Factor	Annual Tax Increment	Current Year Allocation
2014	UNIFIED SCH GEN VTA	3,258.93	.3388148733	3,258.93	.3388148733	1,859.11	5,118.04
2015	VTA COM COLLEGE GEN	518.57	.0539121252	518.57	.0539121252	295.82	814.39
2019	VTA COLLEGE CHILD CTR	2.63	.0002727231	2.63	.0002727231	1.50	4.13
4001	COUNTY GENERAL FUND	1,647.94	.1713223326	1,647.94	.1713223326	940.07	2,588.01
4002	E.R.A.F.	620.08	.0644665113	620.08	.0644665113	353.73	973.81
4004	E.R.A.F. 93-94 SHIFT	952.08	.0989820393	952.08	.0989820393	543.13	1,495.21
4005	VTA. CO. OFFICE EDUCATION	128.27	.0133362832	128.27	.0133362832	73.18	201.45
4401	* COUNTY LIBRARY	148.78	.0154677142	148.78	.0154677142	84.87	233.65
6100	* COUNTY FLOOD ZN ADM	23.32	.0024264940	23.32	.0024264940	13.31	36.63
6110	* COUNTY FLOOD ZN #1	233.64	.0242900413	233.64	.0242900413	133.28	366.92
7580	VENTURA PORT	96.79	.0100646412	96.79	.0100646412	55.23	152.02
8080	CITY SAN BUENAVENTURA	1,753.18	.1822677187	1,753.18	.1822677187	1,000.12	2,753.30
8604	CASITAS MUN WTR	234.46	.0243765026	234.46	.0243765026	133.76	368.22
TRA 05088	Totals:	9,618.67	1.0000000000	9,618.67	1.0000000000	5,487.11	15,105.78

*** Gross Assessed Valuation Information(Assessed valuations Minus Local Exemptions) ***

	Prior Year A/V	Transfers	Current Year AVI	A/V
Secured	953,015			1,501,726
Unsecured				
State Assessed				
	953,015		548,711	1,501,726

Fund NO.	Description	Prior Year Allocation	Prior Year Factor	Adjusted Prior Year Allocation	Adjusted Prior Year Factor	Annual Tax Increment	Current Year Allocation
2014	UNIFIED SCH GEN VTA	854.86	.3388065330	854.86	.3388065330	17.01	871.87
2015	VTA COM COLLEGE GEN	135.91	.0538713701	135.91	.0538713701	2.70	138.61
2019	VTA COLLEGE CHILD CTR	.57	.0002320791	.57	.0002320791	.01	.58
4001	COUNTY GENERAL FUND	432.50	.1713958538	432.50	.1713958538	8.60	441.10
4002	E.R.A.F.	162.52	.0644151508	162.52	.0644151508	3.23	165.75
4004	E.R.A.F. 93-94 SHIFT	249.83	.0990167759	249.83	.0990167759	4.97	254.80
4005	VTA. CO. OFFICE EDUCATION	34.20	.0135540496	34.20	.0135540496	.68	34.88
4401	* COUNTY LIBRARY	38.97	.0154427286	38.97	.0154427286	.78	39.75
6100	* COUNTY FLOOD ZN ADM	5.95	.0023673308	5.95	.0023673308	.12	6.07
6110	* COUNTY FLOOD ZN #1	61.24	.0242651411	61.24	.0242651411	1.22	62.46
7580	VENTURA PORT	25.41	.0100664327	25.41	.0100664327	.51	25.92
8080	CITY SAN BUENAVENTURA	459.78	.1822168659	459.78	.1822168659	9.15	468.93
8604	CASITAS MUN WTR	61.44	.0243496886	61.44	.0243496886	1.22	62.66
TRA 05089	Totals:	2,523.18	1.0000000000	2,523.18	1.0000000000	50.20	2,573.38

*** Gross Assessed Valuation Information(Assessed valuations Minus Local Exemptions) ***

	Prior Year A/V	Transfers	Current Year AVI	A/V
Secured	251,086			256,106
Unsecured				
State Assessed				
	251,086		5,020	256,106

Fund NO.	Description	Prior Year Allocation	Prior Year Factor	Adjusted Prior Year Allocation	Adjusted Prior Year Factor	Annual Tax Increment	Current Year Allocation
2014	UNIFIED SCH GEN VTA	12,237.84	.3422581302	12,237.84	.3422581302	115.10	12,352.94
2015	VTA COM COLLEGE GEN	1,947.30	.0544607713	1,947.30	.0544607713	18.32	1,965.62
2019	VTA COLLEGE CHILD CTR	10.08	.0002820926	10.08	.0002820926	.09	10.17
4001	COUNTY GENERAL FUND	6,188.90	.1730556934	6,188.90	.1730556934	58.19	6,247.09
4002	E.R.A.F.	2,335.33	.0651168006	2,335.33	.0651168006	21.90	2,357.23
4004	E.R.A.F. 93-94 SHIFT	3,574.51	.0999847088	3,574.51	.0999847088	33.62	3,608.13
4005	VTA. CO. OFFICE EDUCATION	482.22	.0134870244	482.22	.0134870244	4.54	486.76
4401	* COUNTY LIBRARY	558.74	.0156262232	558.74	.0156262232	5.26	564.00
6100	* COUNTY FLOOD ZN ADM	87.74	.0024540449	87.74	.0024540449	.83	88.57
6110	* COUNTY FLOOD ZN #1	877.36	.0245366359	877.36	.0245366359	8.25	885.61
8080	CITY SAN BUENAVENTURA	6,578.19	.1841135338	6,578.19	.1841135338	61.92	6,640.11
8604	CASITAS MUN WTR	877.90	.0246243409	877.90	.0246243409	8.28	886.18
TRA 05090	Totals:	35,756.11	1.0000000000	35,756.11	1.0000000000	336.30	36,092.41

*** Gross Assessed Valuation Information(Assessed valuations Minus Local Exemptions) ***

	Prior Year	Transfers	Current Year	AVI	A/V
Secured	2,835,053				2,868,683
Unsecured					
State Assessed					
	2,835,053		33,630		2,868,683

Fund NO.	Description	Prior Year Allocation	Prior Year Factor	Adjusted Prior Year Allocation	Adjusted Prior Year Factor	Annual Tax Increment	Current Year Allocation
2014	UNIFIED SCH GEN VTA	10,650.79	.3600009437	10,650.79	.3600009437	95.64	10,746.43
2015	VTA COM COLLEGE GEN	1,694.75	.0572830651	1,694.75	.0572830651	15.22	1,709.97
2019	VTA COLLEGE CHILD CTR	8.34	.0002831123	8.34	.0002831123	.08	8.42
4001	COUNTY GENERAL FUND	5,388.09	.1821218973	5,388.09	.1821218973	48.38	5,436.47
4002	E.R.A.F.	1,619.35	.0547586750	1,619.35	.0547586750	14.55	1,633.90
4004	E.R.A.F. 93-94 SHIFT	3,049.75	.1030799693	3,049.75	.1030799693	27.38	3,077.13
4005	VTA. CO. OFFICE EDUCATION	417.25	.0141035166	417.25	.0141035166	3.75	421.00
4401	* COUNTY LIBRARY	485.93	.0164242737	485.93	.0164242737	4.36	490.29
6100	* COUNTY FLOOD ZN ADM	76.13	.0025734466	76.13	.0025734466	.68	76.81
6120	* COUNTY FLOOD ZN #2	752.27	.0254264049	752.27	.0254264049	6.75	759.02
7770	UNITED WTR CONS DIST	188.87	.0063806071	188.87	.0063806071	1.70	190.57
8080	CITY SAN BUENAVENTURA	5,254.03	.1775640884	5,254.03	.1775640884	47.17	5,301.20
TRA 05091	Totals:	29,585.55	1.0000000000	29,585.55	1.0000000000	265.66	29,851.21

*** Gross Assessed Valuation Information(Assessed valuations Minus Local Exemptions) ***

	Prior Year	Transfers	Current Year	AVI	A/V
Secured	2,386,859				2,434,595
Unsecured	577,300				556,130
State Assessed					
	2,964,159		26,566		2,990,725

Fund NO.	Description	Prior Year Allocation	Prior Year Factor	Adjusted Prior Year Allocation	Adjusted Prior Year Factor	Annual Tax Increment	Current Year Allocation
2014	UNIFIED SCH GEN VTA	78,897.04	.3600031503	78,897.04	.3600031503	1,681.77	80,578.81
2015	VTA COM COLLEGE GEN	12,554.26	.0572845136	12,554.26	.0572845136	267.61	12,821.87
2019	VTA COLLEGE CHILD CTR	64.80	.0002955284	64.80	.0002955284	1.38	66.18
4001	COUNTY GENERAL FUND	39,892.28	.1820270371	39,892.28	.1820270371	850.35	40,742.63
4002	E.R.A.F.	12,001.11	.0547613925	12,001.11	.0547613925	255.82	12,256.93
4004	E.R.A.F. 93-94 SHIFT	22,581.04	.1030361463	22,581.04	.1030361463	481.34	23,062.38
4005	VTA. CO. OFFICE EDUCATION	3,109.43	.0141880638	3,109.43	.0141880638	66.28	3,175.71
4401	* COUNTY LIBRARY	3,600.65	.0164294888	3,600.65	.0164294888	76.75	3,677.40
6100	* COUNTY FLOOD ZN ADM	565.83	.0025817839	565.83	.0025817839	12.06	577.89
6120	* COUNTY FLOOD ZN #2	5,576.27	.0254442436	5,576.27	.0254442436	118.86	5,695.13
7770	UNITED WTR CONS DIST	1,398.97	.0063832737	1,398.97	.0063832737	29.82	1,428.79
8080	CITY SAN BUENAVENTURA	38,914.82	.1775653780	38,914.82	.1775653780	829.51	39,744.33
TRA 05092	Totals:	219,156.50	1.0000000000	219,156.50	1.0000000000	4,671.55	223,828.05

*** Gross Assessed Valuation Information(Assessed valuations Minus Local Exemptions) ***

	Prior Year	Transfers	Current Year	AVI	A/V
Secured	21,889,796				22,356,951
Unsecured	10,100				10,100
State Assessed					
	21,899,896		467,155		22,367,051

Fund NO.	Description	Prior Year Allocation	Prior Year Factor	Adjusted Prior Year Allocation	Adjusted Prior Year Factor	Annual Tax Increment	Current Year Allocation
2014	UNIFIED SCH GEN VTA	10,106.70	.3600023969	10,106.70	.3600023969	201.75	10,308.45
2015	VTA COM COLLEGE GEN	1,608.17	.0572838223	1,608.17	.0572838223	32.10	1,640.27
2019	VTA COLLEGE CHILD CTR	8.30	.0002956275	8.30	.0002956275	.17	8.47
4001	COUNTY GENERAL FUND	5,110.42	.1820337702	5,110.42	.1820337702	102.00	5,212.42
4002	E.R.A.F.	1,537.39	.0547618595	1,537.39	.0547618595	30.69	1,568.08
4004	E.R.A.F. 93-94 SHIFT	2,892.74	.1030397961	2,892.74	.1030397961	57.74	2,950.48
4005	VTA. CO. OFFICE EDUCATION	398.11	.0141799213	398.11	.0141799213	7.95	406.06
4401	* COUNTY LIBRARY	461.20	.0164270240	461.20	.0164270240	9.21	470.41
6100	* COUNTY FLOOD ZN ADM	72.49	.0025827253	72.49	.0025827253	1.45	73.94
6120	* COUNTY FLOOD ZN #2	714.38	.0254453302	714.38	.0254453302	14.26	728.64
7770	UNITED WTR CONS DIST	179.10	.0063792058	179.10	.0063792058	3.57	182.67
8080	CITY SAN BUENAVENTURA	4,985.07	.1775685209	4,985.07	.1775685209	99.51	5,084.58
TRA 05093	Totals:	28,074.07	1.0000000000	28,074.07	1.0000000000	560.40	28,634.47

*** Gross Assessed Valuation Information(Assessed valuations Minus Local Exemptions) ***

	Prior Year	Transfers	Current Year
Secured	2,802,276		2,858,316
Unsecured			
State Assessed			
	2,802,276		56,040
			2,858,316

Fund NO.	Description	Prior Year Allocation	Prior Year Factor	Adjusted Prior Year Allocation	Adjusted Prior Year Factor	Annual Tax Increment	Current Year Allocation
2014	UNIFIED SCH GEN VTA	6,453.70	.3600036240	6,453.70	.3600036240	128.61	6,582.31
2015	VTA COM COLLEGE GEN	1,026.90	.0572841413	1,026.90	.0572841413	20.46	1,047.36
2019	VTA COLLEGE CHILD CTR	5.31	.0002956477	5.31	.0002956477	.11	5.42
4001	COUNTY GENERAL FUND	3,263.60	.1820500821	3,263.60	.1820500821	65.05	3,328.65
4002	E.R.A.F.	981.63	.0547576409	981.63	.0547576409	19.56	1,001.19
4004	E.R.A.F. 93-94 SHIFT	1,847.22	.1030433646	1,847.22	.1030433646	36.81	1,884.03
4005	VTA. CO. OFFICE EDUCATION	253.97	.0141681019	253.97	.0141681019	5.06	259.03
4401	* COUNTY LIBRARY	294.53	.0164296600	294.53	.0164296600	5.87	300.40
6100	* COUNTY FLOOD ZN ADM	46.20	.0025779451	46.20	.0025779451	.92	47.12
6120	* COUNTY FLOOD ZN #2	456.10	.0254429579	456.10	.0254429579	9.09	465.19
7770	UNITED WTR CONS DIST	114.43	.0063824991	114.43	.0063824991	2.28	116.71
8080	CITY SAN BUENAVENTURA	3,183.13	.1775643354	3,183.13	.1775643354	63.43	3,246.56
TRA 05094	Totals:	17,926.72	1.0000000000	17,926.72	1.0000000000	357.25	18,283.97

*** Gross Assessed Valuation Information(Assessed valuations Minus Local Exemptions) ***

	Prior Year	Transfers	Current Year	AVI	A/V
Secured	1,786,524				1,822,249
Unsecured					
State Assessed					
	1,786,524		35,725		1,822,249

Fund NO.	Description	Prior Year Allocation	Prior Year Factor	Adjusted Prior Year Allocation	Adjusted Prior Year Factor	Annual Tax Increment	Current Year Allocation
2014	UNIFIED SCH GEN VTA	4,398.10	.3600024235	4,398.10	.3600024235	991.17	5,389.27
2015	VTA COM COLLEGE GEN	699.77	.0572789651	699.77	.0572789651	157.70	857.47
2019	VTA COLLEGE CHILD CTR	3.60	.0002953695	3.60	.0002953695	.81	4.41
4001	COUNTY GENERAL FUND	2,223.92	.1820378959	2,223.92	.1820378959	501.20	2,725.12
4002	E.R.A.F.	668.87	.0547514694	668.87	.0547514694	150.74	819.61
4004	E.R.A.F. 93-94 SHIFT	1,258.77	.1030356342	1,258.77	.1030356342	283.68	1,542.45
4005	VTA. CO. OFFICE EDUCATION	173.46	.0141981722	173.46	.0141981722	39.09	212.55
4401	* COUNTY LIBRARY	200.72	.0164297353	200.72	.0164297353	45.23	245.95
6100	* COUNTY FLOOD ZN ADM	31.55	.0025821907	31.55	.0025821907	7.11	38.66
6120	* COUNTY FLOOD ZN #2	310.91	.0254487234	310.91	.0254487234	70.07	380.98
7770	UNITED WTR CONS DIST	77.89	.0063758944	77.89	.0063758944	17.55	95.44
8080	CITY SAN BUENAVENTURA	2,169.29	.1775635264	2,169.29	.1775635264	488.87	2,658.16
TRA 05095	Totals:	12,216.85	1.0000000000	12,216.85	1.0000000000	2,753.22	14,970.07

*** Gross Assessed Valuation Information(Assessed valuations Minus Local Exemptions) ***

	Prior Year	Transfers	Current Year	
	A/V		AVI	A/V
Secured	1,219,399			1,494,721
Unsecured				
State Assessed				
	1,219,399		275,322	1,494,721

Fund NO.	Description	Prior Year Allocation	Prior Year Factor	Adjusted Prior Year Allocation	Adjusted Prior Year Factor	Annual Tax Increment	Current Year Allocation
2014	UNIFIED SCH GEN VTA	3,512.25	.3599872570	3,512.25	.3599872570	415.06	3,927.31
2015	VTA COM COLLEGE GEN	558.71	.0572634597	558.71	.0572634597	66.02	624.73
2019	VTA COLLEGE CHILD CTR	2.84	.0002920250	2.84	.0002920250	.34	3.18
4001	COUNTY GENERAL FUND	1,775.45	.1819753403	1,775.45	.1819753403	209.82	1,985.27
4002	E.R.A.F.	534.14	.0547472759	534.14	.0547472759	63.12	597.26
4004	E.R.A.F. 93-94 SHIFT	1,005.60	.1030657135	1,005.60	.1030657135	118.83	1,124.43
4005	VTA. CO. OFFICE EDUCATION	139.23	.0142700027	139.23	.0142700027	16.45	155.68
4401	* COUNTY LIBRARY	160.16	.0164146274	160.16	.0164146274	18.93	179.09
6100	* COUNTY FLOOD ZN ADM	25.13	.0025781863	25.13	.0025781863	2.97	28.10
6120	* COUNTY FLOOD ZN #2	248.41	.0254595897	248.41	.0254595897	29.35	277.76
7770	UNITED WTR CONS DIST	62.12	.0063651361	62.12	.0063651361	7.34	69.46
8080	CITY SAN BUENAVENTURA	1,732.62	.1775813864	1,732.62	.1775813864	204.75	1,937.37
TRA 05096	Totals:	9,756.66	1.0000000000	9,756.66	1.0000000000	1,152.98	10,909.64

*** Gross Assessed Valuation Information(Assessed valuations Minus Local Exemptions) ***

	Prior Year	Transfers	Current Year
Secured	A/V 975,000		AVI 1,090,298
Unsecured			
State Assessed			
	975,000		115,298
			1,090,298

Fund NO.	Description	Prior Year Allocation	Prior Year Factor	Adjusted Prior Year Allocation	Adjusted Prior Year Factor	Annual Tax Increment	Current Year Allocation
2014	UNIFIED SCH GEN VTA	4,153.30	.3600009019	4,153.30	.3600009019	82.95	4,236.25
2015	VTA COM COLLEGE GEN	660.89	.0572849138	660.89	.0572849138	13.20	674.09
2019	VTA COLLEGE CHILD CTR	3.44	.0002931328	3.44	.0002931328	.07	3.51
4001	COUNTY GENERAL FUND	2,100.77	.1821037444	2,100.77	.1821037444	41.97	2,142.74
4002	E.R.A.F.	631.55	.0547447065	631.55	.0547447065	12.61	644.16
4004	E.R.A.F. 93-94 SHIFT	1,188.89	.1030513319	1,188.89	.1030513319	23.74	1,212.63
4005	VTA. CO. OFFICE EDUCATION	163.33	.0141545985	163.33	.0141545985	3.26	166.59
4401	* COUNTY LIBRARY	189.41	.0164189899	189.41	.0164189899	3.78	193.19
6100	* COUNTY FLOOD ZN ADM	29.67	.0025710550	29.67	.0025710550	.59	30.26
6120	* COUNTY FLOOD ZN #2	293.48	.0254385272	293.48	.0254385272	5.86	299.34
7770	UNITED WTR CONS DIST	73.61	.0063799012	73.61	.0063799012	1.47	75.08
8080	CITY SAN BUENAVENTURA	2,048.47	.1775581969	2,048.47	.1775581969	40.91	2,089.38
TRA 05097	Totals:	11,536.81	1.0000000000	11,536.81	1.0000000000	230.41	11,767.22

*** Gross Assessed Valuation Information(Assessed valuations Minus Local Exemptions) ***

	Prior Year	Transfers	Current Year	AVI	A/V
Secured	1,152,079				1,175,120
Unsecured					
State Assessed					
	1,152,079		23,041		1,175,120

Fund NO.	Description	Prior Year Allocation	Prior Year Factor	Adjusted Prior Year Allocation	Adjusted Prior Year Factor	Annual Tax Increment	Current Year Allocation
2014	UNIFIED SCH GEN VTA	7,490.21	.3600018871	7,490.21	.3600018871	149.17	7,639.38
2015	VTA COM COLLEGE GEN	1,191.81	.0572824883	1,191.81	.0572824883	23.74	1,215.55
2019	VTA COLLEGE CHILD CTR	6.13	.0002941690	6.13	.0002941690	.12	6.25
4001	COUNTY GENERAL FUND	3,787.56	.1820376276	3,787.56	.1820376276	75.42	3,862.98
4002	E.R.A.F.	1,139.88	.0547624003	1,139.88	.0547624003	22.69	1,162.57
4004	E.R.A.F. 93-94 SHIFT	2,143.80	.1030402303	2,143.80	.1030402303	42.70	2,186.50
4005	VTA. CO. OFFICE EDUCATION	295.13	.0141838241	295.13	.0141838241	5.88	301.01
4401	* COUNTY LIBRARY	341.81	.0164290454	341.81	.0164290454	6.81	348.62
6100	* COUNTY FLOOD ZN ADM	53.69	.0025808522	53.69	.0025808522	1.07	54.76
6120	* COUNTY FLOOD ZN #2	529.37	.0254423766	529.37	.0254423766	10.54	539.91
7770	UNITED WTR CONS DIST	132.72	.0063818639	132.72	.0063818639	2.64	135.36
8080	CITY SAN BUENAVENTURA	3,693.92	.1775632352	3,693.92	.1775632352	73.58	3,767.50
TRA 05098	Totals:	20,806.03	1.0000000000	20,806.03	1.0000000000	414.36	21,220.39

*** Gross Assessed Valuation Information(Assessed valuations Minus Local Exemptions) ***

	Prior Year	Transfers	Current Year	AVI	A/V
Secured	2,072,060				2,113,496
Unsecured					
State Assessed					
	2,072,060		41,436		2,113,496

Fund NO.	Description	Prior Year Allocation	Prior Year Factor	Adjusted Prior Year Allocation	Adjusted Prior Year Factor	Annual Tax Increment	Current Year Allocation
2014	UNIFIED SCH GEN VTA	687.88	.3600022680	687.88	.3600022680	13.68	701.56
2015	VTA COM COLLEGE GEN	109.43	.0572692220	109.43	.0572692220	2.18	111.61
2019	VTA COLLEGE CHILD CTR	.59	.0002835110	.59	.0002835110	.01	.60
4001	COUNTY GENERAL FUND	347.85	.1820962514	347.85	.1820962514	6.91	354.76
4002	E.R.A.F.	104.63	.0547645377	104.63	.0547645377	2.08	106.71
4004	E.R.A.F. 93-94 SHIFT	196.92	.1030534958	196.92	.1030534958	3.92	200.84
4005	VTA. CO. OFFICE EDUCATION	27.02	.0141377335	27.02	.0141377335	.54	27.56
4401	* COUNTY LIBRARY	31.37	.0164210928	31.37	.0164210928	.62	31.99
6100	* COUNTY FLOOD ZN ADM	4.92	.0025802054	4.92	.0025802054	.10	5.02
6120	* COUNTY FLOOD ZN #2	48.60	.0254369310	48.60	.0254369310	.97	49.57
7770	UNITED WTR CONS DIST	12.23	.0063886325	12.23	.0063886325	.24	12.47
8080	CITY SAN BUENAVENTURA	339.29	.1775661189	339.29	.1775661189	6.75	346.04
TRA 05099	Totals:	1,910.73	1.0000000000	1,910.73	1.0000000000	38.00	1,948.73

*** Gross Assessed Valuation Information(Assessed valuations Minus Local Exemptions) ***

	Prior Year	Transfers	Current Year
Secured	190,066		193,866
Unsecured			
State Assessed			
	190,066		3,800
			193,866

Fund NO.	Description	Prior Year Allocation	Prior Year Factor	Adjusted Prior Year Allocation	Adjusted Prior Year Factor	Annual Tax Increment	Current Year Allocation
2014	UNIFIED SCH GEN VTA	1,887.11	.3600012940	1,887.11	.3600012940	37.71	1,924.82
2015	VTA COM COLLEGE GEN	300.16	.0572611691	300.16	.0572611691	6.00	306.16
2019	VTA COLLEGE CHILD CTR	1.52	.0002911584	1.52	.0002911584	.03	1.55
4001	COUNTY GENERAL FUND	954.87	.1821515913	954.87	.1821515913	19.07	973.94
4002	E.R.A.F.	287.07	.0547712732	287.07	.0547712732	5.74	292.81
4004	E.R.A.F. 93-94 SHIFT	540.46	.1031021076	540.46	.1031021076	10.80	551.26
4005	VTA. CO. OFFICE EDUCATION	73.65	.0140481663	73.65	.0140481663	1.47	75.12
4401	* COUNTY LIBRARY	86.08	.0164247652	86.08	.0164247652	1.72	87.80
6100	* COUNTY FLOOD ZN ADM	13.39	.0025530346	13.39	.0025530346	.27	13.66
6120	* COUNTY FLOOD ZN #2	133.36	.0254421720	133.36	.0254421720	2.66	136.02
7770	UNITED WTR CONS DIST	33.42	.0063780554	33.42	.0063780554	.67	34.09
8080	CITY SAN BUENAVENTURA	930.86	.1775752129	930.86	.1775752129	18.60	949.46
TRA 05100	Totals:	5,241.95	1.0000000000	5,241.95	1.0000000000	104.74	5,346.69

*** Gross Assessed Valuation Information(Assessed valuations Minus Local Exemptions) ***

	Prior Year	Transfers	Current Year
Secured	A/V 523,716		AVI 534,190
Unsecured			
State Assessed			
	523,716		10,474
			534,190

Fund NO.	Description	Prior Year Allocation	Prior Year Factor	Adjusted Prior Year Allocation	Adjusted Prior Year Factor	Annual Tax Increment	Current Year Allocation
2014	UNIFIED SCH GEN VTA	4,045.65	.3600006270	4,045.65	.3600006270	59.13	4,104.78
2015	VTA COM COLLEGE GEN	643.70	.0572774590	643.70	.0572774590	9.41	653.11
2019	VTA COLLEGE CHILD CTR	3.25	.0002900322	3.25	.0002900322	.05	3.30
4001	COUNTY GENERAL FUND	2,045.86	.1820475370	2,045.86	.1820475370	29.91	2,075.77
4002	E.R.A.F.	615.35	.0547579687	615.35	.0547579687	8.99	624.34
4004	E.R.A.F. 93-94 SHIFT	1,157.91	.1030361402	1,157.91	.1030361402	16.92	1,174.83
4005	VTA. CO. OFFICE EDUCATION	159.28	.0141721595	159.28	.0141721595	2.33	161.61
4401	* COUNTY LIBRARY	184.70	.0164354032	184.70	.0164354032	2.70	187.40
6100	* COUNTY FLOOD ZN ADM	29.01	.0025835278	29.01	.0025835278	.42	29.43
6120	* COUNTY FLOOD ZN #2	285.99	.0254483731	285.99	.0254483731	4.18	290.17
7770	UNITED WTR CONS DIST	71.74	.0063858364	71.74	.0063858364	1.05	72.79
8080	CITY SAN BUENAVENTURA	1,995.48	.1775649359	1,995.48	.1775649359	29.17	2,024.65
TRA 05101	Totals:	11,237.92	1.0000000000	11,237.92	1.0000000000	164.26	11,402.18

*** Gross Assessed Valuation Information(Assessed valuations Minus Local Exemptions) ***

	Prior Year	Transfers	Current Year
Secured	1,121,361		1,137,787
Unsecured			
State Assessed			
	1,121,361		16,426
			1,137,787

Fund NO.	Description	Prior Year Allocation	Prior Year Factor	Adjusted Prior Year Allocation	Adjusted Prior Year Factor	Annual Tax Increment	Current Year Allocation
2014	UNIFIED SCH GEN VTA	21,082.04	.3600034913	21,082.04	.3600034913	1,145.24-	19,936.80
2015	VTA COM COLLEGE GEN	3,354.39	.0572802257	3,354.39	.0572802257	182.22-	3,172.17
2019	VTA COLLEGE CHILD CTR	17.05	.0002909471	17.05	.0002909471	.93-	16.12
4001	COUNTY GENERAL FUND	10,661.59	.1820594680	10,661.59	.1820594680	579.16-	10,082.43
4002	E.R.A.F.	3,207.20	.0547620117	3,207.20	.0547620117	174.21-	3,032.99
4004	E.R.A.F. 93-94 SHIFT	6,034.63	.1030498306	6,034.63	.1030498306	327.82-	5,706.81
4005	VTA. CO. OFFICE EDUCATION	829.06	.0141575396	829.06	.0141575396	45.04-	784.02
4401	* COUNTY LIBRARY	962.04	.0164281659	962.04	.0164281659	52.26-	909.78
6100	* COUNTY FLOOD ZN ADM	151.10	.0025799378	151.10	.0025799378	8.21-	142.89
6120	* COUNTY FLOOD ZN #2	1,490.00	.0254436687	1,490.00	.0254436687	80.94-	1,409.06
7770	UNITED WTR CONS DIST	373.62	.0063807472	373.62	.0063807472	20.30-	353.32
8080	CITY SAN BUENAVENTURA	10,397.99	.1775639664	10,397.99	.1775639664	564.86-	9,833.13
TRA 05102	Totals:	58,560.71	1.0000000000	58,560.71	1.0000000000	3,181.19-	55,379.52

*** Gross Assessed Valuation Information(Assessed valuations Minus Local Exemptions) ***

	Prior Year A/V	Transfers	Current Year AVI	A/V
Secured	5,852,419			5,534,300
Unsecured				
State Assessed				
	5,852,419		318,119-	5,534,300

Fund NO.	Description	Prior Year Allocation	Prior Year Factor	Adjusted Prior Year Allocation	Adjusted Prior Year Factor	Annual Tax Increment	Current Year Allocation
2014	UNIFIED SCH GEN VTA	2,107.74	.3599796549	2,107.74	.3599796549	381.58	2,489.32
2015	VTA COM COLLEGE GEN	335.31	.0572627474	335.31	.0572627474	60.70	396.01
2019	VTA COLLEGE CHILD CTR	1.50	.0002543127	1.50	.0002543127	.27	1.77
4001	COUNTY GENERAL FUND	1,066.99	.1822228142	1,066.99	.1822228142	193.15	1,260.14
4002	E.R.A.F.	320.68	.0547641425	320.68	.0547641425	58.05	378.73
4004	E.R.A.F. 93-94 SHIFT	603.73	.1031156462	603.73	.1031156462	109.30	713.03
4005	VTA. CO. OFFICE EDUCATION	82.19	.0140367519	82.19	.0140367519	14.88	97.07
4401	* COUNTY LIBRARY	96.15	.0164210769	96.15	.0164210769	17.41	113.56
6100	* COUNTY FLOOD ZN ADM	14.95	.0025560066	14.95	.0025560066	2.71	17.66
6120	* COUNTY FLOOD ZN #2	149.02	.0254489354	149.02	.0254489354	26.98	176.00
7770	UNITED WTR CONS DIST	37.30	.0063710189	37.30	.0063710189	6.75	44.05
8080	CITY SAN BUENAVENTURA	1,039.67	.1775668924	1,039.67	.1775668924	188.22	1,227.89
TRA 05103	Totals:	5,855.23	1.0000000000	5,855.23	1.0000000000	1,060.00	6,915.23

*** Gross Assessed Valuation Information(Assessed valuations Minus Local Exemptions) ***

	Prior Year	Transfers	Current Year
Secured	585,000		691,000
Unsecured			
State Assessed			
	585,000		106,000
			691,000

Fund NO.	Description	Prior Year Allocation	Prior Year Factor	Adjusted Prior Year Allocation	Adjusted Prior Year Factor	Annual Tax Increment	Current Year Allocation
2014	UNIFIED SCH GEN VTA	2,746.76	.3599525262	2,746.76	.3599525262	54.94	2,801.70
2015	VTA COM COLLEGE GEN	436.68	.0572227873	436.68	.0572227873	8.73	445.41
2019	VTA COLLEGE CHILD CTR	1.95	.0002543234	1.95	.0002543234	.04	1.99
4001	COUNTY GENERAL FUND	1,391.85	.1823995553	1,391.85	.1823995553	27.83	1,419.68
4002	E.R.A.F.	417.80	.0547492583	417.80	.0547492583	8.36	426.16
4004	E.R.A.F. 93-94 SHIFT	787.57	.1032066311	787.57	.1032066311	15.75	803.32
4005	VTA. CO. OFFICE EDUCATION	106.53	.0139583377	106.53	.0139583377	2.13	108.66
4401	* COUNTY LIBRARY	125.10	.0163936552	125.10	.0163936552	2.50	127.60
6100	* COUNTY FLOOD ZN ADM	19.42	.0025469644	19.42	.0025469644	.39	19.81
6120	* COUNTY FLOOD ZN #2	193.89	.0254088815	193.89	.0254088815	3.88	197.77
7770	UNITED WTR CONS DIST	48.58	.0063670975	48.58	.0063670975	.97	49.55
8080	CITY SAN BUENAVENTURA	1,354.80	.1775399821	1,354.80	.1775399821	27.10	1,381.90
TRA 05104	Totals:	7,630.93	1.0000000000	7,630.93	1.0000000000	152.62	7,783.55

*** Gross Assessed Valuation Information(Assessed valuations Minus Local Exemptions) ***

	Prior Year	Transfers	Current Year
Secured	A/V 763,169		AVI 778,431
Unsecured			
State Assessed			
	763,169		15,262
			778,431

Fund NO.	Description	Prior Year Allocation	Prior Year Factor	Adjusted Prior Year Allocation	Adjusted Prior Year Factor	Annual Tax Increment	Current Year Allocation
2014	UNIFIED SCH GEN VTA	513.88	.3600065679	513.88	.3600065679	10.18	524.06
2015	VTA COM COLLEGE GEN	81.79	.0572781259	81.79	.0572781259	1.62	83.41
2019	VTA COLLEGE CHILD CTR	.45	.0002873484	.45	.0002873484	.01	.46
4001	COUNTY GENERAL FUND	259.84	.1820744461	259.84	.1820744461	5.15	264.99
4002	E.R.A.F.	78.15	.0547576484	78.15	.0547576484	1.55	79.70
4004	E.R.A.F. 93-94 SHIFT	147.15	.1030905808	147.15	.1030905808	2.91	150.06
4005	VTA. CO. OFFICE EDUCATION	20.11	.0140908265	20.11	.0140908265	.40	20.51
4401	* COUNTY LIBRARY	23.46	.0164410781	23.46	.0164410781	.46	23.92
6100	* COUNTY FLOOD ZN ADM	3.65	.0025597177	3.65	.0025597177	.07	3.72
6120	* COUNTY FLOOD ZN #2	36.30	.0254337905	36.30	.0254337905	.72	37.02
7770	UNITED WTR CONS DIST	9.11	.0063777282	9.11	.0063777282	.18	9.29
8080	CITY SAN BUENAVENTURA	253.51	.1776021415	253.51	.1776021415	5.02	258.53
TRA 05105	Totals:	1,427.40	1.0000000000	1,427.40	1.0000000000	28.27	1,455.67

*** Gross Assessed Valuation Information(Assessed valuations Minus Local Exemptions) ***

	Prior Year	Transfers	Current Year
Secured	A/V 141,387		AVI 144,214
Unsecured			
State Assessed			
	141,387		2,827
			144,214

Fund NO.	Description	Prior Year Allocation	Prior Year Factor	Adjusted Prior Year Allocation	Adjusted Prior Year Factor	Annual Tax Increment	Current Year Allocation
2014	UNIFIED SCH GEN VTA	119,296.28	.3600033027	119,296.28	.3600033027	2,444.60	121,740.88
2015	VTA COM COLLEGE GEN	18,982.82	.0572848381	18,982.82	.0572848381	388.99	19,371.81
2019	VTA COLLEGE CHILD CTR	98.09	.0002960620	98.09	.0002960620	2.01	100.10
4001	COUNTY GENERAL FUND	60,318.74	.1820254131	60,318.74	.1820254131	1,236.04	61,554.78
4002	E.R.A.F.	18,146.47	.0547613683	18,146.47	.0547613683	371.86	18,518.33
4004	E.R.A.F. 93-94 SHIFT	34,143.32	.1030351127	34,143.32	.1030351127	699.66	34,842.98
4005	VTA. CO. OFFICE EDUCATION	4,701.65	.0141882437	4,701.65	.0141882437	96.35	4,798.00
4401	* COUNTY LIBRARY	5,444.52	.0164300927	5,444.52	.0164300927	111.57	5,556.09
6100	* COUNTY FLOOD ZN ADM	855.70	.0025822306	855.70	.0025822306	17.53	873.23
6120	* COUNTY FLOOD ZN #2	8,431.64	.0254443076	8,431.64	.0254443076	172.78	8,604.42
7770	UNITED WTR CONS DIST	2,115.35	.0063834995	2,115.35	.0063834995	43.35	2,158.70
8080	CITY SAN BUENAVENTURA	58,840.96	.1775655290	58,840.96	.1775655290	1,205.76	60,046.72
TRA 05106	Totals:	331,375.54	1.0000000000	331,375.54	1.0000000000	6,790.50	338,166.04

*** Gross Assessed Valuation Information(Assessed valuations Minus Local Exemptions) ***

	Prior Year	Transfers	Current Year	AVI	A/V
Secured	33,003,183				33,669,233
Unsecured	45,600				58,600
State Assessed					
	33,048,783		679,050		33,727,833

Fund NO.	Description	Prior Year Allocation	Prior Year Factor	Adjusted Prior Year Allocation	Adjusted Prior Year Factor	Annual Tax Increment	Current Year Allocation
2014	UNIFIED SCH GEN VTA	137,183.68	.3600037817	137,183.68	.3600037817	2,752.77	139,936.45
2015	VTA COM COLLEGE GEN	21,829.03	.0572847650	21,829.03	.0572847650	438.03	22,267.06
2019	VTA COLLEGE CHILD CTR	112.82	.0002960494	112.82	.0002960494	2.26	115.08
4001	COUNTY GENERAL FUND	70,055.14	.1838420839	70,055.14	.1838420839	1,405.75	71,460.89
4002	E.R.A.F.	20,822.89	.0546443773	20,822.89	.0546443773	417.84	21,240.73
4004	E.R.A.F. 93-94 SHIFT	39,253.99	.1030121287	39,253.99	.1030121287	787.68	40,041.67
4005	VTA. CO. OFFICE EDUCATION	5,407.49	.0141905774	5,407.49	.0141905774	108.51	5,516.00
4401	* COUNTY LIBRARY	6,260.92	.0164301614	6,260.92	.0164301614	125.63	6,386.55
6100	* COUNTY FLOOD ZN ADM	983.92	.0025820622	983.92	.0025820622	19.74	1,003.66
6120	* COUNTY FLOOD ZN #2	9,695.73	.0254440333	9,695.73	.0254440333	194.56	9,890.29
7770	UNITED WTR CONS DIST	2,432.27	.0063828541	2,432.27	.0063828541	48.81	2,481.08
8080	CITY SAN BUENAVENTURA	67,023.85	.1758871256	67,023.85	.1758871256	1,344.92	68,368.77
TRA 05107	Totals:	381,061.73	1.0000000000	381,061.73	1.0000000000	7,646.50	388,708.23

*** Gross Assessed Valuation Information(Assessed valuations Minus Local Exemptions) ***

	Prior Year	Transfers	Current Year	AVI	A/V
Secured	38,006,917				38,772,167
Unsecured	23,300				22,700
State Assessed					
	38,030,217		764,650		38,794,867

Fund NO.	Description	Prior Year Allocation	Prior Year Factor	Adjusted Prior Year Allocation	Adjusted Prior Year Factor	Annual Tax Increment	Current Year Allocation
2014	UNIFIED SCH GEN VTA	21,153.72	.3506478416	21,153.72	.3506478416	420.33	21,574.05
2015	VTA COM COLLEGE GEN	3,366.02	.0557956132	3,366.02	.0557956132	66.88	3,432.90
2019	VTA COLLEGE CHILD CTR	17.34	.0002878598	17.34	.0002878598	.35	17.69
4001	COUNTY GENERAL FUND	10,696.03	.1773020302	10,696.03	.1773020302	212.54	10,908.57
4002	E.R.A.F.	3,297.93	.0546755847	3,297.93	.0546755847	65.54	3,363.47
4004	E.R.A.F. 93-94 SHIFT	6,154.76	.1020209653	6,154.76	.1020209653	122.30	6,277.06
4005	VTA. CO. OFFICE EDUCATION	833.37	.0138144834	833.37	.0138144834	16.56	849.93
4401	* COUNTY LIBRARY	965.49	.0160041363	965.49	.0160041363	19.18	984.67
6100	* COUNTY FLOOD ZN ADM	151.65	.0025143029	151.65	.0025143029	3.01	154.66
6120	* COUNTY FLOOD ZN #2	1,495.05	.0247822648	1,495.05	.0247822648	29.71	1,524.76
7580	VENTURA PORT	628.35	.0104152927	628.35	.0104152927	12.49	640.84
7770	UNITED WTR CONS DIST	377.54	.0062568305	377.54	.0062568305	7.50	385.04
8080	CITY SAN BUENAVENTURA	11,190.20	.1854827946	11,190.20	.1854827946	222.34	11,412.54
TRA 05108	Totals:	60,327.45	1.0000000000	60,327.45	1.0000000000	1,198.73	61,526.18

*** Gross Assessed Valuation Information(Assessed valuations Minus Local Exemptions) ***

	Prior Year A/V	Transfers	Current Year AVI	A/V
Secured	5,994,529			6,114,402
Unsecured				
State Assessed				
	5,994,529		119,873	6,114,402

Fund NO.	Description	Prior Year Allocation	Prior Year Factor	Adjusted Prior Year Allocation	Adjusted Prior Year Factor	Annual Tax Increment	Current Year Allocation
2014	UNIFIED SCH GEN VTA	64,874.29	.3506479772	64,874.29	.3506479772	8,650.90	73,525.19
2015	VTA COM COLLEGE GEN	10,322.96	.0557959143	10,322.96	.0557959143	1,376.55	11,699.51
2019	VTA COLLEGE CHILD CTR	53.29	.0002879898	53.29	.0002879898	7.11	60.40
4001	COUNTY GENERAL FUND	32,801.17	.1772977338	32,801.17	.1772977338	4,374.14	37,175.31
4002	E.R.A.F.	10,110.34	.0546750453	10,110.34	.0546750453	1,348.90	11,459.24
4004	E.R.A.F. 93-94 SHIFT	18,875.35	.1020191610	18,875.35	.1020191610	2,516.93	21,392.28
4005	VTA. CO. OFFICE EDUCATION	2,556.57	.0138183662	2,556.57	.0138183662	340.92	2,897.49
4401	* COUNTY LIBRARY	2,960.79	.0160032672	2,960.79	.0160032672	394.82	3,355.61
6100	* COUNTY FLOOD ZN ADM	465.25	.0025146394	465.25	.0025146394	62.04	527.29
6120	* COUNTY FLOOD ZN #2	4,585.11	.0247827169	4,585.11	.0247827169	611.42	5,196.53
7580	VENTURA PORT	1,927.06	.0104157912	1,927.06	.0104157912	256.97	2,184.03
7770	UNITED WTR CONS DIST	1,158.50	.0062575219	1,158.50	.0062575219	154.38	1,312.88
8080	CITY SAN BUENAVENTURA	34,321.88	.1854838758	34,321.88	.1854838758	4,576.11	38,897.99
TRA 05109	Totals:	185,012.56	1.0000000000	185,012.56	1.0000000000	24,671.19	209,683.75

*** Gross Assessed Valuation Information(Assessed valuations Minus Local Exemptions) ***

	Prior Year A/V	Transfers	Current Year AVI	A/V
Secured	18,429,380			20,896,499
Unsecured				
State Assessed				
	18,429,380		2,467,119	20,896,499

Fund NO.	Description	Prior Year Allocation	Prior Year Factor	Adjusted Prior Year Allocation	Adjusted Prior Year Factor	Annual Tax Increment	Current Year Allocation
2014	UNIFIED SCH GEN VTA	150,737.73	.3506482875	150,737.73	.3506482875	6,969.65	157,707.38
2015	VTA COM COLLEGE GEN	23,985.76	.0557960054	23,985.76	.0557960054	1,109.03	25,094.79
2019	VTA COLLEGE CHILD CTR	123.97	.0002883820	123.97	.0002883820	5.73	129.70
4001	COUNTY GENERAL FUND	76,217.01	.1772962040	76,217.01	.1772962040	3,524.03	79,741.04
4002	E.R.A.F.	23,505.37	.0546748535	23,505.37	.0546748535	1,086.74	24,592.11
4004	E.R.A.F. 93-94 SHIFT	43,855.87	.1020186320	43,855.87	.1020186320	2,027.77	45,883.64
4005	VTA. CO. OFFICE EDUCATION	5,940.68	.0138193531	5,940.68	.0138193531	274.68	6,215.36
4401	* COUNTY LIBRARY	6,879.78	.0160037951	6,879.78	.0160037951	318.10	7,197.88
6100	* COUNTY FLOOD ZN ADM	1,081.06	.0025148056	1,081.06	.0025148056	49.99	1,131.05
6120	* COUNTY FLOOD ZN #2	10,653.67	.0247827619	10,653.67	.0247827619	492.59	11,146.26
7580	VENTURA PORT	4,477.71	.0104160749	4,477.71	.0104160749	207.03	4,684.74
7770	UNITED WTR CONS DIST	2,689.77	.0062575332	2,689.77	.0062575332	124.38	2,814.15
8080	CITY SAN BUENAVENTURA	79,734.56	.1854833118	79,734.56	.1854833118	3,686.75	83,421.31
TRA 05110	Totals:	429,882.94	1.0000000000	429,882.94	1.0000000000	19,876.47	449,759.41

*** Gross Assessed Valuation Information(Assessed valuations Minus Local Exemptions) ***

	Prior Year A/V	Transfers	Current Year AVI	A/V
Secured	42,606,781			44,660,028
Unsecured	168,500			102,900
State Assessed				
	42,775,281		1,987,647	44,762,928

Fund NO.	Description	Prior Year Allocation	Prior Year Factor	Adjusted Prior Year Allocation	Adjusted Prior Year Factor	Annual Tax Increment	Current Year Allocation
2014	UNIFIED SCH GEN VTA	59,164.60	.3561925320	59,164.60	.3561925320	610.96	59,775.56
2015	VTA COM COLLEGE GEN	9,414.15	.0566766641	9,414.15	.0566766641	97.21	9,511.36
2019	VTA COLLEGE CHILD CTR	49.14	.0002957720	49.14	.0002957720	.51	49.65
4001	COUNTY GENERAL FUND	29,912.80	.1800847523	29,912.80	.1800847523	308.89	30,221.69
4002	E.R.A.F.	9,000.54	.0541805669	9,000.54	.0541805669	92.93	9,093.47
4004	E.R.A.F. 93-94 SHIFT	16,932.10	.1019381257	16,932.10	.1019381257	174.85	17,106.95
4005	VTA. CO. OFFICE EDUCATION	2,333.37	.0140478203	2,333.37	.0140478203	24.10	2,357.47
4401	* COUNTY LIBRARY	2,700.40	.0162573685	2,700.40	.0162573685	27.89	2,728.29
6100	* COUNTY FLOOD ZN ADM	424.23	.0025540322	424.23	.0025540322	4.38	428.61
6120	* COUNTY FLOOD ZN #2	4,181.75	.0251757329	4,181.75	.0251757329	43.18	4,224.93
7580	VENTURA PORT	1,760.02	.0105959027	1,760.02	.0105959027	18.17	1,778.19
7770	UNITED WTR CONS DIST	1,049.02	.0063160923	1,049.02	.0063160923	10.83	1,059.85
8080	CITY SAN BUENAVENTURA	29,180.72	.1756846381	29,180.72	.1756846381	301.34	29,482.06
TRA 05111	Totals:	166,102.84	1.0000000000	166,102.84	1.0000000000	1,715.24	167,818.08

*** Gross Assessed Valuation Information(Assessed valuations Minus Local Exemptions) ***

	Prior Year A/V	Transfers	Current Year AVI	A/V
Secured	13,757,075			13,983,489
Unsecured	2,971,590			2,916,700
State Assessed				
	16,728,665		171,524	16,900,189

Fund NO.	Description	Prior Year Allocation	Prior Year Factor	Adjusted Prior Year Allocation	Adjusted Prior Year Factor	Annual Tax Increment	Current Year Allocation
2014	UNIFIED SCH GEN VTA	31,716.41	.3600032892	31,716.41	.3600032892	1,297.10	33,013.51
2015	VTA COM COLLEGE GEN	5,046.73	.0572841111	5,046.73	.0572841111	206.40	5,253.13
2019	VTA COLLEGE CHILD CTR	26.03	.0002955628	26.03	.0002955628	1.06	27.09
4001	COUNTY GENERAL FUND	16,036.94	.1820277799	16,036.94	.1820277799	655.85	16,692.79
4002	E.R.A.F.	4,825.26	.0547606107	4,825.26	.0547606107	197.30	5,022.56
4004	E.R.A.F. 93-94 SHIFT	9,077.42	.1030359984	9,077.42	.1030359984	371.24	9,448.66
4005	VTA. CO. OFFICE EDUCATION	1,250.08	.0141894103	1,250.08	.0141894103	51.12	1,301.20
4401	* COUNTY LIBRARY	1,447.44	.0164294267	1,447.44	.0164294267	59.20	1,506.64
6100	* COUNTY FLOOD ZN ADM	227.46	.0025817632	227.46	.0025817632	9.30	236.76
6120	* COUNTY FLOOD ZN #2	2,241.63	.0254438810	2,241.63	.0254438810	91.67	2,333.30
7770	UNITED WTR CONS DIST	562.28	.0063835713	562.28	.0063835713	23.00	585.28
8080	CITY SAN BUENAVENTURA	15,642.64	.1775645954	15,642.64	.1775645954	639.77	16,282.41
TRA 05112	Totals:	88,100.32	1.0000000000	88,100.32	1.0000000000	3,603.01	91,703.33

*** Gross Assessed Valuation Information(Assessed valuations Minus Local Exemptions) ***

	Prior Year	Transfers	Current Year	AVI	A/V
Secured	8,748,875				9,113,076
Unsecured	32,700				28,800
State Assessed					
	8,781,575		360,301		9,141,876

Fund NO.	Description	Prior Year Allocation	Prior Year Factor	Adjusted Prior Year Allocation	Adjusted Prior Year Factor	Annual Tax Increment	Current Year Allocation
2014	UNIFIED SCH GEN VTA	46,025.90	.3600010307	46,025.90	.3600010307	1,767.34	47,793.24
2015	VTA COM COLLEGE GEN	7,323.74	.0572840033	7,323.74	.0572840033	281.22	7,604.96
2019	VTA COLLEGE CHILD CTR	37.69	.0002947804	37.69	.0002947804	1.45	39.14
4001	COUNTY GENERAL FUND	23,308.92	.1823154432	23,308.92	.1823154432	895.04	24,203.96
4002	E.R.A.F.	7,008.95	.0548219505	7,008.95	.0548219505	269.14	7,278.09
4004	E.R.A.F. 93-94 SHIFT	13,173.07	.1030359416	13,173.07	.1030359416	505.83	13,678.90
4005	VTA. CO. OFFICE EDUCATION	1,812.92	.0141801053	1,812.92	.0141801053	69.61	1,882.53
4401	* COUNTY LIBRARY	2,100.66	.0164308282	2,100.66	.0164308282	80.66	2,181.32
6100	* COUNTY FLOOD ZN ADM	330.13	.0025822978	330.13	.0025822978	12.68	342.81
6120	* COUNTY FLOOD ZN #2	3,252.75	.0254419904	3,252.75	.0254419904	124.90	3,377.65
7770	UNITED WTR CONS DIST	814.91	.0063738316	814.91	.0063738316	31.29	846.20
8080	CITY SAN BUENAVENTURA	22,659.73	.1772377970	22,659.73	.1772377970	870.11	23,529.84
TRA 05113	Totals:	127,849.37	1.0000000000	127,849.37	1.0000000000	4,909.27	132,758.64

*** Gross Assessed Valuation Information(Assessed valuations Minus Local Exemptions) ***

	Prior Year	Transfers	Current Year
Secured	12,764,356		13,255,283
Unsecured			
State Assessed			
	12,764,356		13,255,283

Fund NO.	Description	Prior Year Allocation	Prior Year Factor	Adjusted Prior Year Allocation	Adjusted Prior Year Factor	Annual Tax Increment	Current Year Allocation
2014	UNIFIED SCH GEN VTA		.3599885899		.3599885899		
2015	VTA COM COLLEGE GEN		.0571455738		.0571455738		
2019	VTA COLLEGE CHILD CTR		.0001901682		.0001901682		
4001	COUNTY GENERAL FUND		.1829071739		.1829071739		
4002	E.R.A.F.		.0546844856		.0546844856		
4004	E.R.A.F. 93-94 SHIFT		.1034059420		.1034059420		
4005	VTA. CO. OFFICE EDUCATION		.0138552738		.0138552738		
4401	* COUNTY LIBRARY		.0164158687		.0164158687		
6100	* COUNTY FLOOD ZN ADM		.0024904416		.0024904416		
6120	* COUNTY FLOOD ZN #2		.0253253359		.0253253359		
7770	UNITED WTR CONS DIST		.0063137956		.0063137956		
8080	CITY SAN BUENAVENTURA		.1772773510		.1772773510		
TRA 05114 Totals:			1.0000000000		1.0000000000		

No Taxable Parcels Within TRA=05114

Fund NO.	Description	Prior Year Allocation	Prior Year Factor	Adjusted Prior Year Allocation	Adjusted Prior Year Factor	Annual Tax Increment	Current Year Allocation
2014	UNIFIED SCH GEN VTA	19,228.09	.3600016065	19,228.09	.3600016065	382.81	19,610.90
2015	VTA COM COLLEGE GEN	3,059.53	.0572824431	3,059.53	.0572824431	60.91	3,120.44
2019	VTA COLLEGE CHILD CTR	15.84	.0002957596	15.84	.0002957596	.31	16.15
4001	COUNTY GENERAL FUND	9,725.76	.1820625033	9,725.76	.1820625033	193.60	9,919.36
4002	E.R.A.F.	2,931.62	.0547596281	2,931.62	.0547596281	58.23	2,989.85
4004	E.R.A.F. 93-94 SHIFT	5,503.24	.1030483109	5,503.24	.1030483109	109.58	5,612.82
4005	VTA. CO. OFFICE EDUCATION	757.26	.0141779445	757.26	.0141779445	15.08	772.34
4401	* COUNTY LIBRARY	877.54	.0164291349	877.54	.0164291349	17.47	895.01
6100	* COUNTY FLOOD ZN ADM	137.86	.0025810928	137.86	.0025810928	2.74	140.60
6120	* COUNTY FLOOD ZN #2	1,358.90	.0254422347	1,358.90	.0254422347	27.05	1,385.95
7770	UNITED WTR CONS DIST	340.02	.0063818947	340.02	.0063818947	6.79	346.81
8080	CITY SAN BUENAVENTURA	9,475.52	.1775374469	9,475.52	.1775374469	188.79	9,664.31
TRA 05115	Totals:	53,411.18	1.0000000000	53,411.18	1.0000000000	1,063.36	54,474.54

*** Gross Assessed Valuation Information(Assessed valuations Minus Local Exemptions) ***

	Prior Year	Transfers	Current Year
Secured	5,316,880		5,423,216
Unsecured			
State Assessed			
	5,316,880	106,336	5,423,216

Fund NO.	Description	Prior Year Allocation	Prior Year Factor	Adjusted Prior Year Allocation	Adjusted Prior Year Factor	Annual Tax Increment	Current Year Allocation
2014	UNIFIED SCH GEN VTA	5,180.34	.3091804332	5,180.34	.3091804332	75.66	5,256.00
2015	VTA COM COLLEGE GEN	824.34	.0491981188	824.34	.0491981188	12.04	836.38
2019	VTA COLLEGE CHILD CTR	4.24	.0002532256	4.24	.0002532256	.06	4.30
4001	COUNTY GENERAL FUND	2,767.70	.1651906004	2,767.70	.1651906004	40.43	2,808.13
4002	E.R.A.F.	1,247.92	.0744687818	1,247.92	.0744687818	18.22	1,266.14
4004	E.R.A.F. 93-94 SHIFT	1,548.00	.0923893610	1,548.00	.0923893610	22.61	1,570.61
4005	VTA. CO. OFFICE EDUCATION	203.93	.0121708069	203.93	.0121708069	2.98	206.91
4401	* COUNTY LIBRARY	236.68	.0141253251	236.68	.0141253251	3.46	240.14
6100	* COUNTY FLOOD ZN ADM	37.16	.0022171934	37.16	.0022171934	.54	37.70
6120	* COUNTY FLOOD ZN #2	366.07	.0218485134	366.07	.0218485134	5.35	371.42
7560	MONTALVO COMM SERV DIST	1,677.50	.1001203788	1,677.50	.1001203788	24.50	1,702.00
7770	UNITED WTR CONS DIST	106.49	.0063606086	106.49	.0063606086	1.56	108.05
8080	CITY SAN BUENAVENTURA	2,554.67	.1524766530	2,554.67	.1524766530	37.31	2,591.98
TRA 05116	Totals:	16,755.04	1.0000000000	16,755.04	1.0000000000	244.72	16,999.76

*** Gross Assessed Valuation Information(Assessed valuations Minus Local Exemptions) ***

	Prior Year A/V	Transfers	Current Year AVI	A/V
Secured	1,488,764			1,518,536
Unsecured	150,700			145,400
State Assessed				
	1,639,464		24,472	1,663,936

Fund NO.	Description	Prior Year Allocation	Prior Year Factor	Adjusted Prior Year Allocation	Adjusted Prior Year Factor	Annual Tax Increment	Current Year Allocation
2014	UNIFIED SCH GEN VTA	89,962.88	.3600023136	89,962.88	.3600023136	1,483.08	91,445.96
2015	VTA COM COLLEGE GEN	14,315.04	.0572843730	14,315.04	.0572843730	235.99	14,551.03
2019	VTA COLLEGE CHILD CTR	73.79	.0002952959	73.79	.0002952959	1.22	75.01
4001	COUNTY GENERAL FUND	45,494.96	.1820556030	45,494.96	.1820556030	749.98	46,244.94
4002	E.R.A.F.	13,684.27	.0547590064	13,684.27	.0547590064	225.59	13,909.86
4004	E.R.A.F. 93-94 SHIFT	25,750.60	.1030457809	25,750.60	.1030457809	424.51	26,175.11
4005	VTA. CO. OFFICE EDUCATION	3,544.34	.0141833163	3,544.34	.0141833163	58.43	3,602.77
4401	* COUNTY LIBRARY	4,105.47	.0164287191	4,105.47	.0164287191	67.68	4,173.15
6100	* COUNTY FLOOD ZN ADM	645.15	.0025816934	645.15	.0025816934	10.64	655.79
6120	* COUNTY FLOOD ZN #2	6,358.20	.0254434483	6,358.20	.0254434483	104.82	6,463.02
7770	UNITED WTR CONS DIST	1,595.18	.0063834962	1,595.18	.0063834962	26.30	1,621.48
8080	CITY SAN BUENAVENTURA	44,365.37	.1775369539	44,365.37	.1775369539	731.39	45,096.76
TRA 05117	Totals:	249,895.25	1.0000000000	249,895.25	1.0000000000	4,119.63	254,014.88

*** Gross Assessed Valuation Information(Assessed valuations Minus Local Exemptions) ***

	Prior Year	Transfers	Current Year	AVI	A/V
Secured	24,987,474				25,399,437
Unsecured					
State Assessed					
	24,987,474		411,963		25,399,437

Fund NO.	Description	Prior Year Allocation	Prior Year Factor	Adjusted Prior Year Allocation	Adjusted Prior Year Factor	Annual Tax Increment	Current Year Allocation
2014	UNIFIED SCH GEN VTA	5,848.07	.3134823347	5,848.07	.3134823347	116.28	5,964.35
2015	VTA COM COLLEGE GEN	930.54	.0498807764	930.54	.0498807764	18.50	949.04
2019	VTA COLLEGE CHILD CTR	4.73	.0002518807	4.73	.0002518807	.09	4.82
4001	COUNTY GENERAL FUND	2,957.96	.1585616775	2,957.96	.1585616775	58.84	3,016.80
4002	E.R.A.F.	1,390.30	.0745261568	1,390.30	.0745261568	27.64	1,417.94
4004	E.R.A.F. 93-94 SHIFT	1,674.19	.0897449781	1,674.19	.0897449781	33.29	1,707.48
4005	VTA. CO. OFFICE EDUCATION	230.16	.0123382425	230.16	.0123382425	4.58	234.74
4401	* COUNTY LIBRARY	267.05	.0143145270	267.05	.0143145270	5.31	272.36
6100	* COUNTY FLOOD ZN ADM	41.90	.0022469122	41.90	.0022469122	.83	42.73
6120	* COUNTY FLOOD ZN #2	413.37	.0221589656	413.37	.0221589656	8.22	421.59
7560	MONTALVO COMM SERV DIST	1,893.14	.1014808598	1,893.14	.1014808598	37.64	1,930.78
7770	UNITED WTR CONS DIST	119.83	.0064229249	119.83	.0064229249	2.38	122.21
8080	CITY SAN BUENAVENTURA	2,883.90	.1545897638	2,883.90	.1545897638	57.34	2,941.24
TRA 05118	Totals:	18,655.14	1.0000000000	18,655.14	1.0000000000	370.94	19,026.08

*** Gross Assessed Valuation Information(Assessed valuations Minus Local Exemptions) ***

	Prior Year A/V	Transfers	Current Year AVI	A/V
Secured	1,854,898			1,891,992
Unsecured				
State Assessed				
	1,854,898		37,094	1,891,992

Fund NO.	Description	Prior Year Allocation	Prior Year Factor	Adjusted Prior Year Allocation	Adjusted Prior Year Factor	Annual Tax Increment	Current Year Allocation
2014	UNIFIED SCH GEN VTA	4,379.17	.3091791593	4,379.17	.3091791593	240.23	4,619.40
2015	VTA COM COLLEGE GEN	696.74	.0491941661	696.74	.0491941661	38.22	734.96
2019	VTA COLLEGE CHILD CTR	3.52	.0002501133	3.52	.0002501133	.19	3.71
4001	COUNTY GENERAL FUND	2,339.84	.1652047467	2,339.84	.1652047467	128.39	2,468.23
4002	E.R.A.F.	1,053.16	.0744669417	1,053.16	.0744669417	57.86	1,111.02
4004	E.R.A.F. 93-94 SHIFT	1,308.79	.0923974575	1,308.79	.0923974575	71.79	1,380.58
4005	VTA. CO. OFFICE EDUCATION	172.29	.0121654117	172.29	.0121654117	9.45	181.74
4401	* COUNTY LIBRARY	199.98	.0141195439	199.98	.0141195439	10.97	210.95
6100	* COUNTY FLOOD ZN ADM	31.38	.0022173345	31.38	.0022173345	1.72	33.10
6120	* COUNTY FLOOD ZN #2	309.50	.0218516903	309.50	.0218516903	16.98	326.48
7560	MONTALVO COMM SERV DIST	1,418.06	.1001171689	1,418.06	.1001171689	77.79	1,495.85
7770	UNITED WTR CONS DIST	90.99	.0063622910	90.99	.0063622910	4.94	95.93
8080	CITY SAN BUENAVENTURA	2,160.35	.1524739751	2,160.35	.1524739751	118.47	2,278.82
TRA 05119	Totals:	14,163.77	1.0000000000	14,163.77	1.0000000000	777.00	14,940.77

*** Gross Assessed Valuation Information(Assessed valuations Minus Local Exemptions) ***

	Prior Year A/V	Transfers	Current Year AVI	A/V
Secured	1,400,000			1,428,000
Unsecured				49,700
State Assessed				
	1,400,000		77,700	1,477,700

Fund NO.	Description	Prior Year Allocation	Prior Year Factor	Adjusted Prior Year Allocation	Adjusted Prior Year Factor	Annual Tax Increment	Current Year Allocation
2014	UNIFIED SCH GEN VTA	2,024.39	.3091829533	2,024.39	.3091829533	35.39	2,059.78
2015	VTA COM COLLEGE GEN	322.13	.0491979276	322.13	.0491979276	5.63	327.76
2019	VTA COLLEGE CHILD CTR	1.67	.0002538748	1.67	.0002538748	.03	1.70
4001	COUNTY GENERAL FUND	1,081.54	.1651750649	1,081.54	.1651750649	18.91	1,100.45
4002	E.R.A.F.	487.28	.0744687540	487.28	.0744687540	8.52	495.80
4004	E.R.A.F. 93-94 SHIFT	604.92	.0923871153	604.92	.0923871153	10.57	615.49
4005	VTA. CO. OFFICE EDUCATION	79.72	.0121792612	79.72	.0121792612	1.39	81.11
4401	* COUNTY LIBRARY	92.47	.0141231629	92.47	.0141231629	1.62	94.09
6100	* COUNTY FLOOD ZN ADM	14.50	.0022179441	14.50	.0022179441	.25	14.75
6120	* COUNTY FLOOD ZN #2	143.06	.0218525649	143.06	.0218525649	2.50	145.56
7560	MONTALVO COMM SERV DIST	655.51	.1001169129	655.51	.1001169129	11.46	666.97
7770	UNITED WTR CONS DIST	41.83	.0063614980	41.83	.0063614980	.73	42.56
8080	CITY SAN BUENAVENTURA	998.52	.1524829661	998.52	.1524829661	17.45	1,015.97
TRA 05120	Totals:	6,547.54	1.0000000000	6,547.54	1.0000000000	114.45	6,661.99

*** Gross Assessed Valuation Information(Assessed valuations Minus Local Exemptions) ***

	Prior Year A/V	Transfers	Current Year AVI	A/V
Secured	572,323			583,768
Unsecured	15,000			15,000
State Assessed				
	587,323		11,445	598,768

Fund NO.	Description	Prior Year Allocation	Prior Year Factor	Adjusted Prior Year Allocation	Adjusted Prior Year Factor	Annual Tax Increment	Current Year Allocation
2014	UNIFIED SCH GEN VTA	165,998.55	.3388026516	165,998.55	.3388026516	199,450.60	365,449.15
2015	VTA COM COLLEGE GEN	26,412.73	.0539083027	26,412.73	.0539083027	31,735.42	58,148.15
2019	VTA COLLEGE CHLD CTR	134.91	.0002753566	134.91	.0002753566	162.10	297.01
4001	COUNTY GENERAL FUND	84,122.17	.1716930980	84,122.17	.1716930980	101,074.45	185,196.62
4002	E.R.A.F.	31,359.51	.0640046483	31,359.51	.0640046483	37,679.06	69,038.57
4004	E.R.A.F. 93-94 SHIFT	48,531.54	.0990527745	48,531.54	.0990527745	58,311.63	106,843.17
4005	VTA. CO. OFFICE EDUCATION	6,531.52	.0133308144	6,531.52	.0133308144	7,847.75	14,379.27
4401	* COUNTY LIBRARY	7,579.52	.0154697805	7,579.52	.0154697805	9,106.94	16,686.46
6100	* COUNTY FLOOD ZN ADM	1,188.80	.0024263612	1,188.80	.0024263612	1,428.38	2,617.18
6110	* COUNTY FLOOD ZN #1	11,900.10	.0242880713	11,900.10	.0242880713	14,298.21	26,198.31
7580	VENTURA PORT	4,929.18	.0100604211	4,929.18	.0100604211	5,922.50	10,851.68
8080	CITY SAN BUENAVENTURA	89,325.10	.1823123217	89,325.10	.1823123217	107,325.91	196,651.01
8604	CASITAS MUN WTR	11,942.89	.0243753981	11,942.89	.0243753981	14,349.62	26,292.51
TRA 05121	Totals:	489,956.52	1.0000000000	489,956.52	1.0000000000	588,692.57	1,078,649.09

*** Gross Assessed Valuation Information(Assessed valuations Minus Local Exemptions) ***

	Prior Year A/V	Transfers	Current Year AVI	A/V
Secured	48,996,631		107,534,888	
Unsecured	16,000		347,000	
State Assessed				
	49,012,631		58,869,257	107,881,888

Fund NO.	Description	Prior Year Allocation	Prior Year Factor	Adjusted Prior Year Allocation	Adjusted Prior Year Factor	Annual Tax Increment	Current Year Allocation
2014	UNIFIED SCH GEN VTA	4,119.17	.3593947036	4,119.17	.3593947036	82.24	4,201.41
2015	VTA COM COLLEGE GEN	650.38	.0567465321	650.38	.0567465321	12.98	663.36
4001	COUNTY GENERAL FUND	2,124.14	.1853194280	2,124.14	.1853194280	42.41	2,166.55
4002	E.R.A.F.	627.38	.0546890103	627.38	.0546890103	12.51	639.89
4004	E.R.A.F. 93-94 SHIFT	1,198.03	.1045330634	1,198.03	.1045330634	23.92	1,221.95
4005	VTA. CO. OFFICE EDUCATION	137.28	.0119787411	137.28	.0119787411	2.74	140.02
4401	* COUNTY LIBRARY	185.89	.0162189522	185.89	.0162189522	3.71	189.60
6100	* COUNTY FLOOD ZN ADM	24.83	.0021647548	24.83	.0021647548	.50	25.33
6120	* COUNTY FLOOD ZN #2	288.04	.0251288879	288.04	.0251288879	5.75	293.79
7770	UNITED WTR CONS DIST	71.12	.0062156983	71.12	.0062156983	1.42	72.54
8080	CITY SAN BUENAVENTURA	2,035.12	.1776102283	2,035.12	.1776102283	40.64	2,075.76
TRA 05122	Totals:	11,461.38	1.0000000000	11,461.38	1.0000000000	228.82	11,690.20

*** Gross Assessed Valuation Information(Assessed valuations Minus Local Exemptions) ***

	Prior Year A/V	Transfers	Current Year AVI	A/V
Secured	1,144,213			1,167,095
Unsecured				
State Assessed				
	1,144,213		22,882	1,167,095

Fund NO.	Description	Prior Year Allocation	Prior Year Factor	Adjusted Prior Year Allocation	Adjusted Prior Year Factor	Annual Tax Increment	Current Year Allocation
2014	UNIFIED SCH GEN VTA		.3387536971		.3387536971		
2015	VTA COM COLLEGE GEN		.0538735925		.0538735925		
2019	VTA COLLEGE CHILD CTR		.0001396347		.0001396347		
4001	COUNTY GENERAL FUND		.0243337196		.0243337196		
4002	E.R.A.F.		.0624841250		.0624841250		
4004	E.R.A.F. 93-94 SHIFT		.1236134271		.1236134271		
4005	VTA. CO. OFFICE EDUCATION		.0131225984		.0131225984		
4401	* COUNTY LIBRARY		.0153991155		.0153991155		
6100	* COUNTY FLOOD ZN ADM		.0023464658		.0023464658		
6110	* COUNTY FLOOD ZN #1		.0241888760		.0241888760		
7580	VENTURA PORT		.0099648375		.0099648375		
8080	CITY SAN BUENAVENTURA		.0711518923		.0711518923		
8604	CASITAS MUN WTR		.2606280185		.2606280185		
TRA 05123	Totals:		1.0000000000		1.0000000000		

Fund NO.	Description	Prior Year Allocation	Prior Year Factor	Adjusted Prior Year Allocation	Adjusted Prior Year Factor	Annual Tax Increment	Current Year Allocation
2014	UNIFIED SCH GEN VTA	19,794.84	.3422574310	19,794.84	.3422574310	135.85-	19,658.99
2015	VTA COM COLLEGE GEN	3,149.82	.0544609875	3,149.82	.0544609875	21.62-	3,128.20
2019	VTA COLLEGE CHILD CTR	16.29	.0002815691	16.29	.0002815691	.11-	16.18
4001	COUNTY GENERAL FUND	10,009.86	.1730732371	10,009.86	.1730732371	68.71-	9,941.15
4002	E.R.A.F.	3,764.87	.0650981384	3,764.87	.0650981384	25.84-	3,739.03
4004	E.R.A.F. 93-94 SHIFT	5,781.80	.0999677659	5,781.80	.0999677659	39.68-	5,742.12
4005	VTA. CO. OFFICE EDUCATION	791.83	.0136909961	791.83	.0136909961	5.43-	786.40
4401	* COUNTY LIBRARY	903.84	.0156271917	903.84	.0156271917	6.20-	897.64
6100	* COUNTY FLOOD ZN ADM	141.96	.0024546372	141.96	.0024546372	.97-	140.99
6110	* COUNTY FLOOD ZN #1	1,419.15	.0245372099	1,419.15	.0245372099	9.74-	1,409.41
8080	CITY SAN BUENAVENTURA	10,637.67	.1839261688	10,637.67	.1839261688	73.00-	10,564.67
8604	CASITAS MUN WTR	1,424.24	.0246246673	1,424.24	.0246246673	9.77-	1,414.47
TRA 05124	Totals:	57,836.17	1.0000000000	57,836.17	1.0000000000	396.92-	57,439.25

*** Gross Assessed Valuation Information(Assessed valuations Minus Local Exemptions) ***

	Prior Year	Transfers	Current Year	AVI	A/V
Secured	1,850,479				1,887,487
Unsecured	829,500				752,800
State Assessed					
	2,679,979		39,692-		2,640,287

Fund NO.	Description	Prior Year Allocation	Prior Year Factor	Adjusted Prior Year Allocation	Adjusted Prior Year Factor	Annual Tax Increment	Current Year Allocation
2014	UNIFIED SCH GEN VTA	811,667.51	.3600031198	811,667.51	.3600031198	7,248.03	818,915.54
2015	VTA COM COLLEGE GEN	129,154.76	.0572846843	129,154.76	.0572846843	1,153.33	130,308.09
2019	VTA COLLEGE CHILD CTR	666.84	.0002957675	666.84	.0002957675	5.95	672.79
4001	COUNTY GENERAL FUND	410,457.45	.1820478549	410,457.45	.1820478549	3,665.21	414,122.66
4002	E.R.A.F.	123,466.48	.0547422720	123,466.48	.0547422720	1,102.14	124,568.62
4004	E.R.A.F. 93-94 SHIFT	232,263.49	.1030189806	232,263.49	.1030189806	2,074.11	234,337.60
4005	VTA. CO. OFFICE EDUCATION	32,469.98	.0144015714	32,469.98	.0144015714	289.95	32,759.93
4401	* COUNTY LIBRARY	37,043.56	.0164300043	37,043.56	.0164300043	330.79	37,374.35
6100	* COUNTY FLOOD ZN ADM	5,820.69	.0025816737	5,820.69	.0025816737	51.98	5,872.67
6120	* COUNTY FLOOD ZN #2	57,366.41	.0254440145	57,366.41	.0254440145	512.27	57,878.68
7770	UNITED WTR CONS DIST	14,385.34	.0063827201	14,385.34	.0063827201	128.50	14,513.84
8080	CITY SAN BUENAVENTURA	399,849.94	.1773673369	399,849.94	.1773673369	3,570.98	403,420.92
TRA 05125	Totals:	2,254,612.45	1.0000000000	2,254,612.45	1.0000000000	20,133.24	2,274,745.69

*** Gross Assessed Valuation Information(Assessed valuations Minus Local Exemptions) ***

	Prior Year	Transfers	Current Year	AVI
Secured	224,775,623		226,798,047	
Unsecured	88,500		79,400	
State Assessed				
	224,864,123		2,013,324	226,877,447

Fund NO.	Description	Prior Year Allocation	Prior Year Factor	Adjusted Prior Year Allocation	Adjusted Prior Year Factor	Annual Tax Increment	Current Year Allocation
2014	UNIFIED SCH GEN VTA	283.77	.3599868665	283.77	.3599868665	5.12	288.89
2015	VTA COM COLLEGE GEN	45.14	.0572835722	45.14	.0572835722	.81	45.95
2019	VTA COLLEGE CHILD CTR	.13	.0002845572	.13	.0002845572		.13
4001	COUNTY GENERAL FUND	143.69	.1821895176	143.69	.1821895176	2.60	146.29
4002	E.R.A.F.	43.13	.0547246048	43.13	.0547246048	.78	43.91
4004	E.R.A.F. 93-94 SHIFT	81.28	.1030736424	81.28	.1030736424	1.46	82.74
4005	VTA. CO. OFFICE EDUCATION	11.27	.0142836134	11.27	.0142836134	.20	11.47
4401	* COUNTY LIBRARY	12.95	.0164344277	12.95	.0164344277	.23	13.18
6100	* COUNTY FLOOD ZN ADM	2.05	.0025989081	2.05	.0025989081	.04	2.09
6120	* COUNTY FLOOD ZN #2	20.07	.0254468626	20.07	.0254468626	.36	20.43
7770	UNITED WTR CONS DIST	5.03	.0063605280	5.03	.0063605280	.09	5.12
8080	CITY SAN BUENAVENTURA	139.77	.1773328995	139.77	.1773328995	2.52	142.29
TRA 05126	Totals:	788.28	1.000000000	788.28	1.000000000	14.21	802.49

*** Gross Assessed Valuation Information(Assessed valuations Minus Local Exemptions) ***

	Prior Year	Transfers	Current Year
Secured	A/V 71,075		AVI 72,496
Unsecured			
State Assessed			
	71,075		1,421
			72,496

Fund NO.	Description	Prior Year Allocation	Prior Year Factor	Adjusted Prior Year Allocation	Adjusted Prior Year Factor	Annual Tax Increment	Current Year Allocation
2014	UNIFIED SCH GEN VTA	137,523.39	.3091830991	137,523.39	.3091830991	8,537.53	146,060.92
2015	VTA COM COLLEGE GEN	21,883.10	.0491981343	21,883.10	.0491981343	1,358.52	23,241.62
2019	VTA COLLEGE CHILD CTR	113.15	.0002543226	113.15	.0002543226	7.02	120.17
4001	COUNTY GENERAL FUND	73,468.48	.1651718035	73,468.48	.1651718035	4,560.92	78,029.40
4002	E.R.A.F.	33,123.59	.0744539119	33,123.59	.0744539119	2,055.91	35,179.50
4004	E.R.A.F. 93-94 SHIFT	41,081.08	.0923600932	41,081.08	.0923600932	2,550.36	43,631.44
4005	VTA. CO. OFFICE EDUCATION	5,501.86	.0123694239	5,501.86	.0123694239	341.56	5,843.42
4401	* COUNTY LIBRARY	6,283.14	.0141260308	6,283.14	.0141260308	390.06	6,673.20
6100	* COUNTY FLOOD ZN ADM	986.39	.0022176329	986.39	.0022176329	61.24	1,047.63
6120	* COUNTY FLOOD ZN #2	9,719.84	.0218523326	9,719.84	.0218523326	603.41	10,323.25
7560	MONTALVO COMM SERV DIST	44,533.01	.1001204376	44,533.01	.1001204376	2,764.64	47,297.65
7770	UNITED WTR CONS DIST	2,825.68	.0063614219	2,825.68	.0063614219	175.66	3,001.34
8080	CITY SAN BUENAVENTURA	67,753.19	.1523313557	67,753.19	.1523313557	4,206.35	71,959.54
TRA 05127	Totals:	444,795.90	1.0000000000	444,795.90	1.0000000000	27,613.18	472,409.08

*** Gross Assessed Valuation Information(Assessed valuations Minus Local Exemptions) ***

	Prior Year A/V	Transfers	Current Year AVI	A/V
Secured	43,423,777		46,210,395	
Unsecured	110,500		85,200	
State Assessed				
	43,534,277		2,761,318	46,295,595

Fund NO.	Description	Prior Year Allocation	Prior Year Factor	Adjusted Prior Year Allocation	Adjusted Prior Year Factor	Annual Tax Increment	Current Year Allocation
2014	UNIFIED SCH GEN VTA	61,967.55	.3134877432	61,967.55	.3134877432	4,383.13	66,350.68
2015	VTA COM COLLEGE GEN	9,860.51	.0498833636	9,860.51	.0498833636	697.46	10,557.97
2019	VTA COLLEGE CHILD CTR	50.92	.0002577213	50.92	.0002577213	3.60	54.52
4001	COUNTY GENERAL FUND	31,335.83	.1585224855	31,335.83	.1585224855	2,216.43	33,552.26
4002	E.R.A.F.	14,733.89	.0745174967	14,733.89	.0745174967	1,041.89	15,775.78
4004	E.R.A.F. 93-94 SHIFT	17,732.23	.0897064919	17,732.23	.0897064919	1,254.26	18,986.49
4005	VTA. CO. OFFICE EDUCATION	2,478.95	.0125408221	2,478.95	.0125408221	175.34	2,654.29
4401	* COUNTY LIBRARY	2,831.13	.0143225291	2,831.13	.0143225291	200.25	3,031.38
6100	* COUNTY FLOOD ZN ADM	444.46	.0022485481	444.46	.0022485481	31.44	475.90
6120	* COUNTY FLOOD ZN #2	4,379.72	.0221566137	4,379.72	.0221566137	309.79	4,689.51
7560	MONTALVO COMM SERV DIST	20,061.22	.1014879453	20,061.22	.1014879453	1,418.99	21,480.21
7770	UNITED WTR CONS DIST	1,266.49	.0064181909	1,266.49	.0064181909	89.74	1,356.23
8080	CITY SAN BUENAVENTURA	30,528.46	.1544500486	30,528.46	.1544500486	2,159.49	32,687.95
TRA 05128	Totals:	197,671.36	1.0000000000	197,671.36	1.0000000000	13,981.81	211,653.17

*** Gross Assessed Valuation Information(Assessed valuations Minus Local Exemptions) ***

	Prior Year A/V	Transfers	Current Year AVI	A/V
Secured	19,458,881			20,813,762
Unsecured	43,560			86,860
State Assessed				
	19,502,441		1,398,181	20,900,622

Fund NO.	Description	Prior Year Allocation	Prior Year Factor	Adjusted Prior Year Allocation	Adjusted Prior Year Factor	Annual Tax Increment	Current Year Allocation
2014	UNIFIED SCH GEN VTA	92,824.67	.3085833352	92,824.67	.3085833352	3,409.09	96,233.76
2015	VTA COM COLLEGE GEN	14,770.54	.0491026885	14,770.54	.0491026885	542.46	15,313.00
2019	VTA COLLEGE CHILD CTR	76.32	.0002537085	76.32	.0002537085	2.80	79.12
4001	COUNTY GENERAL FUND	49,923.72	.1659571767	49,923.72	.1659571767	1,833.43	51,757.15
4002	E.R.A.F.	22,397.93	.0743951037	22,397.93	.0743951037	821.88	23,219.81
4004	E.R.A.F. 93-94 SHIFT	27,861.25	.0926237889	27,861.25	.0926237889	1,023.27	28,884.52
4005	VTA. CO. OFFICE EDUCATION	3,713.46	.0123449525	3,713.46	.0123449525	136.38	3,849.84
4401	* COUNTY LIBRARY	4,240.86	.0140985748	4,240.86	.0140985748	155.75	4,396.61
6100	* COUNTY FLOOD ZN ADM	665.71	.0022131421	665.71	.0022131421	24.45	690.16
6120	* COUNTY FLOOD ZN #2	6,560.62	.0218099583	6,560.62	.0218099583	240.95	6,801.57
7560	MONTALVO COMM SERV DIST	30,058.95	.0999288112	30,058.95	.0999288112	1,103.97	31,162.92
7580	VENTURA PORT	189.94	.0006314251	189.94	.0006314251	6.98	196.92
7770	UNITED WTR CONS DIST	1,899.75	.0063518436	1,899.75	.0063518436	70.17	1,969.92
8080	CITY SAN BUENAVENTURA	45,625.42	.1517054909	45,625.42	.1517054909	1,675.98	47,301.40
TRA 05129	Totals:	300,809.14	1.0000000000	300,809.14	1.0000000000	11,047.56	311,856.70

*** Gross Assessed Valuation Information(Assessed valuations Minus Local Exemptions) ***

	Prior Year A/V	Transfers	Current Year AVI	A/V
Secured	25,287,025			25,598,211
Unsecured	3,959,240			4,752,810
State Assessed				
	29,246,265		1,104,756	30,351,021

Fund NO.	Description	Prior Year Allocation	Prior Year Factor	Adjusted Prior Year Allocation	Adjusted Prior Year Factor	Annual Tax Increment	Current Year Allocation
2014	UNIFIED SCH GEN VTA	14,594.27	.3388127684	14,594.27	.3388127684	157.28	14,751.55
2015	VTA COM COLLEGE GEN	2,322.35	.0539140762	2,322.35	.0539140762	25.03	2,347.38
2019	VTA COLLEGE CHILD CTR	12.03	.0002799364	12.03	.0002799364	.13	12.16
4001	COUNTY GENERAL FUND	7,380.40	.1713293803	7,380.40	.1713293803	79.52	7,459.92
4002	E.R.A.F.	2,778.75	.0644435653	2,778.75	.0644435653	29.92	2,808.67
4004	E.R.A.F. 93-94 SHIFT	4,262.48	.0989601802	4,262.48	.0989601802	45.94	4,308.42
4005	VTA. CO. OFFICE EDUCATION	583.80	.0135534001	583.80	.0135534001	6.29	590.09
4401	* COUNTY LIBRARY	666.34	.0154694666	666.34	.0154694666	7.18	673.52
6100	* COUNTY FLOOD ZN ADM	104.67	.0024301731	104.67	.0024301731	1.13	105.80
6110	* COUNTY FLOOD ZN #1	1,046.28	.0242900407	1,046.28	.0242900407	11.28	1,057.56
7580	VENTURA PORT	433.58	.0100654495	433.58	.0100654495	4.67	438.25
8080	CITY SAN BUENAVENTURA	7,840.72	.1820734665	7,840.72	.1820734665	84.52	7,925.24
8604	CASITAS MUN WTR	1,049.04	.0243780967	1,049.04	.0243780967	11.32	1,060.36
TRA 05130	Totals:	43,074.71	1.0000000000	43,074.71	1.0000000000	464.21	43,538.92

*** Gross Assessed Valuation Information(Assessed valuations Minus Local Exemptions) ***

	Prior Year A/V	Transfers	Current Year AVI	A/V
Secured	4,023,741			4,104,214
Unsecured	399,608			365,556
State Assessed				
	4,423,349		46,421	4,469,770

Fund NO.	Description	Prior Year Allocation	Prior Year Factor	Adjusted Prior Year Allocation	Adjusted Prior Year Factor	Annual Tax Increment	Current Year Allocation
2014	UNIFIED SCH GEN VTA	2,880.81	.3388119448	2,880.81	.3388119448	64.92	2,945.73
2015	VTA COM COLLEGE GEN	458.40	.0539137113	458.40	.0539137113	10.33	468.73
2019	VTA COLLEGE CHILD CTR	2.37	.0002786265	2.37	.0002786265	.05	2.42
4001	COUNTY GENERAL FUND	1,456.69	.1713258821	1,456.69	.1713258821	32.83	1,489.52
4002	E.R.A.F.	547.46	.0644385717	547.46	.0644385717	12.35	559.81
4004	E.R.A.F. 93-94 SHIFT	841.47	.0989570982	841.47	.0989570982	18.96	860.43
4005	VTA. CO. OFFICE EDUCATION	115.32	.0135631951	115.32	.0135631951	2.60	117.92
4401	* COUNTY LIBRARY	131.57	.0154702344	131.57	.0154702344	2.96	134.53
6100	* COUNTY FLOOD ZN ADM	20.68	.0024304263	20.68	.0024304263	.47	21.15
6110	* COUNTY FLOOD ZN #1	206.53	.0242931721	206.53	.0242931721	4.66	211.19
7580	VENTURA PORT	85.58	.0100670791	85.58	.0100670791	1.93	87.51
8080	CITY SAN BUENAVENTURA	1,548.41	.1820744989	1,548.41	.1820744989	34.89	1,583.30
8604	CASITAS MUN WTR	207.42	.0243755595	207.42	.0243755595	4.67	212.09
TRA 05131	Totals:	8,502.71	1.0000000000	8,502.71	1.0000000000	191.62	8,694.33

*** Gross Assessed Valuation Information(Assessed valuations Minus Local Exemptions) ***

	Prior Year A/V	Transfers	Current Year AVI	A/V
Secured	958,254			977,416
Unsecured				
State Assessed				
	958,254		19,162	977,416

Fund NO.	Description	Prior Year Allocation	Prior Year Factor	Adjusted Prior Year Allocation	Adjusted Prior Year Factor	Annual Tax Increment	Current Year Allocation
2014	UNIFIED SCH GEN VTA	15,885.55	.3422578880	15,885.55	.3422578880	38.40-	15,847.15
2015	VTA COM COLLEGE GEN	2,527.75	.0544608261	2,527.75	.0544608261	6.11-	2,521.64
2019	VTA COLLEGE CHILD CTR	13.03	.0002814352	13.03	.0002814352	.03-	13.00
4001	COUNTY GENERAL FUND	8,033.19	.1730758666	8,033.19	.1730758666	19.42-	8,013.77
4002	E.R.A.F.	3,021.52	.0650981461	3,021.52	.0650981461	7.30-	3,014.22
4004	E.R.A.F. 93-94 SHIFT	4,639.92	.0999680150	4,639.92	.0999680150	11.22-	4,628.70
4005	VTA. CO. OFFICE EDUCATION	635.38	.0136894279	635.38	.0136894279	1.54-	633.84
4401	* COUNTY LIBRARY	725.28	.0156260854	725.28	.0156260854	1.75-	723.53
6100	* COUNTY FLOOD ZN ADM	113.93	.0024548284	113.93	.0024548284	.28-	113.65
6110	* COUNTY FLOOD ZN #1	1,138.86	.0245375306	1,138.86	.0245375306	2.75-	1,136.11
8080	CITY SAN BUENAVENTURA	8,536.71	.1839256255	8,536.71	.1839256255	20.63-	8,516.08
8604	CASITAS MUN WTR	1,142.88	.0246243252	1,142.88	.0246243252	2.76-	1,140.12
TRA 05132	Totals:	46,414.00	1.0000000000	46,414.00	1.0000000000	112.19-	46,301.81

*** Gross Assessed Valuation Information(Assessed valuations Minus Local Exemptions) ***

	Prior Year	Transfers	Current Year	AVI	A/V
Secured	2,251,631				2,296,662
Unsecured	1,487,200				1,430,950
State Assessed					
	3,738,831		11,219-		3,727,612

Fund NO.	Description	Prior Year Allocation	Prior Year Factor	Adjusted Prior Year Allocation	Adjusted Prior Year Factor	Annual Tax Increment	Current Year Allocation
2014	UNIFIED SCH GEN VTA	24,683.56	.3599985628	24,683.56	.3599985628	12,037.61	36,721.17
2015	VTA COM COLLEGE GEN	3,927.43	.0572796435	3,927.43	.0572796435	1,915.31	5,842.74
2019	VTA COLLEGE CHILD CTR	20.34	.0002964133	20.34	.0002964133	9.91	30.25
4001	COUNTY GENERAL FUND	12,486.07	.1821042041	12,486.07	.1821042041	6,089.19	18,575.26
4002	E.R.A.F.	3,752.71	.0547319086	3,752.71	.0547319086	1,830.12	5,582.83
4004	E.R.A.F. 93-94 SHIFT	7,064.59	.1030339424	7,064.59	.1030339424	3,445.24	10,509.83
4005	VTA. CO. OFFICE EDUCATION	985.02	.0143661891	985.02	.0143661891	480.38	1,465.40
4401	* COUNTY LIBRARY	1,126.19	.0164250379	1,126.19	.0164250379	549.22	1,675.41
6100	* COUNTY FLOOD ZN ADM	176.67	.0025767937	176.67	.0025767937	86.16	262.83
6120	* COUNTY FLOOD ZN #2	1,744.81	.0254472952	1,744.81	.0254472952	850.91	2,595.72
7770	UNITED WTR CONS DIST	437.62	.0063824312	437.62	.0063824312	213.42	651.04
8080	CITY SAN BUENAVENTURA	12,160.64	.1773575782	12,160.64	.1773575782	5,930.47	18,091.11
TRA 05133	Totals:	68,565.65	1.0000000000	68,565.65	1.0000000000	33,437.94	102,003.59

*** Gross Assessed Valuation Information(Assessed valuations Minus Local Exemptions) ***

	Prior Year	Transfers	Current Year	
	A/V		AVI	A/V
Secured	6,854,322			10,198,116
Unsecured				
State Assessed				
	6,854,322		3,343,794	10,198,116

Fund NO.	Description	Prior Year Allocation	Prior Year Factor	Adjusted Prior Year Allocation	Adjusted Prior Year Factor	Annual Tax Increment	Current Year Allocation
2014	UNIFIED SCH GEN VTA	133,502.39	.3600033412	133,502.39	.3600033412	4,814.62	138,317.01
2015	VTA COM COLLEGE GEN	21,243.34	.0572850581	21,243.34	.0572850581	766.12	22,009.46
2019	VTA COLLEGE CHILD CTR	109.79	.0002960632	109.79	.0002960632	3.96	113.75
4001	COUNTY GENERAL FUND	67,510.10	.1820478863	67,510.10	.1820478863	2,434.68	69,944.78
4002	E.R.A.F.	20,300.63	.0547424390	20,300.63	.0547424390	732.12	21,032.75
4004	E.R.A.F. 93-94 SHIFT	38,203.30	.1030193268	38,203.30	.1030193268	1,377.76	39,581.06
4005	VTA. CO. OFFICE EDUCATION	5,340.47	.0144011909	5,340.47	.0144011909	192.60	5,533.07
4401	* COUNTY LIBRARY	6,092.61	.0164293450	6,092.61	.0164293450	219.72	6,312.33
6100	* COUNTY FLOOD ZN ADM	957.36	.0025815653	957.36	.0025815653	34.53	991.89
6120	* COUNTY FLOOD ZN #2	9,435.54	.0254440001	9,435.54	.0254440001	340.28	9,775.82
7770	UNITED WTR CONS DIST	2,367.04	.0063829844	2,367.04	.0063829844	85.36	2,452.40
8080	CITY SAN BUENAVENTURA	65,773.92	.1773667997	65,773.92	.1773667997	2,372.07	68,145.99
TRA 05134	Totals:	370,836.49	1.0000000000	370,836.49	1.0000000000	13,373.82	384,210.31

*** Gross Assessed Valuation Information(Assessed valuations Minus Local Exemptions) ***

	Prior Year	Transfers	Current Year	AVI	A/V
Secured	35,714,270				36,428,552
Unsecured	1,357,300				1,980,400
State Assessed					
	37,071,570		1,337,382		38,408,952

Fund NO.	Description	Prior Year Allocation	Prior Year Factor	Adjusted Prior Year Allocation	Adjusted Prior Year Factor	Annual Tax Increment	Current Year Allocation
2014	UNIFIED SCH GEN VTA	109,670.44	.3600028137	109,670.44	.3600028137	3,648.86	113,319.30
2015	VTA COM COLLEGE GEN	17,450.82	.0572838331	17,450.82	.0572838331	580.61	18,031.43
2019	VTA COLLEGE CHILD CTR	89.81	.0002947767	89.81	.0002947767	2.99	92.80
4001	COUNTY GENERAL FUND	55,460.73	.1820525549	55,460.73	.1820525549	1,845.21	57,305.94
4002	E.R.A.F.	16,679.04	.0547417935	16,679.04	.0547417935	554.84	17,233.88
4004	E.R.A.F. 93-94 SHIFT	31,383.85	.1030211066	31,383.85	.1030211066	1,044.18	32,428.03
4005	VTA. CO. OFFICE EDUCATION	4,386.87	.0144002062	4,386.87	.0144002062	145.96	4,532.83
4401	* COUNTY LIBRARY	5,004.85	.0164288957	5,004.85	.0164288957	166.52	5,171.37
6100	* COUNTY FLOOD ZN ADM	786.26	.0025809682	786.26	.0025809682	26.16	812.42
6120	* COUNTY FLOOD ZN #2	7,751.31	.0254443609	7,751.31	.0254443609	257.89	8,009.20
7770	UNITED WTR CONS DIST	1,943.99	.0063824063	1,943.99	.0063824063	64.69	2,008.68
8080	CITY SAN BUENAVENTURA	54,029.77	.1773662842	54,029.77	.1773662842	1,797.72	55,827.49
TRA 05135	Totals:	304,637.74	1.0000000000	304,637.74	1.0000000000	10,135.63	314,773.37

*** Gross Assessed Valuation Information(Assessed valuations Minus Local Exemptions) ***

	Prior Year	Transfers	Current Year	AVI	A/V
Secured	30,257,230				31,252,393
Unsecured					18,400
State Assessed					
	30,257,230		1,013,563		31,270,793

Fund NO.	Description	Prior Year Allocation	Prior Year Factor	Adjusted Prior Year Allocation	Adjusted Prior Year Factor	Annual Tax Increment	Current Year Allocation
2014	UNIFIED SCH GEN VTA	360,985.37	.3388134161	360,985.37	.3388134161	14,057.58	375,042.95
2015	VTA COM COLLEGE GEN	57,443.88	.0539155995	57,443.88	.0539155995	2,236.99	59,680.87
2019	VTA COLLEGE CHILD CTR	299.24	.0002808517	299.24	.0002808517	11.65	310.89
4001	COUNTY GENERAL FUND	182,765.54	.1715257637	182,765.54	.1715257637	7,116.71	189,882.25
4002	E.R.A.F.	68,750.63	.0644384083	68,750.63	.0644384083	2,673.59	71,424.22
4004	E.R.A.F. 93-94 SHIFT	105,483.43	.0990117105	105,483.43	.0990117105	4,108.06	109,591.49
4005	VTA. CO. OFFICE EDUCATION	14,451.90	.0135642640	14,451.90	.0135642640	562.79	15,014.69
4401	* COUNTY LIBRARY	16,484.19	.0154718348	16,484.19	.0154718348	641.94	17,126.13
6100	* COUNTY FLOOD ZN ADM	2,590.31	.0024312081	2,590.31	.0024312081	100.87	2,691.18
6110	* COUNTY FLOOD ZN #1	25,881.97	.0242922617	25,881.97	.0242922617	1,007.90	26,889.87
7580	VENTURA PORT	10,725.78	.0100669975	10,725.78	.0100669975	417.69	11,143.47
8080	CITY SAN BUENAVENTURA	193,639.05	.1818093961	193,639.05	.1818093961	7,543.39	201,182.44
8604	CASITAS MUN WTR	25,938.79	.0243782880	25,938.79	.0243782880	1,011.47	26,950.26
TRA 05136	Totals:	1,065,440.08	1.0000000000	1,065,440.08	1.0000000000	41,490.63	1,106,930.71

*** Gross Assessed Valuation Information(Assessed valuations Minus Local Exemptions) ***

	Prior Year A/V	Transfers	Current Year AVI	A/V
Secured	106,696,958		110,843,931	
Unsecured	37,180		39,270	
State Assessed				
	106,734,138		4,149,063	110,883,201

Fund NO.	Description	Prior Year Allocation	Prior Year Factor	Adjusted Prior Year Allocation	Adjusted Prior Year Factor	Annual Tax Increment	Current Year Allocation
2014	UNIFIED SCH GEN VTA	5,315.11	.3599343522	5,315.11	.3599343522	271.32	5,586.43
2015	VTA COM COLLEGE GEN	843.71	.0571340650	843.71	.0571340650	43.07	886.78
2019	VTA COLLEGE CHILD CTR	1.52	.0001025746	1.52	.0001025746	.08	1.60
4001	COUNTY GENERAL FUND	2,707.61	.1833583907	2,707.61	.1833583907	138.21	2,845.82
4002	E.R.A.F.	809.50	.0548201631	809.50	.0548201631	41.32	850.82
4004	E.R.A.F. 93-94 SHIFT	1,528.72	.1035236082	1,528.72	.1035236082	78.04	1,606.76
4005	VTA. CO. OFFICE EDUCATION	194.60	.0131782946	194.60	.0131782946	9.93	204.53
4401	* COUNTY LIBRARY	243.56	.0164945496	243.56	.0164945496	12.43	255.99
6100	* COUNTY FLOOD ZN ADM	38.13	.0025817556	38.13	.0025817556	1.95	40.08
6120	* COUNTY FLOOD ZN #2	374.87	.0253872633	374.87	.0253872633	19.14	394.01
7770	UNITED WTR CONS DIST	93.68	.0063424947	93.68	.0063424947	4.78	98.46
8080	CITY SAN BUENAVENTURA	2,615.82	.1771424884	2,615.82	.1771424884	133.53	2,749.35
TRA 05137	Totals:	14,766.83	1.0000000000	14,766.83	1.0000000000	753.80	15,520.63

*** Gross Assessed Valuation Information(Assessed valuations Minus Local Exemptions) ***

	Prior Year	Transfers	Current Year	AVI	A/V
Secured	1,478,000				1,485,280
Unsecured					68,100
State Assessed					
	1,478,000		75,380		1,553,380

Fund NO.	Description	Prior Year Allocation	Prior Year Factor	Adjusted Prior Year Allocation	Adjusted Prior Year Factor	Annual Tax Increment	Current Year Allocation
2014	UNIFIED SCH GEN VTA	5,482.05	.3091788198	5,482.05	.3091788198	107.40	5,589.45
2015	VTA COM COLLEGE GEN	872.21	.0491943257	872.21	.0491943257	17.09	889.30
2019	VTA COLLEGE CHILD CTR	4.48	.0002514458	4.48	.0002514458	.09	4.57
4001	COUNTY GENERAL FUND	2,773.26	.1563697046	2,773.26	.1563697046	54.31	2,827.57
4002	E.R.A.F.	1,329.61	.0746427741	1,329.61	.0746427741	25.93	1,355.54
4004	E.R.A.F. 93-94 SHIFT	1,594.65	.0899540507	1,594.65	.0899540507	31.25	1,625.90
4005	VTA. CO. OFFICE EDUCATION	219.05	.0123560728	219.05	.0123560728	4.29	223.34
4401	* COUNTY LIBRARY	250.39	.0141242396	250.39	.0141242396	4.91	255.30
6100	* COUNTY FLOOD ZN ADM	39.27	.0022143485	39.27	.0022143485	.77	40.04
6120	* COUNTY FLOOD ZN #2	387.46	.0218514696	387.46	.0218514696	7.59	395.05
7560	MONTALVO COMM SERV DIST	1,775.10	.1001238867	1,775.10	.1001238867	34.78	1,809.88
7770	UNITED WTR CONS DIST	109.43	.0063630994	109.43	.0063630994	2.21	111.64
8080	CITY SAN BUENAVENTURA	2,893.97	.1633757627	2,893.97	.1633757627	56.75	2,950.72
TRA 05138	Totals:	17,730.93	1.0000000000	17,730.93	1.0000000000	347.37	18,078.30

*** Gross Assessed Valuation Information(Assessed valuations Minus Local Exemptions) ***

	Prior Year A/V	Transfers	Current Year AVI	A/V
Secured	1,736,955			1,771,692
Unsecured	15,000			15,000
State Assessed				
	1,751,955		34,737	1,786,692

Fund NO.	Description	Prior Year Allocation	Prior Year Factor	Adjusted Prior Year Allocation	Adjusted Prior Year Factor	Annual Tax Increment	Current Year Allocation
2014	UNIFIED SCH GEN VTA	5,416.12	.3091829502	5,416.12	.3091829502	8.67-	5,407.45
2015	VTA COM COLLEGE GEN	861.82	.0491982325	861.82	.0491982325	1.38-	860.44
2019	VTA COLLEGE CHILD CTR	4.41	.0002533208	4.41	.0002533208	.01-	4.40
4001	COUNTY GENERAL FUND	2,738.97	.1563523256	2,738.97	.1563523256	4.37-	2,734.60
4002	E.R.A.F.	1,307.58	.0746436932	1,307.58	.0746436932	2.09-	1,305.49
4004	E.R.A.F. 93-94 SHIFT	1,575.56	.0899419130	1,575.56	.0899419130	2.52-	1,573.04
4005	VTA. CO. OFFICE EDUCATION	216.66	.0123665714	216.66	.0123665714	.35-	216.31
4401	* COUNTY LIBRARY	247.44	.0141259110	247.44	.0141259110	.40-	247.04
6100	* COUNTY FLOOD ZN ADM	38.84	.0022172981	38.84	.0022172981	.06-	38.78
6120	* COUNTY FLOOD ZN #2	382.78	.0218520088	382.78	.0218520088	.61-	382.17
7560	MONTALVO COMM SERV DIST	1,753.92	.1001230096	1,753.92	.1001230096	2.81-	1,751.11
7770	UNITED WTR CONS DIST	111.52	.0063660695	111.52	.0063660695	.18-	111.34
8080	CITY SAN BUENAVENTURA	2,861.94	.1633766963	2,861.94	.1633766963	4.58-	2,857.36
TRA 05139	Totals:	17,517.56	1.0000000000	17,517.56	1.0000000000	28.03-	17,489.53

*** Gross Assessed Valuation Information(Assessed valuations Minus Local Exemptions) ***

	Prior Year A/V	Transfers	Current Year AVI	A/V
Secured	1,703,398			1,700,595
Unsecured	12,700			12,700
State Assessed				
	1,716,098		2,803-	1,713,295

Fund NO.	Description	Prior Year Allocation	Prior Year Factor	Adjusted Prior Year Allocation	Adjusted Prior Year Factor	Annual Tax Increment	Current Year Allocation
2014	UNIFIED SCH GEN VTA	172,078.48	.3599990288	172,078.48	.3599990288	32,046.27	204,124.75
2015	VTA COM COLLEGE GEN	27,341.30	.0571997377	27,341.30	.0571997377	5,091.79	32,433.09
2019	VTA COLLEGE CHILD CTR	92.82	.0001942266	92.82	.0001942266	17.29	110.11
4001	COUNTY GENERAL FUND	87,236.15	.1825034220	87,236.15	.1825034220	16,246.02	103,482.17
4002	E.R.A.F.	26,159.67	.0547279963	26,159.67	.0547279963	4,871.76	31,031.43
4004	E.R.A.F. 93-94 SHIFT	49,340.09	.1032225060	49,340.09	.1032225060	9,188.62	58,528.71
4005	VTA. CO. OFFICE EDUCATION	6,730.61	.0140808344	6,730.61	.0140808344	1,253.44	7,984.05
4401	* COUNTY LIBRARY	7,851.34	.0164255086	7,851.34	.0164255086	1,462.16	9,313.50
6100	* COUNTY FLOOD ZN ADM	1,229.12	.0025714186	1,229.12	.0025714186	228.90	1,458.02
6120	* COUNTY FLOOD ZN #2	12,143.76	.0254055292	12,143.76	.0254055292	2,261.54	14,405.30
7770	UNITED WTR CONS DIST	3,038.60	.0063569092	3,038.60	.0063569092	565.88	3,604.48
8080	CITY SAN BUENAVENTURA	84,755.21	.1773128826	84,755.21	.1773128826	15,783.98	100,539.19
TRA 05140	Totals:	477,997.15	1.0000000000	477,997.15	1.0000000000	89,017.65	567,014.80

*** Gross Assessed Valuation Information(Assessed valuations Minus Local Exemptions) ***

	Prior Year	Current Year
	A/V	AVI
Secured	47,652,407	54,203,182
Unsecured	147,300	2,498,290
State Assessed		
	47,799,707	56,701,472

Fund NO.	Description	Prior Year Allocation	Prior Year Factor	Adjusted Prior Year Allocation	Adjusted Prior Year Factor	Annual Tax Increment	Current Year Allocation
1037	EL SCH GEN RIO	123.19	.2012201335	123.19	.2012201335		123.19
2007	HI SCH GEN OXNARD	87.02	.1421621071	87.02	.1421621071		87.02
2015	VTA COM COLLEGE GEN	35.36	.0577589281	35.36	.0577589281		35.36
2019	VTA COLLEGE CHILD CTR	.19	.0002929339	.19	.0002929339		.19
4001	COUNTY GENERAL FUND	114.38	.1868791076	114.38	.1868791076		114.38
4002	E.R.A.F.	24.61	.0402211014	24.61	.0402211014		24.61
4004	E.R.A.F. 93-94 SHIFT	58.14	.0949488002	58.14	.0949488002		58.14
4005	VTA. CO. OFFICE EDUCATION	15.91	.0259692292	15.91	.0259692292		15.91
4401	* COUNTY LIBRARY	10.14	.0165698711	10.14	.0165698711		10.14
6100	* COUNTY FLOOD ZN ADM	1.58	.0025981965	1.58	.0025981965		1.58
6120	* COUNTY FLOOD ZN #2	15.71	.0256635590	15.71	.0256635590		15.71
7770	UNITED WTR CONS DIST	3.87	.0063299200	3.87	.0063299200		3.87
8080	CITY SAN BUENAVENTURA	122.07	.1993861124	122.07	.1993861124		122.07
TRA 05141	Totals:	612.17	1.0000000000	612.17	1.0000000000		612.17

Fund NO.	Description	Prior Year Allocation	Prior Year Factor	Adjusted Prior Year Allocation	Adjusted Prior Year Factor	Annual Tax Increment	Current Year Allocation
2014	UNIFIED SCH GEN VTA	1,737.96	.3388254052	1,737.96	.3388254052	18.00-	1,719.96
2015	VTA COM COLLEGE GEN	276.45	.0538980020	276.45	.0538980020	2.86-	273.59
2019	VTA COLLEGE CHILD CTR	1.40	.0002657454	1.40	.0002657454	.01-	1.39
4001	COUNTY GENERAL FUND	879.11	.1713985746	879.11	.1713985746	9.11-	870.00
4002	E.R.A.F.	330.55	.0644482817	330.55	.0644482817	3.42-	327.13
4004	E.R.A.F. 93-94 SHIFT	507.74	.0989877113	507.74	.0989877113	5.26-	502.48
4005	VTA. CO. OFFICE EDUCATION	69.28	.0135069919	69.28	.0135069919	.72-	68.56
4401	* COUNTY LIBRARY	79.30	.0154621216	79.30	.0154621216	.82-	78.48
6100	* COUNTY FLOOD ZN ADM	12.45	.0024257160	12.45	.0024257160	.13-	12.32
6110	* COUNTY FLOOD ZN #1	124.61	.0242943397	124.61	.0242943397	1.29-	123.32
7580	VENTURA PORT	51.55	.0100500084	51.55	.0100500084	.53-	51.02
8080	CITY SAN BUENAVENTURA	933.89	.1820638957	933.89	.1820638957	9.67-	924.22
8604	CASITAS MUN WTR	125.05	.0243732065	125.05	.0243732065	1.29-	123.76
TRA 05142	Totals:	5,129.34	1.0000000000	5,129.34	1.0000000000	53.11-	5,076.23

*** Gross Assessed Valuation Information(Assessed valuations Minus Local Exemptions) ***

	Prior Year A/V	Transfers	Current Year AVI	A/V
Secured	349,492			356,481
Unsecured	224,000			211,700
State Assessed				
	573,492		5,311-	568,181

Fund NO.	Description	Prior Year Allocation	Prior Year Factor	Adjusted Prior Year Allocation	Adjusted Prior Year Factor	Annual Tax Increment	Current Year Allocation
2014	UNIFIED SCH GEN VTA	2,116.04	.3330983018	2,116.04	.3330983018	696.85	2,812.89
2015	VTA COM COLLEGE GEN	336.69	.0529995886	336.69	.0529995886	110.88	447.57
2019	VTA COLLEGE CHILD CTR	1.11	.0001762735	1.11	.0001762735	.37	1.48
4001	COUNTY GENERAL FUND	1,938.38	.3051235115	1,938.38	.3051235115	638.33	2,576.71
4005	VTA. CO. OFFICE EDUCATION	81.00	.0127504770	81.00	.0127504770	26.67	107.67
4401	* COUNTY LIBRARY	116.08	.0182737034	116.08	.0182737034	38.23	154.31
6100	* COUNTY FLOOD ZN ADM	16.79	.0026441705	16.79	.0026441705	5.53	22.32
6110	* COUNTY FLOOD ZN #1	179.54	.0282625623	179.54	.0282625623	59.13	238.67
7580	VENTURA PORT	61.95	.0097538045	61.95	.0097538045	20.41	82.36
8080	CITY SAN BUENAVENTURA	1,256.82	.1978435629	1,256.82	.1978435629	413.89	1,670.71
8604	CASITAS MUN WTR	248.21	.0390740440	248.21	.0390740440	81.74	329.95
TRA 05143	Totals:	6,352.61	1.0000000000	6,352.61	1.0000000000	2,092.03	8,444.64

*** Gross Assessed Valuation Information(Assessed valuations Minus Local Exemptions) ***

	Prior Year A/V	Transfers	Current Year AVI	A/V
Secured				
Unsecured	655,792			864,995
State Assessed				
	655,792		209,203	864,995

Fund NO.	Description	Prior Year Allocation	Prior Year Factor	Adjusted Prior Year Allocation	Adjusted Prior Year Factor	Annual Tax Increment	Current Year Allocation
1037	EL SCH GEN RIO	165.71	.1818181818	165.71	.1818181818	3.34	169.05
2007	HI SCH GEN OXNARD	110.48	.1212121212	110.48	.1212121212	2.23	112.71
2015	VTA COM COLLEGE GEN	27.62	.0303030303	27.62	.0303030303	.56	28.18
4001	COUNTY GENERAL FUND	248.66	.2727242748	248.66	.2727242748	5.02	253.68
4002	E.R.A.F.	49.61	.0536208259	49.61	.0536208259	.99	50.60
4004	E.R.A.F. 93-94 SHIFT	130.01	.1426755790	130.01	.1426755790	2.62	132.63
4401	* COUNTY LIBRARY		.0000235361		.0000235361		
6120	* COUNTY FLOOD ZN #2	22.94	.0251600452	22.94	.0251600452	.46	23.40
7770	UNITED WTR CONS DIST	.77	.0016710601	.77	.0016710601	.03	.80
8080	CITY SAN BUENAVENTURA	155.54	.1707913456	155.54	.1707913456	3.14	158.68
TRA 05144 Totals:		911.34	1.0000000000	911.34	1.0000000000	18.39	929.73

*** Gross Assessed Valuation Information(Assessed valuations Minus Local Exemptions) ***

	Prior Year A/V	Transfers	Current Year AVI	A/V
Secured	91,988			93,827
Unsecured State Assessed				
	91,988		1,839	93,827

Fund NO.	Description	Prior Year Allocation	Prior Year Factor	Adjusted Prior Year Allocation	Adjusted Prior Year Factor	Annual Tax Increment	Current Year Allocation
2014	UNIFIED SCH GEN VTA	12,296.19	.3092147701	12,296.19	.3092147701	223.38	12,519.57
2015	VTA COM COLLEGE GEN	1,956.51	.0492009715	1,956.51	.0492009715	35.54	1,992.05
2019	VTA COLLEGE CHILD CTR	10.01	.0002524133	10.01	.0002524133	.18	10.19
4001	COUNTY GENERAL FUND	6,218.40	.1563621685	6,218.40	.1563621685	112.96	6,331.36
4002	E.R.A.F.	2,972.37	.0746416008	2,972.37	.0746416008	53.92	3,026.29
4004	E.R.A.F. 93-94 SHIFT	3,576.40	.0899421789	3,576.40	.0899421789	64.98	3,641.38
4005	VTA. CO. OFFICE EDUCATION	491.39	.0123576211	491.39	.0123576211	8.93	500.32
4401	* COUNTY LIBRARY	561.61	.0141237718	561.61	.0141237718	10.20	571.81
6100	* COUNTY FLOOD ZN ADM	88.14	.0022165963	88.14	.0022165963	1.60	89.74
6120	* COUNTY FLOOD ZN #2	868.92	.0218508799	868.92	.0218508799	15.79	884.71
7560	MONTALVO COMM SERV DIST	3,981.39	.1001239023	3,981.39	.1001239023	72.33	4,053.72
7770	UNITED WTR CONS DIST	250.82	.0063657508	250.82	.0063657508	4.60	255.42
8080	CITY SAN BUENAVENTURA	6,493.74	.1633473747	6,493.74	.1633473747	118.01	6,611.75
TRA 05145	Totals:	39,765.89	1.0000000000	39,765.89	1.0000000000	722.42	40,488.31

*** Gross Assessed Valuation Information(Assessed valuations Minus Local Exemptions) ***

	Prior Year A/V	Transfers	Current Year AVI	A/V
Secured	3,902,351			3,987,193
Unsecured	46,200			33,600
State Assessed				
	3,948,551		72,242	4,020,793

Fund NO.	Description	Prior Year Allocation	Prior Year Factor	Adjusted Prior Year Allocation	Adjusted Prior Year Factor	Annual Tax Increment	Current Year Allocation
2014	UNIFIED SCH GEN VTA		.3598326360		.3598326360		
2015	VTA COM COLLEGE GEN		.0585774059		.0585774059		
4001	COUNTY GENERAL FUND		.1815275039		.1815275039		
4002	E.R.A.F.		.0543933054		.0543933054		
4004	E.R.A.F. 93-94 SHIFT		.1046025105		.1046025105		
4005	VTA. CO. OFFICE EDUCATION		.0125523013		.0125523013		
4401	* COUNTY LIBRARY		.0167364017		.0167364017		
6100	* COUNTY FLOOD ZN ADM		.0025729144		.0025729144		
6120	* COUNTY FLOOD ZN #2		.0251046025		.0251046025		
7770	UNITED WTR CONS DIST		.0083682008		.0083682008		
8080	CITY SAN BUENAVENTURA		.1757322176		.1757322176		
TRA 05146	Totals:		1.0000000000		1.0000000000		

Fund NO.	Description	Prior Year Allocation	Prior Year Factor	Adjusted Prior Year Allocation	Adjusted Prior Year Factor	Annual Tax Increment	Current Year Allocation
2014	UNIFIED SCH GEN VTA	26,288.21	.3092148771	26,288.21	.3092148771	658.01	26,946.22
2015	VTA COM COLLEGE GEN	4,183.10	.0492034680	4,183.10	.0492034680	104.70	4,287.80
2019	VTA COLLEGE CHILD CTR	21.61	.0002543764	21.61	.0002543764	.54	22.15
4001	COUNTY GENERAL FUND	13,292.73	.1563463695	13,292.73	.1563463695	332.71	13,625.44
4002	E.R.A.F.	6,352.99	.0746413624	6,352.99	.0746413624	158.84	6,511.83
4004	E.R.A.F. 93-94 SHIFT	7,645.51	.0899348872	7,645.51	.0899348872	191.38	7,836.89
4005	VTA. CO. OFFICE EDUCATION	1,051.64	.0123701286	1,051.64	.0123701286	26.32	1,077.96
4401	* COUNTY LIBRARY	1,200.91	.0141262003	1,200.91	.0141262003	30.06	1,230.97
6100	* COUNTY FLOOD ZN ADM	188.54	.0022176598	188.54	.0022176598	4.72	193.26
6120	* COUNTY FLOOD ZN #2	1,857.80	.0218523911	1,857.80	.0218523911	46.50	1,904.30
7560	MONTALVO COMM SERV DIST	8,511.89	.1001237658	8,511.89	.1001237658	213.06	8,724.95
7770	UNITED WTR CONS DIST	537.09	.0063653957	537.09	.0063653957	13.55	550.64
8080	CITY SAN BUENAVENTURA	13,883.90	.1633491181	13,883.90	.1633491181	347.61	14,231.51
TRA 05147	Totals:	85,015.92	1.0000000000	85,015.92	1.0000000000	2,128.00	87,143.92

*** Gross Assessed Valuation Information(Assessed valuations Minus Local Exemptions) ***

	Prior Year A/V	Transfers	Current Year AVI	A/V
Secured	7,800,000			7,956,000
Unsecured	478,700			535,500
State Assessed				
	8,278,700		212,800	8,491,500

Fund NO.	Description	Prior Year Allocation	Prior Year Factor	Adjusted Prior Year Allocation	Adjusted Prior Year Factor	Annual Tax Increment	Current Year Allocation
2014	UNIFIED SCH GEN VTA	8,076.93	.3600291957	8,076.93	.3600291957	161.10	8,238.03
2015	VTA COM COLLEGE GEN	1,285.20	.0572875325	1,285.20	.0572875325	25.63	1,310.83
2019	VTA COLLEGE CHILD CTR	6.58	.0002919574	6.58	.0002919574	.13	6.71
4001	COUNTY GENERAL FUND	4,085.46	.1820990335	4,085.46	.1820990335	81.49	4,166.95
4002	E.R.A.F.	1,228.68	.0547332985	1,228.68	.0547332985	24.49	1,253.17
4004	E.R.A.F. 93-94 SHIFT	2,311.45	.1030370683	2,311.45	.1030370683	46.11	2,357.56
4005	VTA. CO. OFFICE EDUCATION	322.07	.0143552995	322.07	.0143552995	6.42	328.49
4401	* COUNTY LIBRARY	368.55	.0164291030	368.55	.0164291030	7.35	375.90
6100	* COUNTY FLOOD ZN ADM	57.91	.0025812551	57.91	.0025812551	1.16	59.07
6120	* COUNTY FLOOD ZN #2	570.65	.0254381096	570.65	.0254381096	11.38	582.03
7770	UNITED WTR CONS DIST	143.07	.0063827351	143.07	.0063827351	2.86	145.93
8080	CITY SAN BUENAVENTURA	3,977.57	.1773354118	3,977.57	.1773354118	79.35	4,056.92
TRA 05148	Totals:	22,434.12	1.0000000000	22,434.12	1.0000000000	447.47	22,881.59

*** Gross Assessed Valuation Information(Assessed valuations Minus Local Exemptions) ***

	Prior Year	Transfers	Current Year
Secured	2,237,584		2,282,331
Unsecured			
State Assessed			
	2,237,584		44,747
			2,282,331

Fund NO.	Description	Prior Year Allocation	Prior Year Factor	Adjusted Prior Year Allocation	Adjusted Prior Year Factor	Annual Tax Increment	Current Year Allocation
2014	UNIFIED SCH GEN VTA	126,529.68	.3600354540	126,529.68	.3600354540	2,638.90	129,168.58
2015	VTA COM COLLEGE GEN	20,133.67	.0572895704	20,133.67	.0572895704	419.91	20,553.58
2019	VTA COLLEGE CHILD CTR	104.10	.0002962045	104.10	.0002962045	2.17	106.27
4001	COUNTY GENERAL FUND	63,979.05	.1820501578	63,979.05	.1820501578	1,334.34	65,313.39
4002	E.R.A.F.	19,237.73	.0547402327	19,237.73	.0547402327	401.22	19,638.95
4004	E.R.A.F. 93-94 SHIFT	36,203.37	.1030153579	36,203.37	.1030153579	755.06	36,958.43
4005	VTA. CO. OFFICE EDUCATION	5,060.10	.0143983530	5,060.10	.0143983530	105.53	5,165.63
4401	* COUNTY LIBRARY	5,773.66	.0164287500	5,773.66	.0164287500	120.42	5,894.08
6100	* COUNTY FLOOD ZN ADM	907.37	.0025819498	907.37	.0025819498	18.92	926.29
6120	* COUNTY FLOOD ZN #2	8,942.15	.0254444848	8,942.15	.0254444848	186.50	9,128.65
7770	UNITED WTR CONS DIST	2,242.76	.0063815596	2,242.76	.0063815596	46.77	2,289.53
8080	CITY SAN BUENAVENTURA	62,323.06	.1773379255	62,323.06	.1773379255	1,299.81	63,622.87
TRA 05149	Totals:	351,436.70	1.0000000000	351,436.70	1.0000000000	7,329.55	358,766.25

*** Gross Assessed Valuation Information(Assessed valuations Minus Local Exemptions) ***

	Prior Year	Transfers	Current Year	AVI	A/V
Secured	34,882,639				35,615,594
Unsecured	14,400				14,400
State Assessed					
	34,897,039		732,955		35,629,994

Fund NO.	Description	Prior Year Allocation	Prior Year Factor	Adjusted Prior Year Allocation	Adjusted Prior Year Factor	Annual Tax Increment	Current Year Allocation
2014	UNIFIED SCH GEN VTA		.3577981651		.3577981651		
2015	VTA COM COLLEGE GEN		.0550458715		.0550458715		
4001	COUNTY GENERAL FUND		.2110091743		.2110091743		
4002	E.R.A.F.		.0550458716		.0550458716		
4004	E.R.A.F. 93-94 SHIFT		.1100917431		.1100917431		
4401	* COUNTY LIBRARY		.0183486239		.0183486239		
6120	* COUNTY FLOOD ZN #2		.0183486239		.0183486239		
7770	UNITED WTR CONS DIST		.0091743119		.0091743119		
8080	CITY SAN BUENAVENTURA		.1651376147		.1651376147		
TRA 05150	Totals:		1.0000000000		1.0000000000		

Fund NO.	Description	Prior Year Allocation	Prior Year Factor	Adjusted Prior Year Allocation	Adjusted Prior Year Factor	Annual Tax Increment	Current Year Allocation
2014	UNIFIED SCH GEN VTA	264.68	.3600547695	264.68	.3600547695	5.20	269.88
2015	VTA COM COLLEGE GEN	42.08	.0572523962	42.08	.0572523962	.83	42.91
2019	VTA COLLEGE CHILD CTR	.12	.0002190780	.12	.0002190780		.12
4001	COUNTY GENERAL FUND	134.04	.1822729347	134.04	.1822729347	2.61	136.65
4002	E.R.A.F.	40.24	.0547329986	40.24	.0547329986	.79	41.03
4004	E.R.A.F. 93-94 SHIFT	75.74	.1030397079	75.74	.1030397079	1.49	77.23
4005	VTA. CO. OFFICE EDUCATION	10.50	.0142765860	10.50	.0142765860	.21	10.71
4401	* COUNTY LIBRARY	12.08	.0164308535	12.08	.0164308535	.24	12.32
6100	* COUNTY FLOOD ZN ADM	1.91	.0025924236	1.91	.0025924236	.04	1.95
6120	* COUNTY FLOOD ZN #2	18.70	.0254495664	18.70	.0254495664	.37	19.07
7770	UNITED WTR CONS DIST	4.70	.0063715199	4.70	.0063715199	.09	4.79
8080	CITY SAN BUENAVENTURA	130.34	.1773071657	130.34	.1773071657	2.56	132.90
TRA 05151	Totals:	735.13	1.0000000000	735.13	1.0000000000	14.43	749.56

*** Gross Assessed Valuation Information(Assessed valuations Minus Local Exemptions) ***

	Prior Year	Transfers	Current Year	
Secured	A/V		AVI	A/V
Unsecured	72,205			73,648
State Assessed				
	72,205		1,443	73,648

Fund NO.	Description	Prior Year Allocation	Prior Year Factor	Adjusted Prior Year Allocation	Adjusted Prior Year Factor	Annual Tax Increment	Current Year Allocation
2014	UNIFIED SCH GEN VTA	406,301.15	.3600354748	406,301.15	.3600354748	11,047.74	417,348.89
2015	VTA COM COLLEGE GEN	64,652.04	.0572900948	64,652.04	.0572900948	1,757.95	66,409.99
2019	VTA COLLEGE CHILD CTR	334.30	.0002962305	334.30	.0002962305	9.09	343.39
4001	COUNTY GENERAL FUND	205,438.95	.1820455912	205,438.95	.1820455912	5,586.10	211,025.05
4002	E.R.A.F.	61,773.43	.0547392580	61,773.43	.0547392580	1,679.68	63,453.11
4004	E.R.A.F. 93-94 SHIFT	116,251.57	.1030139540	116,251.57	.1030139540	3,161.00	119,412.57
4005	VTA. CO. OFFICE EDUCATION	16,253.65	.0144028314	16,253.65	.0144028314	441.95	16,695.60
4401	* COUNTY LIBRARY	18,541.41	.0164300987	18,541.41	.0164300987	504.16	19,045.57
6100	* COUNTY FLOOD ZN ADM	2,913.82	.0025820087	2,913.82	.0025820087	79.23	2,993.05
6120	* COUNTY FLOOD ZN #2	28,714.02	.0254443281	28,714.02	.0254443281	780.76	29,494.78
7770	UNITED WTR CONS DIST	7,203.05	.0063828283	7,203.05	.0063828283	195.86	7,398.91
8080	CITY SAN BUENAVENTURA	200,125.71	.1773373015	200,125.71	.1773373015	5,441.62	205,567.33
TRA 05152	Totals:	1,128,503.10	1.0000000000	1,128,503.10	1.0000000000	30,685.14	1,159,188.24

*** Gross Assessed Valuation Information(Assessed valuations Minus Local Exemptions) ***

	Prior Year	Current Year
Secured	110,437,716	113,526,230
Unsecured	109,500	89,500
State Assessed		
	110,547,216	113,615,730

Fund NO.	Description	Prior Year Allocation	Prior Year Factor	Adjusted Prior Year Allocation	Adjusted Prior Year Factor	Annual Tax Increment	Current Year Allocation
2014	UNIFIED SCH GEN VTA	22,159.09	.3391813468	22,159.09	.3391813468	982.32	23,141.41
2015	VTA COM COLLEGE GEN	3,526.49	.0539782288	3,526.49	.0539782288	156.33	3,682.82
2019	VTA COLLEGE CHILD CTR	18.38	.0002815837	18.38	.0002815837	.82	19.20
4001	COUNTY GENERAL FUND	11,191.30	.1712999862	11,191.30	.1712999862	496.10	11,687.40
4002	E.R.A.F.	4,207.65	.0644045735	4,207.65	.0644045735	186.53	4,394.18
4004	E.R.A.F. 93-94 SHIFT	6,461.29	.0989010667	6,461.29	.0989010667	286.43	6,747.72
4005	VTA. CO. OFFICE EDUCATION	887.43	.0135842982	887.43	.0135842982	39.34	926.77
4401	* COUNTY LIBRARY	1,010.84	.0154725511	1,010.84	.0154725511	44.81	1,055.65
6100	* COUNTY FLOOD ZN ADM	158.95	.0024333660	158.95	.0024333660	7.05	166.00
6110	* COUNTY FLOOD ZN #1	1,587.12	.0242934184	1,587.12	.0242934184	70.36	1,657.48
7580	VENTURA PORT	657.76	.0100683356	657.76	.0100683356	29.16	686.92
8080	CITY SAN BUENAVENTURA	11,872.10	.1817221618	11,872.10	.1817221618	526.30	12,398.40
8604	CASITAS MUN WTR	1,592.71	.0243790832	1,592.71	.0243790832	70.61	1,663.32
TRA 05153	Totals:	65,331.11	1.0000000000	65,331.11	1.0000000000	2,896.16	68,227.27

*** Gross Assessed Valuation Information(Assessed valuations Minus Local Exemptions) ***

	Prior Year A/V	Transfers	Current Year AVI	A/V
Secured	7,023,008			7,163,464
Unsecured	443,900			593,060
State Assessed				
	7,466,908		289,616	7,756,524

Fund NO.	Description	Prior Year Allocation	Prior Year Factor	Adjusted Prior Year Allocation	Adjusted Prior Year Factor	Annual Tax Increment	Current Year Allocation
2014	UNIFIED SCH GEN VTA	500,799.55	.3600358467	500,799.55	.3600358467	16,010.85	516,810.40
2015	VTA COM COLLEGE GEN	79,689.39	.0572904510	79,689.39	.0572904510	2,547.72	82,237.11
2019	VTA COLLEGE CHILD CTR	412.28	.0002963937	412.28	.0002963937	13.18	425.46
4001	COUNTY GENERAL FUND	253,217.26	.1820435255	253,217.26	.1820435255	8,095.50	261,312.76
4002	E.R.A.F.	76,140.57	.0547391347	76,140.57	.0547391347	2,434.26	78,574.83
4004	E.R.A.F. 93-94 SHIFT	143,288.14	.1030130023	143,288.14	.1030130023	4,581.00	147,869.14
4005	VTA. CO. OFFICE EDUCATION	20,036.35	.0144045758	20,036.35	.0144045758	640.57	20,676.92
4401	* COUNTY LIBRARY	22,854.01	.0164302505	22,854.01	.0164302505	730.66	23,584.67
6100	* COUNTY FLOOD ZN ADM	3,591.87	.0025822832	3,591.87	.0025822832	114.83	3,706.70
6120	* COUNTY FLOOD ZN #2	35,392.46	.0254444160	35,392.46	.0254444160	1,131.52	36,523.98
7770	UNITED WTR CONS DIST	8,878.42	.0063828885	8,878.42	.0063828885	283.85	9,162.27
8080	CITY SAN BUENAVENTURA	246,671.01	.1773372321	246,671.01	.1773372321	7,886.22	254,557.23
TRA 05154	Totals:	1,390,971.31	1.0000000000	1,390,971.31	1.0000000000	44,470.16	1,435,441.47

*** Gross Assessed Valuation Information(Assessed valuations Minus Local Exemptions) ***

	Prior Year	Transfers	Current Year	AVI	A/V
Secured	138,803,094		143,269,010		
Unsecured	132,500		113,600		
State Assessed					
	138,935,594		4,447,016	143,382,610	

Fund NO.	Description	Prior Year Allocation	Prior Year Factor	Adjusted Prior Year Allocation	Adjusted Prior Year Factor	Annual Tax Increment	Current Year Allocation
2014	UNIFIED SCH GEN VTA	14,284.72	.3600354508	14,284.72	.3600354508	1,406.55	15,691.27
2015	VTA COM COLLEGE GEN	2,273.03	.0572896973	2,273.03	.0572896973	223.81	2,496.84
2019	VTA COLLEGE CHILD CTR	11.74	.0002962264	11.74	.0002962264	1.16	12.90
4001	COUNTY GENERAL FUND	7,222.76	.1820437872	7,222.76	.1820437872	711.19	7,933.95
4002	E.R.A.F.	2,171.83	.0547394543	2,171.83	.0547394543	213.85	2,385.68
4004	E.R.A.F. 93-94 SHIFT	4,087.21	.1030147696	4,087.21	.1030147696	402.45	4,489.66
4005	VTA. CO. OFFICE EDUCATION	571.61	.0144068007	571.61	.0144068007	56.28	627.89
4401	* COUNTY LIBRARY	651.89	.0164298029	651.89	.0164298029	64.19	716.08
6100	* COUNTY FLOOD ZN ADM	102.38	.0025807811	102.38	.0025807811	10.08	112.46
6120	* COUNTY FLOOD ZN #2	1,009.52	.0254444914	1,009.52	.0254444914	99.40	1,108.92
7770	UNITED WTR CONS DIST	253.21	.0063821465	253.21	.0063821465	24.93	278.14
8080	CITY SAN BUENAVENTURA	7,035.98	.1773365918	7,035.98	.1773365918	692.80	7,728.78
TRA 05155	Totals:	39,675.88	1.0000000000	39,675.88	1.0000000000	3,906.69	43,582.57

*** Gross Assessed Valuation Information(Assessed valuations Minus Local Exemptions) ***

	Prior Year	Transfers	Current Year
Secured	3,964,821		4,355,490
Unsecured			
State Assessed			
	3,964,821		390,669
			4,355,490

Fund NO.	Description	Prior Year Allocation	Prior Year Factor	Adjusted Prior Year Allocation	Adjusted Prior Year Factor	Annual Tax Increment	Current Year Allocation
2014	UNIFIED SCH GEN VTA	302,294.85	.3600358970	302,294.85	.3600358970	5,670.67	307,965.52
2015	VTA COM COLLEGE GEN	48,102.36	.0572903390	48,102.36	.0572903390	902.34	49,004.70
2019	VTA COLLEGE CHILD CTR	248.82	.0002963510	248.82	.0002963510	4.67	253.49
4001	COUNTY GENERAL FUND	152,848.63	.1820440615	152,848.63	.1820440615	2,867.24	155,715.87
4002	E.R.A.F.	45,960.39	.0547392371	45,960.39	.0547392371	862.16	46,822.55
4004	E.R.A.F. 93-94 SHIFT	86,492.33	.1030131379	86,492.33	.1030131379	1,622.49	88,114.82
4005	VTA. CO. OFFICE EDUCATION	12,093.84	.0144038832	12,093.84	.0144038832	226.87	12,320.71
4401	* COUNTY LIBRARY	13,795.23	.0164302495	13,795.23	.0164302495	258.78	14,054.01
6100	* COUNTY FLOOD ZN ADM	2,168.14	.0025822635	2,168.14	.0025822635	40.67	2,208.81
6120	* COUNTY FLOOD ZN #2	21,363.62	.0254442825	21,363.62	.0254442825	400.75	21,764.37
7770	UNITED WTR CONS DIST	5,359.24	.0063828789	5,359.24	.0063828789	100.53	5,459.77
8080	CITY SAN BUENAVENTURA	148,896.78	.1773374189	148,896.78	.1773374189	2,793.11	151,689.89
TRA 05156	Totals:	839,624.23	1.0000000000	839,624.23	1.0000000000	15,750.28	855,374.51

*** Gross Assessed Valuation Information(Assessed valuations Minus Local Exemptions) ***

	Prior Year	Transfers	Current Year	AVI	A/V
Secured	83,869,665				85,457,453
Unsecured	65,838				53,078
State Assessed					
	83,935,503		1,575,028		85,510,531

Fund NO.	Description	Prior Year Allocation	Prior Year Factor	Adjusted Prior Year Allocation	Adjusted Prior Year Factor	Annual Tax Increment	Current Year Allocation
2014	UNIFIED SCH GEN VTA		.3600355250		.3600355250		
2015	VTA COM COLLEGE GEN		.0572901362		.0572901362		
2019	VTA COLLEGE CHILD CTR		.0002961635		.0002961635		
4001	COUNTY GENERAL FUND		.2929585594		.2929585594		
4005	VTA. CO. OFFICE EDUCATION		.0046113668		.0046113668		
4401	* COUNTY LIBRARY		.0198017462		.0198017462		
6100	* COUNTY FLOOD ZN ADM		.0030059195		.0030059195		
6120	* COUNTY FLOOD ZN #2		.0306450330		.0306450330		
7770	UNITED WTR CONS DIST		.0104572749		.0104572749		
8080	CITY SAN BUENAVENTURA		.2208982755		.2208982755		
TRA 05157 Totals:			1.0000000000		1.0000000000		

No Taxable Parcels Within TRA=05157

Fund NO.	Description	Prior Year Allocation	Prior Year Factor	Adjusted Prior Year Allocation	Adjusted Prior Year Factor	Annual Tax Increment	Current Year Allocation
2014	UNIFIED SCH GEN VTA	2,858.65	.3271384675	2,858.65	.3271384675	55.80	2,914.45
2015	VTA COM COLLEGE GEN	454.89	.0520547662	454.89	.0520547662	8.88	463.77
2019	VTA COLLEGE CHILD CTR	2.34	.0002683945	2.34	.0002683945	.05	2.39
4001	COUNTY GENERAL FUND	2,296.84	.2982820187	2,296.84	.2982820187	50.87	2,347.71
4002	E.R.A.F.	189.18		189.18			189.18
4004	E.R.A.F. 93-94 SHIFT	309.13		309.13			309.13
4005	VTA. CO. OFFICE EDUCATION	114.36	.0130856506	114.36	.0130856506	2.23	116.59
4401	* COUNTY LIBRARY	148.36	.0179931780	148.36	.0179931780	3.07	151.43
6100	* COUNTY FLOOD ZN ADM	22.78	.0027316498	22.78	.0027316498	.47	23.25
6110	* COUNTY FLOOD ZN #1	230.33	.0278046491	230.33	.0278046491	4.74	235.07
7580	VENTURA PORT	84.91	.0097172567	84.91	.0097172567	1.66	86.57
8080	CITY SAN BUENAVENTURA	1,733.69	.2124302407	1,733.69	.2124302407	36.23	1,769.92
8604	CASITAS MUN WTR	292.94	.0384937282	292.94	.0384937282	6.57	299.51
TRA 05158	Totals:	8,738.40	1.0000000000	8,738.40	1.0000000000	170.57	8,908.97

*** Gross Assessed Valuation Information(Assessed valuations Minus Local Exemptions) ***

	Prior Year A/V	Transfers	Current Year AVI	A/V
Secured	853,086			870,143
Unsecured	28,100			28,100
State Assessed				
	881,186		17,057	898,243

Fund NO.	Description	Prior Year Allocation	Prior Year Factor	Adjusted Prior Year Allocation	Adjusted Prior Year Factor	Annual Tax Increment	Current Year Allocation
2014	UNIFIED SCH GEN VTA	8,037.52	.3331267216	8,037.52	.3331267216	158.04	8,195.56
2015	VTA COM COLLEGE GEN	1,278.94	.0530080969	1,278.94	.0530080969	25.15	1,304.09
2019	VTA COLLEGE CHILD CTR	6.60	.0002741579	6.60	.0002741579	.13	6.73
4001	COUNTY GENERAL FUND	5,625.91	.3037457056	5,625.91	.3037457056	144.09	5,770.00
4002	E.R.A.F.	1,009.63		1,009.63			1,009.63
4004	E.R.A.F. 93-94 SHIFT	1,670.52		1,670.52			1,670.52
4005	VTA. CO. OFFICE EDUCATION	321.58	.0133273484	321.58	.0133273484	6.32	327.90
4401	* COUNTY LIBRARY	393.24	.0183233280	393.24	.0183233280	8.69	401.93
6100	* COUNTY FLOOD ZN ADM	60.93	.0027810472	60.93	.0027810472	1.32	62.25
6110	* COUNTY FLOOD ZN #1	613.58	.0283106467	613.58	.0283106467	13.43	627.01
7580	VENTURA PORT	238.74	.0098956900	238.74	.0098956900	4.69	243.43
8080	CITY SAN BUENAVENTURA	4,163.55	.1980087828	4,163.55	.1980087828	93.94	4,257.49
8604	CASITAS MUN WTR	706.73	.0391984749	706.73	.0391984749	18.60	725.33
TRA 05159	Totals:	24,127.47	1.0000000000	24,127.47	1.0000000000	474.40	24,601.87

*** Gross Assessed Valuation Information(Assessed valuations Minus Local Exemptions) ***

	Prior Year A/V	Transfers	Current Year AVI	A/V
Secured	2,372,061			2,419,501
Unsecured				
State Assessed				
	2,372,061		47,440	2,419,501

Fund NO.	Description	Prior Year Allocation	Prior Year Factor	Adjusted Prior Year Allocation	Adjusted Prior Year Factor	Annual Tax Increment	Current Year Allocation
2014	UNIFIED SCH GEN VTA	1.12	.3604651163	1.12	.3604651163	19.20	20.32
2015	VTA COM COLLEGE GEN	.18	.0571705426	.18	.0571705426	3.04	3.22
4001	COUNTY GENERAL FUND	.59	.1832341659	.59	.1832341659	9.77	10.36
4002	E.R.A.F.	.17	.0533453888	.17	.0533453888	2.84	3.01
4004	E.R.A.F. 93-94 SHIFT	.34	.1040076336	.34	.1040076336	5.54	5.88
4005	VTA. CO. OFFICE EDUCATION	.03	.0131578947	.03	.0131578947	.70	.73
4401	* COUNTY LIBRARY	.03	.0162213740	.03	.0162213740	.86	.89
6100	* COUNTY FLOOD ZN ADM	.01	.0028625954	.01	.0028625954	.15	.16
6120	* COUNTY FLOOD ZN #2	.06	.0257633588	.06	.0257633588	1.37	1.43
7770	UNITED WTR CONS DIST	.01	.0065789474	.01	.0065789474	.35	.36
8080	CITY SAN BUENAVENTURA	.55	.1771929825	.55	.1771929825	9.44	9.99
TRA 05160	Totals:	3.09	1.0000000000	3.09	1.0000000000	53.26	56.35

*** Gross Assessed Valuation Information(Assessed valuations Minus Local Exemptions) ***

	Prior Year A/V	Transfers	Current Year AVI	A/V
Secured				5,326
Unsecured				
State Assessed				
			5,326	5,326

Fund NO.	Description	Prior Year Allocation	Prior Year Factor	Adjusted Prior Year Allocation	Adjusted Prior Year Factor	Annual Tax Increment	Current Year Allocation
2014	UNIFIED SCH GEN VTA	188,098.62	.3600355578	188,098.62	.3600355578	6,397.19	194,495.81
2015	VTA COM COLLEGE GEN	29,930.92	.0572901795	29,930.92	.0572901795	1,017.94	30,948.86
2019	VTA COLLEGE CHILD CTR	154.68	.0002960954	154.68	.0002960954	5.26	159.94
4001	COUNTY GENERAL FUND	95,109.11	.1820462419	95,109.11	.1820462419	3,234.64	98,343.75
4002	E.R.A.F.	28,598.76	.0547402998	28,598.76	.0547402998	972.64	29,571.40
4004	E.R.A.F. 93-94 SHIFT	53,818.89	.1030136182	53,818.89	.1030136182	1,830.37	55,649.26
4005	VTA. CO. OFFICE EDUCATION	7,524.26	.0144020440	7,524.26	.0144020440	255.90	7,780.16
4401	* COUNTY LIBRARY	8,583.76	.0164299958	8,583.76	.0164299958	291.93	8,875.69
6100	* COUNTY FLOOD ZN ADM	1,348.87	.0025818370	1,348.87	.0025818370	45.87	1,394.74
6120	* COUNTY FLOOD ZN #2	13,293.35	.0254445262	13,293.35	.0254445262	452.10	13,745.45
7770	UNITED WTR CONS DIST	3,334.66	.0063827951	3,334.66	.0063827951	113.41	3,448.07
8080	CITY SAN BUENAVENTURA	92,648.65	.1773368093	92,648.65	.1773368093	3,150.96	95,799.61
TRA 05161	Totals:	522,444.53	1.0000000000	522,444.53	1.0000000000	17,768.21	540,212.74

*** Gross Assessed Valuation Information(Assessed valuations Minus Local Exemptions) ***

	Prior Year	Transfers	Current Year	AVI	A/V
Secured	51,854,511				53,588,632
Unsecured	50,900				93,600
State Assessed					
	51,905,411		1,776,821		53,682,232

Fund NO.	Description	Prior Year Allocation	Prior Year Factor	Adjusted Prior Year Allocation	Adjusted Prior Year Factor	Annual Tax Increment	Current Year Allocation
1017	EL SCH GEN MESA	873.98	.2142320278	873.98	.2142320278	16.04	890.02
2007	HI SCH GEN OXNARD	569.57	.1396144818	569.57	.1396144818	10.45	580.02
2015	VTA COM COLLEGE GEN	231.38	.0567176605	231.38	.0567176605	4.25	235.63
2019	VTA COLLEGE CHILD CTR	1.18	.0002890808	1.18	.0002890808	.02	1.20
4001	COUNTY GENERAL FUND	736.75	.1805962736	736.75	.1805962736	13.52	750.27
4002	E.R.A.F.	221.27	.0542400263	221.27	.0542400263	4.06	225.33
4004	E.R.A.F. 93-94 SHIFT	416.87	.1021802684	416.87	.1021802684	7.65	424.52
4005	VTA. CO. OFFICE EDUCATION	106.91	.0262054877	106.91	.0262054877	1.96	108.87
4401	* COUNTY LIBRARY	66.38	.0162727625	66.38	.0162727625	1.22	67.60
6100	* COUNTY FLOOD ZN ADM	10.39	.0025491996	10.39	.0025491996	.19	10.58
6120	* COUNTY FLOOD ZN #2	102.80	.0251974213	102.80	.0251974213	1.89	104.69
7770	UNITED WTR CONS DIST	25.72	.0063048149	25.72	.0063048149	.47	26.19
8080	CITY SAN BUENAVENTURA	716.37	.1756004948	716.37	.1756004948	13.15	729.52
TRA 05162	Totals:	4,079.57	1.0000000000	4,079.57	1.0000000000	74.87	4,154.44

*** Gross Assessed Valuation Information(Assessed valuations Minus Local Exemptions) ***

	Prior Year A/V	Transfers	Current Year AVI	A/V
Secured	399,447			407,434
Unsecured	11,200			10,700
State Assessed				
	410,647		7,487	418,134

Fund NO.	Description	Prior Year Allocation	Prior Year Factor	Adjusted Prior Year Allocation	Adjusted Prior Year Factor	Annual Tax Increment	Current Year Allocation
2014	UNIFIED SCH GEN VTA	187,045.23	.3590692775	187,045.23	.3590692775	4,971.18	192,016.41
2015	VTA COM COLLEGE GEN	29,763.07	.0571359333	29,763.07	.0571359333	791.03	30,554.10
2019	VTA COLLEGE CHILD CTR	154.08	.0002957643	154.08	.0002957643	4.09	158.17
4001	COUNTY GENERAL FUND	95,348.01	.1830387172	95,348.01	.1830387172	2,534.10	97,882.11
4002	E.R.A.F.	28,627.42	.0549558589	28,627.42	.0549558589	760.84	29,388.26
4004	E.R.A.F. 93-94 SHIFT	51,779.98	.0994016480	51,779.98	.0994016480	1,376.18	53,156.16
4005	VTA. CO. OFFICE EDUCATION	7,483.35	.0143656870	7,483.35	.0143656870	198.89	7,682.24
4401	* COUNTY LIBRARY	8,535.93	.0163863880	8,535.93	.0163863880	226.86	8,762.79
6100	* COUNTY FLOOD ZN ADM	1,341.87	.0025760114	1,341.87	.0025760114	35.66	1,377.53
6120	* COUNTY FLOOD ZN #2	13,219.06	.0253765747	13,219.06	.0253765747	351.33	13,570.39
7770	UNITED WTR CONS DIST	3,321.59	.0063764341	3,321.59	.0063764341	88.28	3,409.87
8080	CITY SAN BUENAVENTURA	94,297.24	.1810217056	94,297.24	.1810217056	2,506.18	96,803.42
TRA 05163	Totals:	520,916.83	1.0000000000	520,916.83	1.0000000000	13,844.62	534,761.45

*** Gross Assessed Valuation Information(Assessed valuations Minus Local Exemptions) ***

	Prior Year	Transfers	Current Year	AVI	A/V
Secured	52,035,921				53,393,583
Unsecured	45,700				72,500
State Assessed					
	52,081,621		1,384,462		53,466,083

Fund NO.	Description	Prior Year Allocation	Prior Year Factor	Adjusted Prior Year Allocation	Adjusted Prior Year Factor	Annual Tax Increment	Current Year Allocation
2014	UNIFIED SCH GEN VTA	248,701.99	.3600355934	248,701.99	.3600355934	7,560.67	256,262.66
2015	VTA COM COLLEGE GEN	39,574.28	.0572900459	39,574.28	.0572900459	1,203.08	40,777.36
2019	VTA COLLEGE CHILD CTR	204.66	.0002963011	204.66	.0002963011	6.22	210.88
4001	COUNTY GENERAL FUND	140,823.98	.2038650338	140,823.98	.2038650338	4,281.12	145,105.10
4002	E.R.A.F.	37,905.68	.0548744596	37,905.68	.0548744596	1,152.35	39,058.03
4004	E.R.A.F. 93-94 SHIFT	68,353.89	.0989530799	68,353.89	.0989530799	2,077.99	70,431.88
4005	VTA. CO. OFFICE EDUCATION	9,948.95	.0144027144	9,948.95	.0144027144	302.45	10,251.40
4401	* COUNTY LIBRARY	11,349.58	.0164302825	11,349.58	.0164302825	345.03	11,694.61
6100	* COUNTY FLOOD ZN ADM	1,783.58	.0025820079	1,783.58	.0025820079	54.22	1,837.80
6120	* COUNTY FLOOD ZN #2	17,576.18	.0254443508	17,576.18	.0254443508	534.33	18,110.51
7770	UNITED WTR CONS DIST	4,411.98	.0063870722	4,411.98	.0063870722	134.13	4,546.11
8080	CITY SAN BUENAVENTURA	110,135.81	.1594390585	110,135.81	.1594390585	3,348.19	113,484.00
TRA 05164	Totals:	690,770.56	1.0000000000	690,770.56	1.0000000000	20,999.78	711,770.34

*** Gross Assessed Valuation Information(Assessed valuations Minus Local Exemptions) ***

	Prior Year	Transfers	Current Year	AVI	A/V
Secured	68,322,907				70,422,885
Unsecured					
State Assessed					
	68,322,907		2,099,978		70,422,885

Fund NO.	Description	Prior Year Allocation	Prior Year Factor	Adjusted Prior Year Allocation	Adjusted Prior Year Factor	Annual Tax Increment	Current Year Allocation
1017	EL SCH GEN MESA		.2142339927		.2142339927		
2007	HI SCH GEN OXNARD		.1396124669		.1396124669		
2015	VTA COM COLLEGE GEN		.0567201077		.0567201077		
2019	VTA COLLEGE CHILD CTR		.0002930719		.0002930719		
4001	COUNTY GENERAL FUND		.2024423661		.2024423661		
4002	E.R.A.F.		.0498941090		.0498941090		
4004	E.R.A.F. 93-94 SHIFT		.0978099408		.0978099408		
4005	VTA. CO. OFFICE EDUCATION		.0045652275		.0045652275		
4401	* COUNTY LIBRARY		.0163007068		.0163007068		
6100	* COUNTY FLOOD ZN ADM		.0025563498		.0025563498		
6120	* COUNTY FLOOD ZN #2		.0251904658		.0251904658		
7770	UNITED WTR CONS DIST		.0087150832		.0087150832		
8080	CITY SAN BUENAVENTURA		.1816661118		.1816661118		
TRA 05165	Totals:		1.0000000000		1.0000000000		

Fund NO.	Description	Prior Year Allocation	Prior Year Factor	Adjusted Prior Year Allocation	Adjusted Prior Year Factor	Annual Tax Increment	Current Year Allocation
2014	UNIFIED SCH GEN VTA	375.47	.3392080745	375.47	.3392080745	19.31	394.78
2015	VTA COM COLLEGE GEN	59.72	.0539596273	59.72	.0539596273	3.07	62.79
2019	VTA COLLEGE CHILD CTR	.35	.0003105590	.35	.0003105590	.02	.37
4001	COUNTY GENERAL FUND	233.33	.2107839992	233.33	.2107839992	12.01	245.34
4002	E.R.A.F.	70.88	.0640281610	70.88	.0640281610	3.65	74.53
4004	E.R.A.F. 93-94 SHIFT	108.98	.0984472050	108.98	.0984472050	5.61	114.59
4005	VTA. CO. OFFICE EDUCATION	15.04	.0135869565	15.04	.0135869565	.77	15.81
4401	* COUNTY LIBRARY	17.09	.0154503106	17.09	.0154503106	.88	17.97
6100	* COUNTY FLOOD ZN ADM	2.65	.0024068323	2.65	.0024068323	.14	2.79
6110	* COUNTY FLOOD ZN #1	26.90	.0243012422	26.90	.0243012422	1.38	28.28
7580	VENTURA PORT	11.17	.0100931677	11.17	.0100931677	.57	11.74
8080	CITY SAN BUENAVENTURA	158.35	.1430449827	158.35	.1430449827	8.14	166.49
8604	CASITAS MUN WTR	26.98	.0243788820	26.98	.0243788820	1.39	28.37
TRA 05166	Totals:	1,106.91	1.0000000000	1,106.91	1.0000000000	56.94	1,163.85

*** Gross Assessed Valuation Information(Assessed valuations Minus Local Exemptions) ***

	Prior Year A/V	Transfers	Current Year AVI	A/V
Secured	284,713			290,407
Unsecured				
State Assessed				
	284,713		5,694	290,407

Fund NO.	Description	Prior Year Allocation	Prior Year Factor	Adjusted Prior Year Allocation	Adjusted Prior Year Factor	Annual Tax Increment	Current Year Allocation
2014	UNIFIED SCH GEN VTA	94,755.99	.3590713702	94,755.99	.3590713702	2,358.79	97,114.78
2015	VTA COM COLLEGE GEN	15,078.23	.0571379090	15,078.23	.0571379090	375.35	15,453.58
2019	VTA COLLEGE CHILD CTR	78.51	.0002975239	78.51	.0002975239	1.95	80.46
4001	COUNTY GENERAL FUND	48,299.65	.1830282088	48,299.65	.1830282088	1,202.34	49,501.99
4002	E.R.A.F.	14,529.96	.0550602201	14,529.96	.0550602201	361.70	14,891.66
4004	E.R.A.F. 93-94 SHIFT	26,247.15	.0994617926	26,247.15	.0994617926	653.38	26,900.53
4005	VTA. CO. OFFICE EDUCATION	3,790.93	.0143655192	3,790.93	.0143655192	94.37	3,885.30
4401	* COUNTY LIBRARY	4,324.15	.0163860173	4,324.15	.0163860173	107.64	4,431.79
6100	* COUNTY FLOOD ZN ADM	679.70	.0025755799	679.70	.0025755799	16.92	696.62
6120	* COUNTY FLOOD ZN #2	6,695.96	.0253739032	6,695.96	.0253739032	166.68	6,862.64
7770	UNITED WTR CONS DIST	1,682.77	.0063767807	1,682.77	.0063767807	41.89	1,724.66
8080	CITY SAN BUENAVENTURA	47,728.83	.1808651751	47,728.83	.1808651751	1,188.13	48,916.96
TRA 05167	Totals:	263,891.83	1.0000000000	263,891.83	1.0000000000	6,569.14	270,460.97

*** Gross Assessed Valuation Information(Assessed valuations Minus Local Exemptions) ***

	Prior Year	Transfers	Current Year
Secured	26,385,899		27,042,813
Unsecured			
State Assessed			
	26,385,899		27,042,813

Fund NO.	Description	Prior Year Allocation	Prior Year Factor	Adjusted Prior Year Allocation	Adjusted Prior Year Factor	Annual Tax Increment	Current Year Allocation
2014	UNIFIED SCH GEN VTA	7,479.44	.3600354653	7,479.44	.3600354653	114.66	7,594.10
2015	VTA COM COLLEGE GEN	1,190.17	.0572901302	1,190.17	.0572901302	18.25	1,208.42
2019	VTA COLLEGE CHILD CTR	6.14	.0002962157	6.14	.0002962157	.09	6.23
4001	COUNTY GENERAL FUND	3,781.70	.1820396312	3,781.70	.1820396312	57.98	3,839.68
4002	E.R.A.F.	1,143.01	.0550204825	1,143.01	.0550204825	17.52	1,160.53
4004	E.R.A.F. 93-94 SHIFT	2,055.98	.0989682828	2,055.98	.0989682828	31.52	2,087.50
4005	VTA. CO. OFFICE EDUCATION	299.22	.0144029339	299.22	.0144029339	4.59	303.81
4401	* COUNTY LIBRARY	341.31	.0164300971	341.31	.0164300971	5.23	346.54
6100	* COUNTY FLOOD ZN ADM	53.66	.0025821142	53.66	.0025821142	.82	54.48
6120	* COUNTY FLOOD ZN #2	528.58	.0254443235	528.58	.0254443235	8.10	536.68
7770	UNITED WTR CONS DIST	132.70	.0063873776	132.70	.0063873776	2.03	134.73
8080	CITY SAN BUENAVENTURA	3,762.28	.1811029460	3,762.28	.1811029460	57.68	3,819.96
TRA 05168	Totals:	20,774.19	1.0000000000	20,774.19	1.0000000000	318.47	21,092.66

*** Gross Assessed Valuation Information(Assessed valuations Minus Local Exemptions) ***

	Prior Year A/V	Transfers	Current Year AVI	A/V
Secured				
Unsecured	1,592,351			1,624,198
State Assessed				
	1,592,351		31,847	1,624,198

Fund NO.	Description	Prior Year Allocation	Prior Year Factor	Adjusted Prior Year Allocation	Adjusted Prior Year Factor	Annual Tax Increment	Current Year Allocation
2014	UNIFIED SCH GEN VTA	708,499.98	.3600355082	708,499.98	.3600355082	13,599.45	722,099.43
2015	VTA COM COLLEGE GEN	112,739.33	.0572902851	112,739.33	.0572902851	2,164.00	114,903.33
2019	VTA COLLEGE CHILD CTR	582.84	.0002961844	582.84	.0002961844	11.19	594.03
4001	COUNTY GENERAL FUND	360,428.29	.1831573423	360,428.29	.1831573423	6,918.30	367,346.59
4002	E.R.A.F.	101,031.00	.0513405058	101,031.00	.0513405058	1,939.26	102,970.26
4004	E.R.A.F. 93-94 SHIFT	199,702.12	.1014818079	199,702.12	.1014818079	3,833.22	203,535.34
4005	VTA. CO. OFFICE EDUCATION	28,343.13	.0144030109	28,343.13	.0144030109	544.04	28,887.17
4401	* COUNTY LIBRARY	32,331.10	.0164295641	32,331.10	.0164295641	620.59	32,951.69
6100	* COUNTY FLOOD ZN ADM	5,080.96	.0025819821	5,080.96	.0025819821	97.53	5,178.49
6120	* COUNTY FLOOD ZN #2	50,070.71	.0254442213	50,070.71	.0254442213	961.09	51,031.80
7770	UNITED WTR CONS DIST	12,596.99	.0064013628	12,596.99	.0064013628	241.80	12,838.79
8080	CITY SAN BUENAVENTURA	356,454.92	.1811382251	356,454.92	.1811382251	6,842.05	363,296.97
TRA 05169	Totals:	1,967,861.37	1.0000000000	1,967,861.37	1.0000000000	37,772.52	2,005,633.89

*** Gross Assessed Valuation Information(Assessed valuations Minus Local Exemptions) ***

	Prior Year	Transfers	Current Year	AVI	A/V
Secured	196,406,947				200,180,127
Unsecured	39,028				43,100
State Assessed					
	196,445,975		3,777,252		200,223,227

Fund NO.	Description	Prior Year Allocation	Prior Year Factor	Adjusted Prior Year Allocation	Adjusted Prior Year Factor	Annual Tax Increment	Current Year Allocation
1017	EL SCH GEN MESA	4,037.13	.2142337468	4,037.13	.2142337468	81.96	4,119.09
2007	HI SCH GEN OXNARD	2,630.92	.1396119832	2,630.92	.1396119832	53.41	2,684.33
2015	VTA COM COLLEGE GEN	1,068.85	.0567198873	1,068.85	.0567198873	21.70	1,090.55
2019	VTA COLLEGE CHILD CTR	5.52	.0002928545	5.52	.0002928545	.11	5.63
4001	COUNTY GENERAL FUND	3,403.02	.1805825252	3,403.02	.1805825252	69.10	3,472.12
4002	E.R.A.F.	1,027.31	.0545162615	1,027.31	.0545162615	20.86	1,048.17
4004	E.R.A.F. 93-94 SHIFT	1,849.80	.0981613434	1,849.80	.0981613434	37.55	1,887.35
4005	VTA. CO. OFFICE EDUCATION	493.68	.0261977186	493.68	.0261977186	10.02	503.70
4401	* COUNTY LIBRARY	306.51	.0162661771	306.51	.0162661771	6.22	312.73
6100	* COUNTY FLOOD ZN ADM	48.19	.0025560990	48.19	.0025560990	.98	49.17
6120	* COUNTY FLOOD ZN #2	474.70	.0251905850	474.70	.0251905850	9.64	484.34
7770	UNITED WTR CONS DIST	119.21	.0063254521	119.21	.0063254521	2.42	121.63
8080	CITY SAN BUENAVENTURA	3,379.68	.1793453663	3,379.68	.1793453663	68.61	3,448.29
TRA 05170	Totals:	18,844.52	1.0000000000	18,844.52	1.0000000000	382.58	19,227.10

*** Gross Assessed Valuation Information(Assessed valuations Minus Local Exemptions) ***

	Prior Year A/V	Transfers	Current Year AVI	A/V
Secured	1,913,019			1,951,277
Unsecured				
State Assessed				
	1,913,019		38,258	1,951,277

Fund NO.	Description	Prior Year Allocation	Prior Year Factor	Adjusted Prior Year Allocation	Adjusted Prior Year Factor	Annual Tax Increment	Current Year Allocation
2014	UNIFIED SCH GEN VTA	299,301.48	.3386394875	299,301.48	.3386394875	13,085.19	312,386.67
2015	VTA COM COLLEGE GEN	47,622.77	.0538819447	47,622.77	.0538819447	2,082.02	49,704.79
2019	VTA COLLEGE CHLD CTR	244.14	.0002762244	244.14	.0002762244	10.67	254.81
4001	COUNTY GENERAL FUND	158,691.61	.1795489712	158,691.61	.1795489712	6,937.87	165,629.48
4002	E.R.A.F.	56,991.80	.0644823824	56,991.80	.0644823824	2,491.63	59,483.43
4004	E.R.A.F. 93-94 SHIFT	87,714.55	.0992431122	87,714.55	.0992431122	3,834.80	91,549.35
4005	VTA. CO. OFFICE EDUCATION	11,709.06	.0132480180	11,709.06	.0132480180	511.91	12,220.97
4401	* COUNTY LIBRARY	13,671.67	.0154685642	13,671.67	.0154685642	597.71	14,269.38
6100	* COUNTY FLOOD ZN ADM	2,146.08	.0024281279	2,146.08	.0024281279	93.82	2,239.90
6110	* COUNTY FLOOD ZN #1	21,467.24	.0242887223	21,467.24	.0242887223	938.53	22,405.77
7580	VENTURA PORT	8,894.18	.0100631677	8,894.18	.0100631677	388.85	9,283.03
8080	CITY SAN BUENAVENTURA	153,836.54	.1740557182	153,836.54	.1740557182	6,725.60	160,562.14
8604	CASITAS MUN WTR	21,543.97	.0243755593	21,543.97	.0243755593	941.88	22,485.85
TRA 05171	Totals:	883,835.09	1.0000000000	883,835.09	1.0000000000	38,640.48	922,475.57

*** Gross Assessed Valuation Information(Assessed valuations Minus Local Exemptions) ***

	Prior Year A/V	Transfers	Current Year AVI	A/V
Secured	88,347,447			92,212,795
Unsecured	73,600			72,300
State Assessed				
	88,421,047		3,864,048	92,285,095

Fund NO.	Description	Prior Year Allocation	Prior Year Factor	Adjusted Prior Year Allocation	Adjusted Prior Year Factor	Annual Tax Increment	Current Year Allocation
2014	UNIFIED SCH GEN VTA	918,866.47	.3331345253	918,866.47	.3331345253	40,530.20	959,396.67
2015	VTA COM COLLEGE GEN	146,213.16	.0530095009	146,213.16	.0530095009	6,449.30	152,662.46
2019	VTA COLLEGE CHILD CTR	755.95	.0002740695	755.95	.0002740695	33.34	789.29
4001	COUNTY GENERAL FUND	538,624.60	.1952780358	538,624.60	.1952780358	23,758.16	562,382.76
4002	E.R.A.F.	177,193.95	.0642415672	177,193.95	.0642415672	7,815.83	185,009.78
4004	E.R.A.F. 93-94 SHIFT	293,597.45	.1064435842	293,597.45	.1064435842	12,950.26	306,547.71
4005	VTA. CO. OFFICE EDUCATION	36,771.75	.0133315800	36,771.75	.0133315800	1,621.96	38,393.71
4401	* COUNTY LIBRARY	41,956.43	.0152112885	41,956.43	.0152112885	1,850.65	43,807.08
6100	* COUNTY FLOOD ZN ADM	6,590.40	.0023893454	6,590.40	.0023893454	290.70	6,881.10
6110	* COUNTY FLOOD ZN #1	65,867.24	.0238801291	65,867.24	.0238801291	2,905.33	68,772.57
7580	VENTURA PORT	27,285.69	.0098924014	27,285.69	.0098924014	1,203.54	28,489.23
8080	CITY SAN BUENAVENTURA	438,427.20	.1589515338	438,427.20	.1589515338	19,338.55	457,765.75
8604	CASITAS MUN WTR	66,094.25	.0239624389	66,094.25	.0239624389	2,915.35	69,009.60
TRA 05172	Totals:	2,758,244.54	1.0000000000	2,758,244.54	1.0000000000	121,663.17	2,879,907.71

*** Gross Assessed Valuation Information(Assessed valuations Minus Local Exemptions) ***

	Prior Year A/V	Transfers	Current Year AVI	A/V
Secured	260,892,894		272,185,791	
Unsecured	14,273,966		15,147,386	
State Assessed				
	275,166,860		12,166,317	287,333,177

Fund NO.	Description	Prior Year Allocation	Prior Year Factor	Adjusted Prior Year Allocation	Adjusted Prior Year Factor	Annual Tax Increment	Current Year Allocation
2014	UNIFIED SCH GEN VTA	1,062,783.75	.3600473513	1,062,783.75	.3600473513	130,823.06	1,193,606.81
2015	VTA COM COLLEGE GEN	169,114.43	.0572921805	169,114.43	.0572921805	20,817.09	189,931.52
2019	VTA COLLEGE CHILD CTR	874.78	.0002963566	874.78	.0002963566	107.68	982.46
4001	COUNTY GENERAL FUND	537,337.72	.1820380027	537,337.72	.1820380027	66,143.43	603,481.15
4002	E.R.A.F.	122,411.25	.0414701917	122,411.25	.0414701917	15,068.18	137,479.43
4004	E.R.A.F. 93-94 SHIFT	305,803.68	.1035994377	305,803.68	.1035994377	37,642.81	343,446.49
4005	VTA. CO. OFFICE EDUCATION	42,517.31	.0144039163	42,517.31	.0144039163	5,233.66	47,750.97
4401	* COUNTY LIBRARY	48,498.85	.0164303213	48,498.85	.0164303213	5,969.95	54,468.80
6100	* COUNTY FLOOD ZN ADM	7,621.88	.0025821249	7,621.88	.0025821249	938.21	8,560.09
6120	* COUNTY FLOOD ZN #2	75,106.30	.0254443294	75,106.30	.0254443294	9,245.19	84,351.49
7770	UNITED WTR CONS DIST	18,854.54	.0063874914	18,854.54	.0063874914	2,320.89	21,175.43
8080	CITY SAN BUENAVENTURA	560,864.37	.1900082962	560,864.37	.1900082962	69,039.44	629,903.81
TRA 05173	Totals:	2,951,788.86	1.0000000000	2,951,788.86	1.0000000000	363,349.59	3,315,138.45

*** Gross Assessed Valuation Information(Assessed valuations Minus Local Exemptions) ***

	Prior Year	Transfers	Current Year	AVI	A/V
Secured	295,217,042				331,643,911
Unsecured	180,410				88,500
State Assessed					
	295,397,452		36,334,959		331,732,411

Fund NO.	Description	Prior Year Allocation	Prior Year Factor	Adjusted Prior Year Allocation	Adjusted Prior Year Factor	Annual Tax Increment	Current Year Allocation
2014	UNIFIED SCH GEN VTA	159,605.48	.3600349784	159,605.48	.3600349784	3,275.44	162,880.92
2015	VTA COM COLLEGE GEN	25,396.98	.0572899827	25,396.98	.0572899827	521.20	25,918.18
2019	VTA COLLEGE CHILD CTR	131.13	.0002957732	131.13	.0002957732	2.69	133.82
4001	COUNTY GENERAL FUND	80,700.49	.1820427892	80,700.49	.1820427892	1,656.14	82,356.63
4002	E.R.A.F.	18,384.20	.0414707093	18,384.20	.0414707093	377.28	18,761.48
4004	E.R.A.F. 93-94 SHIFT	45,926.69	.1036005335	45,926.69	.1036005335	942.51	46,869.20
4005	VTA. CO. OFFICE EDUCATION	6,384.87	.0144028688	6,384.87	.0144028688	131.03	6,515.90
4401	* COUNTY LIBRARY	7,283.57	.0164301093	7,283.57	.0164301093	149.47	7,433.04
6100	* COUNTY FLOOD ZN ADM	1,144.65	.0025820449	1,144.65	.0025820449	23.49	1,168.14
6120	* COUNTY FLOOD ZN #2	11,279.40	.0254438435	11,279.40	.0254438435	231.48	11,510.88
7770	UNITED WTR CONS DIST	2,831.67	.0063875988	2,831.67	.0063875988	58.11	2,889.78
8080	CITY SAN BUENAVENTURA	84,236.38	.1900187684	84,236.38	.1900187684	1,728.71	85,965.09
TRA 05174	Totals:	443,305.51	1.0000000000	443,305.51	1.0000000000	9,097.55	452,403.06

*** Gross Assessed Valuation Information(Assessed valuations Minus Local Exemptions) ***

	Prior Year	Transfers	Current Year	AVI	A/V
Secured	44,053,071				44,975,326
Unsecured	81,800				69,300
State Assessed					
	44,134,871		909,755		45,044,626

Fund NO.	Description	Prior Year Allocation	Prior Year Factor	Adjusted Prior Year Allocation	Adjusted Prior Year Factor	Annual Tax Increment	Current Year Allocation
1017	EL SCH GEN MESA		.2142339927		.2142339927		
2007	HI SCH GEN OXNARD		.1396124669		.1396124669		
2015	VTA COM COLLEGE GEN		.0567201077		.0567201077		
2019	VTA COLLEGE CHILD CTR		.0002930719		.0002930719		
4001	COUNTY GENERAL FUND		.3645008001		.3645008001		
4002	E.R.A.F.		.0410920777		.0410920777		
4004	E.R.A.F. 93-94 SHIFT		.1027483992		.1027483992		
4005	VTA. CO. OFFICE EDUCATION		.0261975893		.0261975893		
4401	* COUNTY LIBRARY		.0162666265		.0162666265		
6100	* COUNTY FLOOD ZN ADM		.0025563498		.0025563498		
6120	* COUNTY FLOOD ZN #2		.0251904658		.0251904658		
7770	UNITED WTR CONS DIST		.0063254566		.0063254566		
8080	CITY SAN BUENAVENTURA		.0042625958		.0042625958		
TRA 05175 Totals:			1.0000000000		1.0000000000		

No Taxable Parcels Within TRA=05175

Fund NO.	Description	Prior Year Allocation	Prior Year Factor	Adjusted Prior Year Allocation	Adjusted Prior Year Factor	Annual Tax Increment	Current Year Allocation
2014	UNIFIED SCH GEN VTA	1,725.18	.3600370463	1,725.18	.3600370463	34.19	1,759.37
2015	VTA COM COLLEGE GEN	274.49	.0572899661	274.49	.0572899661	5.44	279.93
2019	VTA COLLEGE CHILD CTR	1.43	.0002951149	1.43	.0002951149	.03	1.46
4001	COUNTY GENERAL FUND	872.27	.1820389971	872.27	.1820389971	17.27	889.54
4002	E.R.A.F.	198.71	.0414699234	198.71	.0414699234	3.94	202.65
4004	E.R.A.F. 93-94 SHIFT	496.42	.1036010298	496.42	.1036010298	9.84	506.26
4005	VTA. CO. OFFICE EDUCATION	69.03	.0144041191	69.03	.0144041191	1.37	70.40
4401	* COUNTY LIBRARY	78.72	.0164291096	78.72	.0164291096	1.56	80.28
6100	* COUNTY FLOOD ZN ADM	12.37	.0025838252	12.37	.0025838252	.25	12.62
6120	* COUNTY FLOOD ZN #2	121.94	.0254458119	121.94	.0254458119	2.42	124.36
7770	UNITED WTR CONS DIST	30.62	.0063889238	30.62	.0063889238	.61	31.23
8080	CITY SAN BUENAVENTURA	910.50	.1900161328	910.50	.1900161328	18.04	928.54
TRA 05176	Totals:	4,791.68	1.0000000000	4,791.68	1.0000000000	94.96	4,886.64

*** Gross Assessed Valuation Information(Assessed valuations Minus Local Exemptions) ***

	Prior Year	Transfers	Current Year	AVI	A/V
Secured	474,879				484,375
Unsecured					
State Assessed					
	474,879		9,496		484,375

Fund NO.	Description	Prior Year Allocation	Prior Year Factor	Adjusted Prior Year Allocation	Adjusted Prior Year Factor	Annual Tax Increment	Current Year Allocation
2014	UNIFIED SCH GEN VTA	150,656.65	.3600355250	151,780.02	.3236086371	96,724.61	248,504.63
	Net Transfers:	1,123.37					
2015	VTA COM COLLEGE GEN	23,973.04	.0572901362	24,151.79	.0514937858	15,391.17	39,542.96
	Net Transfers:	178.75					
2019	VTA COLLEGE CHILD CTR	123.93	.0002961635	124.85	.0002661914	79.56	204.41
	Net Transfers:	.92					
4001	COUNTY GENERAL FUND	153,886.30	.3677537114	154,561.59	.3295391942	98,497.22	253,058.81
	Net Transfers:	675.29					
4002	E.R.A.F.	17,353.56	.0414710754	17,484.20	.0372778850	11,142.13	28,626.33
	Net Transfers:	130.64					
4004	E.R.A.F. 93-94 SHIFT	43,351.74	.1036008945	43,681.18	.0931321997	27,836.63	71,517.81
	Net Transfers:	329.44					
4005	VTA. CO. OFFICE EDUCATION	6,026.92	.0144029727	6,071.86	.0129457510	3,869.40	9,941.26
	Net Transfers:	44.94					
4401	* COUNTY LIBRARY	6,875.19	.0164301737	6,926.45	.0147678136	4,414.01	11,340.46
	Net Transfers:	51.26					
6100	* COUNTY FLOOD ZN ADM	1,080.46	.0025820518	1,088.52	.0023208224	693.68	1,782.20
	Net Transfers:	8.06					
6120	* COUNTY FLOOD ZN #2	10,647.15	.0254442788	10,726.54	.0228699468	6,835.68	17,562.22
	Net Transfers:	79.39					
7770	UNITED WTR CONS DIST	2,672.82	.0063874161	2,692.83	.0057413555	1,716.06	4,408.89
	Net Transfers:	20.01					
8080	CITY SAN BUENAVENTURA	1,801.66	.0043056009	49,733.56	.1060364175	31,693.62	81,427.18
	Negotiated Revenue:	47,931.90					
TRA 05177	Totals:	418,449.42	1.0000000000	469,023.39	1.0000000000	298,893.77	767,917.16

*** Gross Assessed Valuation Information(Assessed valuations Minus Local Exemptions) ***

	Prior Year A/V	Transfers	Current Year AVI	A/V
Secured	41,844,859	344,953		72,079,189
Unsecured				
State Assessed				
	41,844,859	344,953	29,889,377	72,079,189

See Next Page For TRA Transfers

No Transfer Out

Transfer In:	TRA From	Adj Pcnt	Transfer Rev
	91018	.0078209741	3,120.17

			3,120.17

*=====> Net Impact On TRA: 3,120.17

Fund NO.	Description	Prior Year Allocation	Prior Year Factor	Adjusted Prior Year Allocation	Adjusted Prior Year Factor	Annual Tax Increment	Current Year Allocation
1017	EL SCH GEN MESA	.07	.2142339927	.07	.2142339927		.07
2007	HI SCH GEN OXNARD	.05	.1396124669	.05	.1396124669		.05
2015	VTA COM COLLEGE GEN	.02	.0567201077	.02	.0567201077		.02
2019	VTA COLLEGE CHILD CTR		.0002930719		.0002930719		
4001	COUNTY GENERAL FUND	.10	.3645008001	.10	.3645008001		.10
4002	E.R.A.F.	.03	.0410920777	.03	.0410920777		.03
4004	E.R.A.F. 93-94 SHIFT	.04	.1027483992	.04	.1027483992		.04
4005	VTA. CO. OFFICE EDUCATION	.01	.0261975893	.01	.0261975893		.01
4401	* COUNTY LIBRARY	.01	.0162666265	.01	.0162666265		.01
6100	* COUNTY FLOOD ZN ADM		.0025563498		.0025563498		
6120	* COUNTY FLOOD ZN #2		.0251904658		.0251904658		
7770	UNITED WTR CONS DIST	.01	.0063254566	.01	.0063254566		.01
8080	CITY SAN BUENAVENTURA		.0042625958		.0042625958		
TRA 05178	Totals:	.34	1.0000000000	.34	1.0000000000		.34

Fund NO.	Description	Prior Year Allocation	Prior Year Factor	Adjusted Prior Year Allocation	Adjusted Prior Year Factor	Annual Tax Increment	Current Year Allocation
2014	UNIFIED SCH GEN VTA	334,223.19	.3600364063	334,223.19	.3600364063	11,231.45	345,454.64
2015	VTA COM COLLEGE GEN	53,183.50	.0572910656	53,183.50	.0572910656	1,787.21	54,970.71
2019	VTA COLLEGE CHILD CTR	275.01	.0002962469	275.01	.0002962469	9.24	284.25
4001	COUNTY GENERAL FUND	171,563.73	.1848140722	171,563.73	.1848140722	5,765.35	177,329.08
4002	E.R.A.F.	38,497.71	.0414710029	38,497.71	.0414710029	1,293.70	39,791.41
4004	E.R.A.F. 93-94 SHIFT	96,171.89	.1035995788	96,171.89	.1035995788	3,231.82	99,403.71
4005	VTA. CO. OFFICE EDUCATION	13,371.51	.0144042641	13,371.51	.0144042641	449.35	13,820.86
4401	* COUNTY LIBRARY	15,252.37	.0164304028	15,252.37	.0164304028	512.55	15,764.92
6100	* COUNTY FLOOD ZN ADM	2,396.62	.0025817505	2,396.62	.0025817505	80.54	2,477.16
6120	* COUNTY FLOOD ZN #2	23,619.72	.0254439243	23,619.72	.0254439243	793.73	24,413.45
7770	UNITED WTR CONS DIST	5,929.76	.0063877504	5,929.76	.0063877504	199.27	6,129.03
8080	CITY SAN BUENAVENTURA	173,818.89	.1872435352	173,818.89	.1872435352	5,841.12	179,660.01
TRA 05179	Totals:	928,303.90	1.0000000000	928,303.90	1.0000000000	31,195.33	959,499.23

*** Gross Assessed Valuation Information(Assessed valuations Minus Local Exemptions) ***

	Prior Year	Transfers	Current Year	AVI	A/V
Secured	92,738,506				95,885,239
Unsecured	74,600				47,400
State Assessed					
	92,813,106		3,119,533		95,932,639

Fund NO.	Description	Prior Year Allocation	Prior Year Factor	Adjusted Prior Year Allocation	Adjusted Prior Year Factor	Annual Tax Increment	Current Year Allocation
2014	UNIFIED SCH GEN VTA	3,578.86	.3134868266	3,578.86	.3134868266	83.29	3,662.15
2015	VTA COM COLLEGE GEN	569.47	.0498825715	569.47	.0498825715	13.25	582.72
2019	VTA COLLEGE CHILD CTR	2.91	.0002544890	2.91	.0002544890	.07	2.98
4001	COUNTY GENERAL FUND	1,847.39	.1618213777	1,847.39	.1618213777	42.99	1,890.38
4002	E.R.A.F.	647.68	.0567328702	647.68	.0567328702	15.07	662.75
4004	E.R.A.F. 93-94 SHIFT	979.87	.0858309611	979.87	.0858309611	22.80	1,002.67
4005	VTA. CO. OFFICE EDUCATION	143.41	.0125617590	143.41	.0125617590	3.34	146.75
4401	* COUNTY LIBRARY	163.47	.0143186420	163.47	.0143186420	3.80	167.27
6100	* COUNTY FLOOD ZN ADM	25.75	.0022549544	25.75	.0022549544	.60	26.35
6120	* COUNTY FLOOD ZN #2	253.03	.0221641745	253.03	.0221641745	5.89	258.92
7560	MONTALVO COMM SERV DIST	1,158.69	.1014938505	1,158.69	.1014938505	26.97	1,185.66
7770	UNITED WTR CONS DIST	72.86	.0063822207	72.86	.0063822207	1.70	74.56
8080	CITY SAN BUENAVENTURA	1,972.91	.1728153028	1,972.91	.1728153028	45.92	2,018.83
TRA 05188	Totals:	11,416.30	1.0000000000	11,416.30	1.0000000000	265.69	11,681.99

*** Gross Assessed Valuation Information(Assessed valuations Minus Local Exemptions) ***

	Prior Year A/V	Transfers	Current Year AVI	A/V
Secured	1,328,693			1,355,262
Unsecured				
State Assessed				
	1,328,693		26,569	1,355,262

Fund NO.	Description	Prior Year Allocation	Prior Year Factor	Adjusted Prior Year Allocation	Adjusted Prior Year Factor	Annual Tax Increment	Current Year Allocation
2014	UNIFIED SCH GEN VTA	225,022.41	.3092148145	225,022.41	.3092148145	11,971.46	236,993.87
2015	VTA COM COLLEGE GEN	35,806.53	.0492035922	35,806.53	.0492035922	1,904.95	37,711.48
2019	VTA COLLEGE CHILD CTR	185.12	.0002543877	185.12	.0002543877	9.85	194.97
4001	COUNTY GENERAL FUND	116,069.27	.1594967136	116,069.27	.1594967136	6,175.01	122,244.28
4002	E.R.A.F.	41,622.28	.0571953026	41,622.28	.0571953026	2,214.35	43,836.63
4004	E.R.A.F. 93-94 SHIFT	62,019.06	.0852235646	62,019.06	.0852235646	3,299.49	65,318.55
4005	VTA. CO. OFFICE EDUCATION	9,002.61	.0123709491	9,002.61	.0123709491	478.95	9,481.56
4401	* COUNTY LIBRARY	10,280.25	.0141266218	10,280.25	.0141266218	546.92	10,827.17
6100	* COUNTY FLOOD ZN ADM	1,613.81	.0022176254	1,613.81	.0022176254	85.86	1,699.67
6120	* COUNTY FLOOD ZN #2	15,902.61	.0218525870	15,902.61	.0218525870	846.04	16,748.65
7560	MONTALVO COMM SERV DIST	72,879.15	.1001469768	72,879.15	.1001469768	3,877.26	76,756.41
7770	UNITED WTR CONS DIST	4,643.68	.0063811149	4,643.68	.0063811149	247.05	4,890.73
8080	CITY SAN BUENAVENTURA	132,675.17	.1823157498	132,675.17	.1823157498	7,058.48	139,733.65
TRA 05189	Totals:	727,721.95	1.0000000000	727,721.95	1.0000000000	38,715.67	766,437.62

*** Gross Assessed Valuation Information(Assessed valuations Minus Local Exemptions) ***

	Prior Year A/V	Transfers	Current Year AVI	A/V
Secured	73,146,495			76,997,232
Unsecured	471,130			491,960
State Assessed				
	73,617,625		3,871,567	77,489,192

Fund NO.	Description	Prior Year Allocation	Prior Year Factor	Adjusted Prior Year Allocation	Adjusted Prior Year Factor	Annual Tax Increment	Current Year Allocation
2014	UNIFIED SCH GEN VTA	1,283.43	.3600373704	1,283.43	.3600373704	27.87	1,311.30
2015	VTA COM COLLEGE GEN	204.22	.0572898928	204.22	.0572898928	4.44	208.66
2019	VTA COLLEGE CHILD CTR	1.05	.0002968388	1.05	.0002968388	.02	1.07
4001	COUNTY GENERAL FUND	662.53	.1858429754	662.53	.1858429754	14.38	676.91
4002	E.R.A.F.	148.55	.0416730461	148.55	.0416730461	3.23	151.78
4004	E.R.A.F. 93-94 SHIFT	358.69	.1006221117	358.69	.1006221117	7.79	366.48
4005	VTA. CO. OFFICE EDUCATION	51.33	.0144044945	51.33	.0144044945	1.12	52.45
4401	* COUNTY LIBRARY	58.57	.0164292477	58.57	.0164292477	1.27	59.84
6100	* COUNTY FLOOD ZN ADM	9.20	.0025809354	9.20	.0025809354	.20	9.40
6120	* COUNTY FLOOD ZN #2	90.69	.0254437740	90.69	.0254437740	1.97	92.66
7770	UNITED WTR CONS DIST	22.82	.0063992201	22.82	.0063992201	.50	23.32
8080	CITY SAN BUENAVENTURA	673.65	.1889800931	673.65	.1889800931	14.63	688.28
TRA 05190	Totals:	3,564.73	1.0000000000	3,564.73	1.0000000000	77.42	3,642.15








*** Gross Assessed Valuation Information(Assessed valuations Minus Local Exemptions) ***

	Prior Year	Transfers	Current Year
Secured	A/V 387,146		AVI 394,888
Unsecured			
State Assessed			
	387,146		7,742
			394,888

Fund NO.	Description	Prior Year Allocation	Prior Year Factor	Adjusted Prior Year Allocation	Adjusted Prior Year Factor	Annual Tax Increment	Current Year Allocation
2014	UNIFIED SCH GEN VTA		.3388123979		.3388123979		
2015	VTA COM COLLEGE GEN		.0539126194		.0539126194		
2019	VTA COLLEGE CHILD CTR		.0002785851		.0002785851		
4001	COUNTY GENERAL FUND		.1807386669		.1807386669		
4002	E.R.A.F.		.0629510965		.0629510965		
4004	E.R.A.F. 93-94 SHIFT		.0990605162		.0990605162		
4005	VTA. CO. OFFICE EDUCATION		.0041389782		.0041389782		
4401	* COUNTY LIBRARY		.0155021673		.0155021673		
6100	* COUNTY FLOOD ZN ADM		.0024301274		.0024301274		
6110	* COUNTY FLOOD ZN #1		.0242902871		.0242902871		
7580	VENTURA PORT		.0100648132		.0100648132		
8080	CITY SAN BUENAVENTURA		.1834431906		.1834431906		
8604	CASITAS MUN WTR		.0243765542		.0243765542		
TRA 05997 Totals:			1.0000000000		1.0000000000		

Fund NO.	Description	Prior Year Allocation	Prior Year Factor	Adjusted Prior Year Allocation	Adjusted Prior Year Factor	Annual Tax Increment	Current Year Allocation
2014	UNIFIED SCH GEN VTA		.3271364120		.3271364120		
2015	VTA COM COLLEGE GEN		.0520548592		.0520548592		
2019	VTA COLLEGE CHILD CTR		.0002691027		.0002691027		
4001	COUNTY GENERAL FUND		.2008985946		.2008985946		
4002	E.R.A.F.		.0632210399		.0632210399		
4004	E.R.A.F. 93-94 SHIFT		.1065390046		.1065390046		
4005	VTA. CO. OFFICE EDUCATION		.0041899346		.0041899346		
4401	* COUNTY LIBRARY		.0149694301		.0149694301		
6100	* COUNTY FLOOD ZN ADM		.0023463425		.0023463425		
6110	* COUNTY FLOOD ZN #1		.0234533934		.0234533934		
7580	VENTURA PORT		.0097178063		.0097178063		
8080	CITY SAN BUENAVENTURA		.1716674600		.1716674600		
8604	CASITAS MUN WTR		.0235366201		.0235366201		
TRA 05998	Totals:		1.0000000000		1.0000000000		

Fund NO.	Description	Prior Year Allocation	Prior Year Factor	Adjusted Prior Year Allocation	Adjusted Prior Year Factor	Annual Tax Increment	Current Year Allocation
2014	UNIFIED SCH GEN VTA	4.91	.3332461760	4.91	.3332461760		4.91
2015	VTA COM COLLEGE GEN	.79	.0529480978	.79	.0529480978		.79
2019	VTA COLLEGE CHILD CTR	.01	.0001307360	.01	.0001307360		.01
4001	COUNTY GENERAL FUND	2.93	.1971303697	2.93	.1971303697		2.93
4002	E.R.A.F.	.94	.0642375488	.94	.0642375488		.94
4004	E.R.A.F. 93-94 SHIFT	1.56	.1073608170	1.56	.1073608170		1.56
4005	VTA. CO. OFFICE EDUCATION	.16	.0112731283	.16	.0112731283		.16
4401	* COUNTY LIBRARY	.23	.0149458214	.23	.0149458214		.23
6100	* COUNTY FLOOD ZN ADM	.02	.0019927762	.02	.0019927762		.02
6110	* COUNTY FLOOD ZN #1	.36	.0237887657	.36	.0237887657		.36
7580	VENTURA PORT	.14	.0098052033	.14	.0098052033		.14
8080	CITY SAN BUENAVENTURA	2.34	.1591026971	2.34	.1591026971		2.34
8604	CASITAS MUN WTR	.35	.0240378627	.35	.0240378627		.35
TRA 05999	Totals:	14.74	1.0000000000	14.74	1.0000000000		14.74



Fund NO.	Description	Prior Year Allocation	Prior Year Factor	Adjusted Prior Year Allocation	Adjusted Prior Year Factor	Annual Tax Increment	Current Year Allocation
1017	EL SCH GEN MESA	4,911.18	.0000313848	4,911.18	.0000305478	98.00	5,009.18
1031	EL SCH GEN OXNARD	3,575.74	.0000227327	3,575.74	.0000222413	76.64	3,652.38
1037	EL SCH GEN RIO	361.86	.0000023184	361.86	.0000022508	4.79	366.65
2007	HI SCH GEN OXNARD	5,970.26	.0000380739	5,970.26	.0000371353	121.15	6,091.41
2014	UNIFIED SCH GEN VTA Net Transfers:	55,095,014.92 1,123.37	.3428001823	55,096,138.29	.3427004539	3,675,531.44	58,771,669.73
2015	VTA COM COLLEGE GEN Net Transfers:	8,769,266.95 178.75	.0545628460	8,769,445.70	.0545463460	584,901.67	9,354,347.37
2019	VTA COLLEGE CHILD CTR Net Transfers:	45,267.80 .92	.0002819387	45,268.72	.0002815735	3,011.42	48,280.14
4001	COUNTY GENERAL FUND Net Transfers:	31,532,838.57 675.29	.1960295338	31,533,513.86	.1961398720	2,139,037.68	33,672,551.54
4002	E.R.A.F. Net Transfers:	9,074,144.75 130.64	.0564760174	9,074,275.39	.0564424003	603,157.84	9,677,433.23
4004	E.R.A.F. 93-94 SHIFT Net Transfers:	16,939,320.05 329.44	.1054760731	16,939,649.49	.1053653804	1,137,726.18	18,077,375.67
4005	VTA. CO. OFFICE EDUCATION Net Transfers:	2,202,189.16 44.94	.0137031440	2,202,234.10	.0136979950	146,769.20	2,349,003.30
4401	* COUNTY LIBRARY Net Transfers:	2,512,160.96 51.26	.0156264755	2,512,212.22	.0156260728	168,021.04	2,680,233.26
6100	* COUNTY FLOOD ZN ADM Net Transfers:	395,454.56 8.06	.0024601962	395,462.62	.0024597953	26,388.44	421,851.06
6110	* COUNTY FLOOD ZN #1	923,261.18	.0056867787	923,261.18	.0057427260	60,006.41	983,267.59
6120	* COUNTY FLOOD ZN #2 Net Transfers:	2,987,209.21 79.39	.0186396747	2,987,288.60	.0185810692	200,908.54	3,188,197.14
7081	SATICOY SAN	1,184.61	.0000077153	1,184.61	.0000073683	24.27	1,208.88
7560	MONTALVO COMM SERV DIST	318,126.63	.0020029310	318,126.63	.0019787619	12,638.36	330,764.99
7580	VENTURA PORT	1,294,072.74	.0080701644	1,294,072.74	.0080491905	89,980.75	1,384,053.49
7770	UNITED WTR CONS DIST Net Transfers:	720,900.95 20.01	.0045046989	720,920.96	.0044841607	48,185.32	769,106.28

Fund NO.	Description	Prior Year Allocation	Prior Year Factor	Adjusted Prior Year Allocation	Adjusted Prior Year Factor	Annual Tax Increment	Current Year Allocation
8080	CITY SAN BUENAVENTURA Negotiated Revenue:	26,771,097.76 47,931.90	.1666708056	26,819,029.66	.1668155686	1,777,119.21	28,596,148.87
8604	CASITAS MUN WTR	1,123,639.86	.0069063146	1,123,639.86	.0069890904	73,668.40	1,197,308.26
Prime = 05 Totals:		160,719,969.70	1.0000000000	160,770,543.67	1.0000000000	10,747,376.75	171,517,920.42








*** Gross Assessed Valuation Information(Assessed valuations Minus Local Exemptions) ***

	Prior Year A/V	Transfers	Current Year AVI	A/V
Secured	15,515,381,782	344,953		16,531,389,200
Unsecured	558,718,837			617,982,514
State Assessed	445,983			257,516
	16,074,546,602	344,953	1,074,737,675	17,149,629,230

*** Transfer In ***

No Transfer Out	TRA To 05177	TRA From 91018	Adj Pcnt .0078209741	Transfer Rev 3,120.17
				3,120.17

*=====> Net Impact On Prime: 3,120.17



Fund NO.	Description	Prior Year Allocation	Prior Year Factor	Adjusted Prior Year Allocation	Annual Tax Increment	Current Year Allocation	Apportionment Rate
1002	SB CO SCHOOLS SP ED	7,932.11	.0000058944	7,932.11	49.13-	7,882.98	.0000055975
1005	EL SCH GEN BRIGGS	947,572.50	.0007041503	947,572.50	32,510.22	980,082.72	.0006959360
1015	EL SCH GEN PT HUE	8,407,284.56	.0062475342	8,407,284.56	459,124.25	8,866,408.81	.0062958492
1017	EL SCH GEN MESA	2,456,561.14	.0018254943	2,456,561.14	79,082.92	2,535,644.06	.0018005072
1025	EL SCH GEN MUPU	133,048.98	.0000988700	133,048.98	12,082.06	145,131.04	.0001030545
1029	EL SCH GEN OCN VIEW	3,785,234.11	.0028128439	3,785,234.11	102,852.13	3,888,086.24	.0027608477
1031	EL SCH GEN OXNARD	25,768,151.95	.0191485620	25,768,151.95	1,202,190.82	26,970,342.77	.0191510694
1035	EL SCH GEN PL VLY Negotiated Revenue:	25,543,328.76 684.17-	.0189814937	25,542,644.59	1,275,360.87	26,818,005.46	.0190428979
1037	EL SCH GEN RIO	11,493,191.38	.0085407013	11,493,191.38	518,179.19	12,011,370.57	.0085290200
1043	EL SCH GEN ST CLARA	183,352.48	.0001362510	183,352.48	9,019.27	192,371.75	.0001365991
1045	EL SCH GEN ST PAULA	3,990,540.89	.0029654094	3,990,540.89	197,568.74	4,188,109.63	.0029738880
1051	EL SCH GEN SOMIS Negotiated Revenue:	1,763,856.47 684.17	.0013107387	1,764,540.64	88,149.68	1,852,690.32	.0013155562
1105	UNI SCH CUYAMA JT	210,900.36	.0001567221	210,900.36	1,306.23-	209,594.13	.0001488284
1108	ALLAN HANCOCK COLLEGE	28,910.31	.0000214835	28,910.31	179.06-	28,731.25	.0000204015
2001	UNI SCH GEN CONEJO VLY	113,350,182.73	.0842316130	113,350,182.73	4,710,187.28	118,060,370.01	.0838321694
2002	UNI SCH GEN FILLMORE	6,825,066.05	.0050717723	6,825,066.05	446,868.70	7,271,934.75	.0051636469
2004	UNIFIED SCH GEN OJAI	13,915,106.31	.0103404496	13,915,106.31	692,744.36	14,607,850.67	.0103727255
2007	HI SCH GEN OXNARD	57,684,565.88	.0428659567	57,684,565.88	2,718,232.60	60,402,798.48	.0428907485
2010	HI SCH GEN ST PAULA	3,928,242.02	.0029191145	3,928,242.02	187,196.21	4,115,438.23	.0029222856
2013	UNIFIED SCH GEN SIMI	58,636,346.35	.0435732340	58,636,346.35	2,531,310.08	61,167,656.43	.0434338579
2014	UNIFIED SCH GEN VTA	63,568,366.50	.0472382657	63,568,366.50	3,899,012.04	67,467,378.54	.0479071572
2015	VTA COM COLLEGE GEN	72,019,802.80	.0535186094	72,019,802.80	3,356,698.12	75,376,500.92	.0535232576
2019	VTA COLLEGE CHILD CTR	371,155.06	.0002758089	371,155.06	17,305.05	388,460.11	.0002758373
2020	UN SCH GEN OAK PARK	11,681,526.26	.0086806547	11,681,526.26	329,746.67	12,011,272.93	.0085289506

Fund NO.	Description	Prior Year Allocation	Prior Year Factor	Adjusted Prior Year Allocation	Annual Tax Increment	Current Year Allocation	Apportionment Rate
2021	UNIFIED SCH GEN MRPK	22,364,951.92	.0166196113	22,364,951.92	873,413.13	23,238,365.05	.0165010711
2022	UNI SCH LAS VIRGENES	2,819,134.77	.0020949262	2,819,134.77	55,673.49	2,874,808.26	.0020413405
2025	UNI SCH GEN EL TEJON	264,541.33	.0001965832	264,541.33	19,120.17	283,661.50	.0002014220
4001	COUNTY GENERAL FUND	268,194,295.75	.1992977652	268,143,192.59	12,517,503.00	280,660,695.59	.1839344916
	Negotiated Revenue:	51,103.16-					.0153567272-
	Prior Year Tea	18,216,332.79-	.0135367324-	20,764,031.46-	862,760.45-	21,626,791.91-	Included)
	Tea Transfer:	2,547,698.67-					
						B	
		247,379,161.13	.1857610328	247,379,161.13	11,654,742.55	259,033,903.68	
4002	E.R.A.F.	61,684,891.73	.0458386374	61,684,891.73	2,836,681.11	64,521,572.84	.0458154030
4003	CITY E.R.A.F. 92-93 SH	1,616,672.85	.0012013652	1,616,672.85	71,275.56	1,687,948.41	.0024049964
	Prior Year Tea	1,629,903.42	.0012111969	1,629,903.42	69,090.99	1,698,994.41	.0012064200
						B	
		3,246,576.27	.0024125621	3,246,576.27	140,366.55	3,386,942.82	
4004	E.R.A.F. 93-94 SHIFT	127,090,267.70	.0944420025	127,090,267.71	5,818,350.72	132,908,618.43	.0943755963
	Negotiated Revenue:	.01					
4005	VTA. CO. OFFICE EDUCATION	23,969,986.02	.0178123276	23,969,986.02	1,115,549.60	25,085,535.62	.0178127078
4401	* COUNTY LIBRARY	6,585,640.96	.0048938533	6,585,548.76	347,864.03	6,933,412.79	.0049232696
	Negotiated Revenue:	92.20-					
6001	* FIRE PROTECTION DIST	143,004,960.21	.1062683639	146,589,873.67	6,369,666.09	152,959,539.76	.1086133311
	Negotiated Revenue:	3,584,913.46					
6100	* COUNTY FLOOD ZN ADM	3,274,159.57	.0024330595	3,274,163.35	152,211.06	3,426,374.41	.0024329959
	Negotiated Revenue:	3.78					
6110	* COUNTY FLOOD ZN #1	2,313,508.00	.0017191901	2,313,363.16	114,013.97	2,427,377.13	.0017236291
	Negotiated Revenue:	144.84-					
6120	* COUNTY FLOOD ZN #2	10,439,997.60	.0077580628	10,440,002.78	564,433.96	11,004,436.74	.0078140176
	Negotiated Revenue:	5.18					
6130	* COUNTY FLOOD ZN #3	7,655,802.68	.0056891007	7,655,884.48	335,791.38	7,991,675.86	.0056747198
	Negotiated Revenue:	81.80					
6136	* FLD ZN #3 SP ZN SIMI	8,423.76	.0000062598	8,423.76	397.61	8,821.37	.0000062639
6140	* COUNTY FLOOD ZN #4	187,016.42	.0001389737	187,016.42	6,457.70	193,474.12	.0001373819

Fund NO.	Description	Prior Year Allocation	Prior Year Factor	Adjusted Prior Year Allocation	Annual Tax Increment	Current Year Allocation	Apportionment Rate
6753	* CO SERV AREA 3 CHAFE	8,448.91	.0000062785	8,448.91	163.89	8,612.80	.0000061158
6754	* CO SERV AREA 4 TRIUN	767,674.61	.0005704664	767,674.61	21,843.36	789,517.97	.0005606200
6764	* CO SER AREA 14 LIGHT	423,841.64	.0003149608	423,841.64	19,652.56	443,494.20	.0003149158
6789	*CO SERVICE AREA	3,390.78	.0000025197	3,390.78	143.28	3,534.06	.0000025095
7059	OJAI VALLEY SAN DIST Negotiated Revenue:	835,051.84 2,540.84	.0006205351	837,592.68	41,502.67	879,095.35	.0006242270
7081	SATICOY SAN	33,892.00	.0000251855	33,892.00	1,855.67	35,747.67	.0000253837
7111	CONEJO REC & PK	17,113,299.16	.0127170575	17,113,299.16	705,600.38	17,818,899.54	.0126528233
7120	FILL-PIRU MEM Negotiated Revenue:	160,752.70 .01-	.0001194569	160,752.69	10,411.76	171,164.45	.0001215403
7135	PL VLY REC & PK	6,594,780.02	.0049006446	6,594,780.02	338,866.82	6,933,646.84	.0049234358
7141	SIMI REC & PK	12,890,629.04	.0095791506	12,890,629.04	533,815.17	13,424,444.21	.0095324136
7143	SIMI REC & PK SPEC ZN	206,836.09	.0001537019	206,836.09	5,575.49	212,411.58	.0001508290
7155	BARSDALE CEMETERY	52,506.22	.0000390179	52,506.22	3,164.10	55,670.32	.0000395303
7180	PIRU CEMETERY Negotiated Revenue:	7,084.11 .01-	.0000052643	7,084.10	598.13	7,682.23	.0000054550
7190	SIMI PUBLIC CEMETERY	81,431.21	.0000605123	81,431.21	3,506.64	84,937.85	.0000603126
7230	HIDDEN VLY MUN WATER	8,301.40	.0000061689	8,301.40	202.80	8,504.20	.0000060387
7350	MEINERS OAKS CO WTR	162,073.46	.0001204383	162,073.46	7,649.56	169,723.02	.0001205167
7365	CHANNEL ISLAND COM SER	74,595.49	.0000554326	74,595.49	3,827.14	78,422.63	.0000556862
7370	PL VLY CO WTR	309,578.56	.0002300508	309,578.56	432.24-	309,146.32	.0002195183
7380	VTA RIV WTR DIST	39,479.52	.0000293376	39,479.52	1,513.35	40,992.87	.0000291082
7560	MONTALVO COMM SERV DIST	318,126.63	.0002364030	318,126.63	12,638.36	330,764.99	.0002348692
7580	VENTURA PORT	1,294,875.25	.0009622343	1,294,875.25	89,949.75	1,384,825.00	.0009833349
7586	BLANCHARD/SANTA PAULA LIBRARY	470,971.55	.0003499835	470,971.55	22,543.93	493,515.48	.0003504349

Fund NO.	Description	Prior Year Allocation	Prior Year Factor	Adjusted Prior Year Allocation	Annual Tax Increment	Current Year Allocation	Apportionment Rate
7735	OXNARD DRAIN #1	3,017.20	.0000022421	3,017.20	135.22-	2,881.98	.0000020464
7765	OJAI WATER CONS DIST	10,198.69	.0000075787	10,198.69	476.33	10,675.02	.0000075801
7770	UNITED WTR CONS DIST Negotiated Revenue:	2,766,814.47 1.35	.0020560465	2,766,815.82	144,936.09	2,911,751.91	.0020675734
7780	VTA CO RES CONS DIST	4,680.45	.0000034781	4,680.45	131.13	4,811.58	.0000034166
8000	CITY CAMARILLO	856,164.86	.0006362244	856,164.86	98,766.98	954,931.84	.0006780769
8001	CITY CAMARILLO - TEA	1,417,419.39	.0010532980	1,417,419.39	65,358.68	1,482,778.07	.0041880233
	Prior Year Tea	3,679,492.69	.0027342665	4,221,374.71	193,816.75	4,415,191.46	.0031351340
	Tea Transfer:	541,882.02					
						B	
		5,638,794.10	.0037875645	5,638,794.10	259,175.43	5,897,969.53	
8002	CAMARILLO VRSD	483,783.82	.0003595044	483,783.82	21,793.77	505,577.59	.0003589999
8010	CITY FILLMORE	2,387,332.10	.0017740495	2,387,332.10	152,861.10	2,540,193.20	.0018037374
8020	CITY OJAI	2,033,916.36	.0015114228	2,033,916.36	106,844.58	2,140,760.94	.0015201090
8031	CITY OXNARD DIST #1	36,160,765.96	.0268714136	36,160,765.96	1,603,778.12	37,764,544.08	.0268158033
8034	CITY OXNARD DIST #4 Negotiated Revenue:	98,225.81 57.58	.0000729925	98,283.39	26,094.07	124,377.46	.0000883178
8040	CITY PORT HUENEME	2,865,684.12	.0021295175	2,865,684.12	225,325.98	3,091,010.10	.0021948608
8050	CITY SANTA PAULA Negotiated Revenue:	4,538,208.46 3,585,184.67-	.0033723864	953,023.79	50,141.96	1,003,165.75	.0007123268
8060	CITY SIMI VALLEY Negotiated Revenue:	8,100,785.92 4,057.61	.0060197721	8,104,843.53	331,896.66	8,436,740.19	.0059907506
8061	CITY SIMI VALLEY - TEA	14,304.23	.0000106296	14,304.23	1,279.11	15,583.34	.0036409221
	Prior Year Tea	4,084,849.47	.0030354910	4,897,088.50	214,818.14	5,111,906.64	.0036298567
	Tea Transfer:	812,239.03					
						B	
		4,911,392.73	.0030461206	4,911,392.73	216,097.25	5,127,489.98	
8062	SIMI VALLEY CITY SAN	9,211,827.70	.0068453979	9,211,827.70	399,166.26	9,610,993.96	.0068245633
8063	SIMI VALLEY CITY SAN U	201,497.24	.0001497345	201,497.24	9,621.24	211,118.48	.0001499108
8064	SIMI VALLEY SPECIAL ZO	793,515.07	.0005896687	793,515.07	37,265.75	830,780.82	.0005899199

Fund NO.	Description	Prior Year Allocation	Prior Year Factor	Adjusted Prior Year Allocation	Annual Tax Increment	Current Year Allocation	Apportionment Rate
8070	CITY THOUSAND OAKS	7,105,971.63	.0052805160	7,105,971.63	312,269.29	7,418,240.92	.0052675358
8071	CITY THOUSAND OAKS - TEA	542.24-	.0000004029-	542.24-	403.15	139.09-	.0073852177
	Prior Year Tea	8,822,087.21	.0065557780	10,015,664.83	385,034.57	10,400,699.40	.0073853165
	Tea Transfer:	1,193,577.62					
						B	
		10,015,122.59	.0065553751	10,015,122.59	385,437.72	10,400,560.31	
8072	THOUSAND OAKS VRSD	1,235,227.05	.0009179091	1,235,227.05	50,976.83	1,286,203.88	.0009133061
8080	CITY SAN BUENAVENTURA	26,771,097.76	.0198938607	26,819,029.66	1,777,119.21	28,596,148.87	.0203055199
	Negotiated Revenue:	47,931.90					
8090	CITY OF MOORPARK	5,511,264.15	.0040954735	5,511,264.15	223,249.99	5,734,514.14	.0040719571
8095	MOORPARK VECTOR CONTRO	458,685.18	.0003408534	458,685.18	19,322.33	478,007.51	.0003394230
8501	CAMARILLO SAN M & O	1,293,621.78	.0009613028	1,293,621.78	76,411.23	1,370,033.01	.0009728314
8600	CALLEGUAS MUN WTR	9,113,976.22	.0067726835	9,111,053.00	408,337.61	9,519,390.61	.0067595177
	Negotiated Revenue:	2,923.22-					
8604	CASITAS MUN WTR	2,520,035.34	.0018726625	2,519,889.94	128,074.79	2,647,964.73	.0018802637
	Negotiated Revenue:	145.40-					
8650	CAMROSA CO WTR	640,659.75	.0004760804	640,659.75	27,619.14	668,278.89	.0004745307
8802	CAM LTE MAINT CTR ZN	729,498.23	.0005420972	729,498.23	32,568.52	762,066.75	.0005411275
8803	CAM LTE MAINT RES ZN	922,039.48	.0006851764	922,039.48	38,420.94	960,460.42	.0006820026
8804	CAM LTE MAINT MFG & IN	128,292.56	.0000953354	128,292.56	8,806.15	137,098.71	.0000973509
8805	CAM LTE MAINT COMM	326,753.95	.0002428140	326,753.95	13,956.87	340,710.82	.0002419315
8806	CAMAR MTC DIST MD A	860,311.00	.0006393054	860,311.00	45,326.09	905,637.09	.0006430737
8816	T O CITY WIDE LTE ZN 1	1,575,551.08	.0011708072	1,575,551.08	59,624.75	1,635,175.83	.0011611037
8817	BELL CYN COM SERVICES	592,434.67	.0004402439	592,434.67	11,700.67	604,135.34	.0004289837
8854	SANTA CLARITA WTR AGC	43,847.33	.0000325834				
	Negotiated Revenue:	43,847.33-					
8855	ANTE VLY RESOURCE CONS	4.36	.0000000032	4.36	.09	4.45	.0000000032
8859	SANTA CLARITA VLY WTR			43,847.33	7,596.52	51,443.85	.0000365292

Fund NO.	Description	Prior Year Allocation	Prior Year Factor	Adjusted Prior Year Allocation	Annual Tax Increment	Current Year Allocation	Apportionment Rate
Negotiated Revenue:		43,847.33					
8860	WESTLAKE MAINT #1	49,501.69	.0000367852	49,501.69	6,132.60	55,634.29	.0000395047
8864	VTA CO MAINT #1 T O	899,912.39	.0006687336	899,912.39	41,681.14	941,593.53	.0006686056
8870	CAMARILLO HEALTH CARE	2,735,165.00	.0020325275	2,735,165.00	139,174.76	2,874,339.76	.0020410078
8890	RES CONS DIST ST MONICA M	69,828.03	.0000518899	69,828.03	2,491.69	72,319.72	.0000513527
8898	OAKBROOK MAINT #25	1,282.85	.0000009533	1,282.85	69.36	1,352.21	.0000009602
8900	WILDWOOD MAINT #27	14,220.11	.0000105671	14,220.11	569.74	14,789.85	.0000105020
8901	LYNN MAINT DIST # 28	15,141.15	.0000112515	15,141.15	535.34	15,676.49	.0000111315
8903	WESTLAKE NR MAINT # 23	97,595.39	.0000725241	97,595.39	2,770.79	100,366.18	.0000712679
8904	T O CITY MAINT # 30	4,836.97	.0000035944	4,836.97	197.06	5,034.03	.0000035746
Countywide Totals:		1,345,696,452.13	1.0000000000	1,345,696,452.13	62,597,891.23	1,408,294,343.36	1.0000000000

* County Totals: *

Countywide A/V Change = 6,259,789,123
 Prior Year Total Allocation = 1,345,696,452.13
 Annual Tax Increment = 62,597,891.23

 Levy Total = 1,408,294,343.36

*** Gross Assessed Valuation Information(Assessed valuations Minus Local Exemptions) ***

	Prior Year A/V	Transfers	Current Year AVI	A/V
Secured	130,525,496,353		136,542,515,817	
Unsecured	3,990,661,020		4,262,419,104	
State Assessed	53,487,840		24,499,415	
	-----		-----	
	134,569,645,213		6,259,789,123	140,829,434,336